
Onsager Documentation

Release 1.3.3

Dallas R. Trinkle

Jul 30, 2019

CONTENTS

1	Onsager	3
1.1	Releases	3
1.2	References	4
1.3	Contributors	4
1.4	Support	4
2	Input and output for Onsager transport calculation	7
2.1	Assumptions used in Onsager	7
2.2	Crystal class setup	8
2.3	Interstitial calculator setup	11
2.4	Vacancy-mediated calculator setup	17
2.5	VASP-style input files	20
2.6	Formatting of input data	30
2.7	Interpretation of output	36
3	Example Notebooks	41
3.1	Fe-C diffusion and elastodiffusivity	41
3.2	Convergence of Green function calculation	46
3.3	Tracer correlation coefficients	51
3.4	Garnet correlation coefficients	57
3.5	Large ω^2 correction	63
3.6	Si in FCC Ni	67
3.7	Split oxygen-vacancy defects in Co	72
3.8	Binary random alloy with dilute vacancy	75
4	Modules	93
4.1	Crystal	93
4.2	CrystalStars	103
4.3	Supercell	110
4.4	PowerExpansion	113
4.5	GFcalc	122
4.6	OnsagerCalc	125
4.7	Automator	133
5	Indices and tables	137
	Python Module Index	139
	Index	141

Documentation for Onsager python module for automated computation of diffusivity for interstitial and vacancy mediated diffusion.

Contents:

ONSAGER

[!PyPI version](https://img.shields.io/pypi/v/onsager.svg){}(http://pypi.python.org/pypi/onsager)

Documentation now available at the [Onsager github page](http://dallastrinkle.github.io/Onsager/). Please cite as [!DOI](https://zenodo.org/badge/14172/DallasTrinkle/Onsager.svg){}(https://zenodo.org/badge/latestdoi/14172/DallasTrinkle/Onsager) or see [Onsager github](#) for current version doi information.

The Onsager package provides routines for the general calculation of transport coefficients in vacancy-mediated diffusion and interstitial diffusion. It does this using a Green function approach, combined with point group symmetry reduction for maximum efficiency.

Typical usage can be seen in the ipython notebooks in *examples*; the usual import will be:

```
#!/usr/bin/env python

from onsager import crystal
from onsager import OnsagerCalc

...
```

Many of the subpackages within Onsager are support for the main attraction, which is in `OnsagerCalc`. Interstitial calculation examples are available in *bin*, including three YAML input files, as well as a interstitial diffuser. An example of vacancy-mediated diffusion is shown in *bin/fivefreq.py*, which computes the well-known five-frequency model for substitutional solute transport in an FCC lattice. The script *CLdiffuser* is a command-line diffuser calculator that is designed to read in an HDF5 file of a diffuser, along with a JSON file that includes the thermal/kinetic data, and computes diffusivity components for different temperatures.

The tests for the package are include in *test*; *tests.py* will run all of the tests in the directory with verbosity level 2. This can be time-consuming (on the order of several of minutes) to run all tests; coverage is currently >90%.

The code uses YAML format for input/output of crystal structures, and diffusion data for the interstitial calculator. The vacancy-mediated calculator requires much more data, and uses HDF5 format to save/reload as needed. The vacancy-mediated calculator uses tags (unique human-readable-ish strings) to identify all (symmetry-unique) vacancy, solute, and complex states, and transitions between them. The vacancy-mediated diffuser can be stored as an HDF5 file (which internally stores the crystal structure in YAML format). The thermal/kinetic data is most easily serialized as JSON, but any dictionary-compatible format will do, by making use of tags.

1.1 Releases

- 0.9. Full release of Interstitial calculator, along with theory paper (see References below).

- 0.9.1. Added spin degrees of freedom to *crystal* for symmetry purposes; added *supercell* class to aid in automated setup of calculation.
- 1.0 Now including automator for supercell calculations.
- 1.1 Automator update with Makefile; corrections for possible overflow error when omega2 gets very large.
- 1.2 Combined “large omega2” and “non-zero bias” algorithms; notebook for Fe-C added to documentation; cleanup of code and improved testing.
- 1.2.1 Additional notebooks added for vacancy-mediated diffuser.
- 1.2.2 New internal friction calculator for interstitial diffuser; improvement in *Crystal* class symmetry to handle larger error in unit cell.
- 1.3 Two-dimensional lattice support added; new notebooks for variational calculations.
- 1.3.1 Bug fix in *crystal.Crystal.jumpnetwork* for search range.
- 1.3.2 Bug fix in *OnsagerCalc.VacancyMediated* for cases with non-zero bias vector (caused unusual occasional test failures).

1.2 References

- Dallas R. Trinkle, “Diffusivity and derivatives for interstitial solutes: Activation energy, volume, and elastodiffusion tensors.” *Philos. Mag.* (2016) [doi:10.1080/14786435.2016.1212175](http://dx.doi.org/10.1080/14786435.2016.1212175); [arXiv:1605.03623](http://arxiv.org/abs/1605.03623)
- Dallas R. Trinkle, “Automatic numerical evaluation of vacancy-mediated transport for arbitrary crystals: Onsager coefficients in the dilute limit using a Green function approach.” *Philos. Mag.* (2017) [doi:10.1080/14786435.2017.1340685](http://dx.doi.org/10.1080/14786435.2017.1340685); [arXiv:1608.01252](http://arxiv.org/abs/1608.01252)
- Dallas R. Trinkle, “A variational principle for mass transport.” *submitted* (2018); [arXiv:1805.11618](http://arxiv.org/abs/1805.11618)

1.3 Contributors

- Dallas R. Trinkle, initial design, derivation, and implementation.
- Ravi Agarwal, testing of HCP interstitial calculations; testing of HCP vacancy-mediated diffusion calculations
- Abhinav Jain, testing of HCP vacancy-mediated diffusion calculations.

Thanks to discussions with Maylise Nastar (CEA, Saclay), Thomas Garnier (CEA, Saclay and UIUC), Thomas Schuler (CEA, Saclay), and Pascal Bellon (UIUC).

1.4 Support

This work has been supported in part by

- DOE/BES grant DE-FG02-05ER46217,

- ONR grant N000141210752,
- NSF/CDSE grant 1411106.
- Dallas R. Trinkle began the theoretical work for this code during the long program on Material Defects at the [Institute for Pure and Applied Mathematics](<https://www.ipam.ucla.edu/>) at UCLA, Fall 2012, and again during the long program on Complex Energy Landscapes, Fall 2017. IPAM is supported by the National Science Foundation.

INPUT AND OUTPUT FOR ONSAGER TRANSPORT CALCULATION

The Onsager calculators currently include two computational approaches to determining transport coefficients: an “interstitial” calculation, and a “vacancy-mediated” calculator. Below we describe the

0. **Assumptions used in transport model** that are necessary to understand the data to be input, and the limitations of the results;
1. **Crystal class setup** needed to initiate a calculation;
2. **Interstitial calculator setup** needed for an single mobile species calculation, or,
3. **Vacancy-mediated calculator setup** needed for a vacancy-mediated substitutional solute calculation;
4. the creation of **VASP-style input files** to be run to generate input data;
5. proper **Formatting of input data** to be compatible with the calculators; and
6. **Interpretation of output** which includes how to convert output into transport coefficients.

This follows the overall structure of a transport coefficient calculation. Broadly speaking, these are the steps necessary to compute transport coefficients:

1. Identify the crystal to be considered; this requires mapping whatever defects are to be considered mobile onto appropriate Wyckoff sites in the crystal, even if those exact sites are not occupied by true atoms.
2. Generate lists of symmetry unrelated “defect states” and “defect state transitions,” along with the appropriate “calculator object.”
3. Construct input files for total energy calculations to be run outside of the Onsager codebase; extract appropriate energy and frequency information from those runs.
4. Input the data in a format that the calculator can understand, and transform those energies and frequencies into rates at a given temperature assuming Arrhenius behavior.
5. Transform the output into physically relevant quantities (Onsager coefficients, solute diffusivities, mobilities, or drag ratios) with appropriate units.

2.1 Assumptions used in Onsager

The *Onsager* code computes transport of defects on an infinite crystalline lattice. Currently, the code requires that the particular defects can be mapped onto Wyckoff positions in a crystal. This does not *require* that the defect be an atom occupying various Wyckoff positions (though that obviously is captured), but merely that the defect have the symmetry and transitions that can be equivalently described by an “object” that occupies Wyckoff positions. Simple examples include vacancies, substitutional solutes, simple interstitial atoms, as well as more complex cases such as split vacancy defects (e.g.: a $V-O_i-V$ split double vacancy with

oxygen interstitial in a closed-packed crystal; the entire defect complex can be mapped on to the Wyckoff position of the oxygen interstitial). In order to calculate diffusion, a few assumptions are made:

- **defects are dilute:** we never consider more than one defect at a time in an “infinite” periodic crystal; the vacancy-mediated diffuser uses one vacancy and one solute.
- **defects diffuse via a Markovian process:** defect states are well-defined, and the transition time from state-to-state is much longer than the equilibration time in a state, so that the evolution of the system is described by the Master equation with time-independent rates.
- **defects do not alter the underlying symmetry of the crystal:** while the defect itself can have a lower symmetry (according to its Wyckoff position), the presence of a defect does not lead to a global phase transformation to a different crystal; moreover, the crystal maintains translational invariance so that the energy of the system with defect(s) is unchanged under translations.

All of these assumptions are usually good: the dilute limit is valid without strong interactions (such as site blocking), Markovian processes are valid as long as barriers are a few times $k_B T$, and we are not currently aware of any (simple) defects that induce phase transformations.

Furthermore, relaxation around a defect (or defect cluster) is allowed, but the assumption is that all of the atomic positions can be easily mapped back to “perfect” crystal lattice sites. This is an “off-lattice” model. In some cases, it can be possible to incorporate “new” states, especially metastable states, that are only accessible by a defect.

Finally, the code requires that all diffusion happens on a single sublattice. This sublattice is defined by a single chemical species; it can include multiple Wyckoff positions. But the current algorithms assume that transitions do not result in the creation of *antisite defects* (where a chemical species is on an “incorrect” sublattice).

2.2 Crystal class setup

The assumption of translational invariance of our defects is captured by the use of a `Crystal` object. Following the standard definition of a crystal, we need to specify (a) three lattice vectors, and (b) at least one basis position, corresponding to at least one site. The crystal needs to contain *at least* the Wyckoff positions on a single sublattice corresponding to the diffusing defects. It can be useful for it to contain *more* atoms that act as “spectator” atoms: they do not participate in diffusion, but define both the underlying symmetry of the crystal, and if atomic-scale calculations will be used to compute configuration and transition-state energies, are necessary to define the energy landscape of diffusion.

The lattice vectors of the underlying crystal set the units of *length* in the transport coefficients. Hence, if the vectors are entered in units of nm, this corresponds to a factor of 10^{-18} m^2 in the transport coefficients. This should also be considered when including factors of volume per atom as well.

- The *lattice vectors* are given by three vectors, \mathbf{a}_1 , \mathbf{a}_2 , \mathbf{a}_3 in Cartesian coordinates. In python, these are input when creating a `Crystal` either as a list of three `numpy` vectors, *or* as a square `numpy` matrix. **Note:** if you enter the three vectors as a matrix, remember that **it assumes the vectors are column vectors**. That is, if `amat` is the matrix, then `amat[:, 0]` is \mathbf{a}_1 , `amat[:, 1]` is \mathbf{a}_2 , and `amat[:, 2]` is \mathbf{a}_3 . **This may not be what you’re expecting.** The main recommendation is to enter the lattice vectors as a list (or tuple) of three `numpy` vectors.
- The *atomic basis* is given by a *list of lists* of `numpy` vectors of positions in *unit cell coordinates*. For a given basis, then `basis[0]` is a list of all positions for the first chemical element in the crystal, `basis[1]` is the second chemical element, and so on. **If you only have a single chemical element, you may enter a list of “numpy” vectors.**
- An optional *spin* degree of freedom can be included. This is a list of objects, with one for each chemical element. These can be either scalar or vectors, with the assumption that they transform as those

objects under group operations. If not included, the spins are all assumed to be equal to 0. Inclusion of these additional degrees of freedom (currently) only impacts the reduction of the unit cell, and the construction of the space group operations.

- We also take in, strictly for bookkeeping purposes, a list of names for the chemical elements. *This is an optional input*, but recommended for readability.

Once initialized, two main internal operations take place:

1. The unit cell is *reduced* and *optimized*. Reduction is a process where we try to find the smallest unit cell representation for the Crystal. This means that the four-atom “simple cubic” unit cell of face-centered cubic can be input, and the code will reduce it to the standard single-atom primitive cell. The reduction algorithm can end up with “unusual” choices of lattice vectors, so we also optimize the lattice vectors so that they are as close to orthogonal as possible, and ordered from smallest to largest. The atomic basis may be shifted uniformly so that *if* an inversion operation is present, then the inversion center is the origin. Neither choice changes the representation of the crystal; however, the *reduction* operation can be skipped by including the option `noreduce=True`.
2. Full symmetry analysis is performed, including: automated construction of space group generator operators, partitioning of basis sites into symmetry related Wyckoff positions, and determination of point group operations for every basis site. All of these operations are automated, and make no reference to crystallographic tables. The algorithm cannot identify which space group it has generated, nor which Wyckoff positions are present. The algorithm respects both *chemistry* and *spin*; this also makes *spin* a useful manipulation tool to artificially lower symmetry for testing purposes as needed.

Note: Crystals can also be constructed by manipulating existing Crystal objects. A useful case is for the interstitial diffuser: when working “interactively,” it is often easier to first make the underlying “spectator” crystal, and then have that Crystal construct the set of Wyckoff positions for a single site in the crystal, and then add that to the basis. Crystal objects are intended to be read-only, so these manipulations result in the creation of a new Crystal object.

A few quick examples:

```
[1]: import numpy as np
import sys
sys.path.extend(['.', '..'])
from onsager import crystal
```

2.2.1 Face-centered cubic crystal, vacancy-diffusion

Face-centered cubic crystals could be created either by entering the primitive basis:

```
[2]: a0 = 1.
FCCcrys = crystal.Crystal([a0*np.array([0,0.5,0.5]),
                           a0*np.array([0.5,0,0.5]),
                           a0*np.array([0.5,0.5,0]),
                           [np.array([0.,0.,0.])], chemistry=['fcc'])

print(FCCcrys)

#Lattice:
a1 = [ 0.  0.5  0.5]
a2 = [ 0.5  0.  0.5]
a3 = [ 0.5  0.5  0. ]
#Basis:
(fcc) 0.0 = [ 0.  0.  0.]
```

or by entering the simple cubic unit cell with four atoms:

```
[3]: FCCcrys2 = crystal.Crystal(a0*np.eye(3),
                               [np.array([0.,0.,0.]), np.array([0,0.5,0.5]),
                                np.array([0.5,0,0.5]), np.array([0.5,0.5,0])],
                               chemistry=['fcc'])

print(FCCcrys2)

#Lattice:
a1 = [ 0.5  0.  0.5]
a2 = [ 0.  0.5 0.5]
a3 = [-0.5 0.  0.5]
#Basis:
(fcc) 0.0 = [ 0.  0.  0.]
```

The effect of noreduce can be seen by regenerating the FCC crystal using the simple cubic unit cell:

```
[4]: FCCcrys3 = crystal.Crystal(a0*np.eye(3),
                               [np.array([0.,0.,0.]), np.array([0,0.5,0.5]),
                                np.array([0.5,0,0.5]), np.array([0.5,0.5,0])],
                               chemistry=['fcc'], noreduce=True)

print(FCCcrys3)

#Lattice:
a1 = [ 1.  0.  0.]
a2 = [ 0.  1.  0.]
a3 = [ 0.  0.  1.]
#Basis:
(fcc) 0.0 = [ 0.  0.  0.]
(fcc) 0.1 = [ 0.  0.5 0.5]
(fcc) 0.2 = [ 0.5 0.  0.5]
(fcc) 0.3 = [ 0.5 0.5 0.]
```

2.2.2 Rocksalt crystal, vacancy-diffusion

Two chemical species, with interpenetrating FCC lattices. In MgO, we would allow for V_O (oxygen vacancies) to diffuse, with Mg as a “spectator species”:

```
[5]: MgO = crystal.Crystal([a0*np.array([0,0.5,0.5]),
                             a0*np.array([0.5,0,0.5]),
                             a0*np.array([0.5,0.5,0])],
                             [[np.array([0.,0.,0.]), [np.array([0.5,0.5,0.5])]],
                              chemistry=['Mg', 'O'])

print(MgO)

#Lattice:
a1 = [ 0.  0.5 0.5]
a2 = [ 0.5 0.  0.5]
a3 = [ 0.5 0.5 0.]
#Basis:
(Mg) 0.0 = [ 0.  0.  0.]
(O) 1.0 = [ 0.5 0.5 0.5]
```

2.2.3 Face-centered cubic crystal, interstitial diffusion

Interstitials in FCC crystals usually diffuse through a network of octahedral and tetrahedral sites. We can use the `Wyckoffpos(u)` function in a crystal to generate a list of equivalent sites corresponding to the interstitial positions, and the `addbasis()` function to create a new crystal with these interstitial sites.

```
[6]: octbasis = FCCcrys.Wyckoffpos(np.array([0.5, 0.5, 0.5]))
tetbasis = FCCcrys.Wyckoffpos(np.array([0.25, 0.25, 0.25]))
FCCcrysint = FCCcrys.addbasis(octbasis + tetbasis, ['int'])
print(octbasis)
print(tetbasis)
print(FCCcrysint)

[array([ 0.5,  0.5,  0.5])]
[array([ 0.75,  0.75,  0.75]), array([ 0.25,  0.25,  0.25])]
#Lattice:
a1 = [ 0.  0.5  0.5]
a2 = [ 0.5  0.  0.5]
a3 = [ 0.5  0.5  0. ]
#Basis:
(fcc) 0.0 = [ 0.  0.  0.]
(int) 1.0 = [ 0.5  0.5  0.5]
(int) 1.1 = [ 0.75  0.75  0.75]
(int) 1.2 = [ 0.25  0.25  0.25]
```

2.3 Interstitial calculator setup

The Interstitial calculator is designed for systems where we have a **single defect species** that diffuses throughout the crystal. This includes single vacancy diffusion, and interstitial solute diffusivity. As for any diffusion calculator, we need to define the configurations that the defect will sample, and the transition states of the defect. In the case of a single defect species,

- configurations are simply the Wyckoff positions of the particular sublattice (specified by a `chemistry` index);
- transition states are pairs of configurations with a displacement vector that connects the initial to the final system.

We use the `sitelist(chemistry)` function to construct a *list of lists* of indices for a given `chemistry`; the lists of indices are all symmetrically equivalent crystal basis indices, and each list is symmetrically inequivalent: this is a space group partitioning into equivalent Wyckoff positions.

The transition states are stored as a `jumpnetwork`, which is a *list of lists of tuples* of transitions: (`initial index`, `final index`, `deltax`) where the indices are self-explanatory, and `deltax` is a Cartesian vector corresponding to the translation from the initial state to the final state. The transitions in each list is equivalent by symmetry, and the separate lists are symmetrically inequivalent. Note also that *reverse* transitions are included: (`final index`, `initial index`, `-deltax`). While the `jumpnetwork` can be constructed “by hand,” it is recommended to use the `jumpnetwork()` function inside of a crystal to automate the generation, and then remove “spurious” transitions that are identified.

The algorithm in `jumpnetwork()` is rather simple: a transition is included if

- the distance between the initial and final state is less than a cutoff distance, and
- the line segment between the initial and final state does not come within a minimum distance of other defect states, and
- the line segment between the initial and final state does not come within a minimum distance of *any* atomic site in the crystal.

The first criterion identifies “close” jumps, while the second criterion eliminates “long” transitions between states when an intermediate configuration may be possible (i.e., $A \rightarrow B$ when $A \rightarrow C \rightarrow B$ would be more likely as the state C is “close” to the line connecting A to B), and the final criterion eliminates transitions that takes the defect too close to a “spectator” atom in the crystal.

The interstitial diffuser also identifies unique **tags** for all configurations and transition states. The interstitial tags for *configurations* are strings with **i**: followed by unit cell coordinates of site to three decimal digits. The interstitial tags for *transition states* are strings with **i**: followed by the unit cell coordinates of the initial state, a ^, and the unit cell coordinates of the final state. When one pretty-prints the interstitial diffuser object, the symmetry unique tags are printed. Note that all of the symmetry equivalent tags are stored in the object, and can be used to identify configurations and transition states, and this is the preferred method for indexing, rather than relying on the particular index into the corresponding lists. The interstitial diffuser calculator contains dictionaries that can be used to convert from tags to indices and vice versa.

Finally, YAML interfaces to output the `sitelist` and `jumpnetwork` for an interstitial diffuser are included; combined with the YAML output of the `Crystal`, this allows for a YAML serialized representation of the diffusion object.

```
[7]: from onsager import OnsagerCalc
```

2.3.1 Face-centered cubic crystal, vacancy-diffusion

We identify the vacancy sites with the crystal sites in the lattice.

```
[8]: chem = 0
FCCsitelist = FCCcryst.sitelist(chem)
print(FCCsitelist)
```

```
[[0]]
```

```
[9]: chem = 0
FCCjumpnetwork = FCCcryst.jumpnetwork(chem, cutoff=a0*0.78)
for n, jn in enumerate(FCCjumpnetwork):
    print('Jump type {}'.format(n))
    for (i,j), dx in jn:
        print(' {} -> {} dx= {}'.format(i,j,dx))
```

```
Jump type 0
0 -> 0 dx= [ 0.  -0.5 -0.5]
0 -> 0 dx= [-0.   0.5  0.5]
0 -> 0 dx= [ 0.5  0.   0.5]
0 -> 0 dx= [-0.5 -0.   -0.5]
0 -> 0 dx= [ 0.5  0.  -0.5]
0 -> 0 dx= [-0.5 -0.   0.5]
0 -> 0 dx= [ 0.  -0.5  0.5]
0 -> 0 dx= [-0.   0.5 -0.5]
0 -> 0 dx= [-0.5  0.5  0. ]
0 -> 0 dx= [ 0.5 -0.5 -0. ]
0 -> 0 dx= [-0.5 -0.5  0. ]
0 -> 0 dx= [ 0.5  0.5 -0. ]
```

```
[10]: chem = 0
FCCvacancydiffuser = OnsagerCalc.Interstitial(FCCcryst, chem, FCCsitelist, FCCjumpnetwork)
print(FCCvacancydiffuser)
```

```
Diffuser for atom 0 (fcc)
#Lattice:
a1 = [ 0.   0.5  0.5]
a2 = [ 0.5  0.   0.5]
a3 = [ 0.5  0.5  0. ]
#Basis:
```

(continues on next page)

(continued from previous page)

```
(fcc) 0.0 = [ 0.  0.  0.]
states:
i:+0.000,+0.000,+0.000
transitions:
i:+0.000,+0.000,+0.000^i:-1.000,+0.000,+0.000
```

2.3.2 Rocksalt crystal, vacancy-diffusion

Two chemical species, with interpenetrating FCC lattices. In MgO, we would allow for V_O (oxygen vacancies) to diffuse, with Mg as a “spectator species”.

```
[11]: chem = 1
MgO_sitelist = MgO.sitelist(chem)
print(MgO_sitelist)

[[0]]
```

```
[12]: chem = 1
MgO_jumpnetwork = MgO.jumpnetwork(chem, cutoff=a0*0.78)
for n, jn in enumerate(MgO_jumpnetwork):
    print('Jump type {}'.format(n))
    for (i,j), dx in jn:
        print(' {} -> {} dx= {}'.format(i,j,dx))
```

```
Jump type 0
0 -> 0 dx= [ 0.  0.5 -0.5]
0 -> 0 dx= [-0.  -0.5  0.5]
0 -> 0 dx= [-0.5  0.  0.5]
0 -> 0 dx= [ 0.5 -0.  -0.5]
0 -> 0 dx= [ 0.  -0.5 -0.5]
0 -> 0 dx= [-0.  0.5  0.5]
0 -> 0 dx= [-0.5 -0.5  0. ]
0 -> 0 dx= [ 0.5  0.5 -0. ]
0 -> 0 dx= [-0.5  0.  -0.5]
0 -> 0 dx= [ 0.5 -0.  0.5]
0 -> 0 dx= [-0.5  0.5  0. ]
0 -> 0 dx= [ 0.5 -0.5 -0. ]
```

```
[13]: chem = 1
MgO_diffuser = OnsagerCalc.Interstitial(MgO, chem, MgO_sitelist, MgO_jumpnetwork)
print(MgO_diffuser)
```

```
Diffuser for atom 1 (O)
#Lattice:
a1 = [ 0.  0.5  0.5]
a2 = [ 0.5  0.  0.5]
a3 = [ 0.5  0.5  0. ]
#Basis:
(Mg) 0.0 = [ 0.  0.  0.]
(O) 1.0 = [ 0.5  0.5  0.5]
states:
i:+0.500,+0.500,+0.500
transitions:
i:+0.500,+0.500,+0.500^i:+0.500,-0.500,+1.500
```

2.3.3 Face-centered cubic crystal, interstitial diffusion

Interstitials in FCC crystals usually diffuse through a network of octahedral and tetrahedral sites. Nominally, diffusion should occur through an octahedral-tetrahedral jumps, but we can extend the cutoff distance to find additional jumps between tetrahedrals.

```
[14]: chem = 1
      FCCintsitelist = FCCcrysint.sitelist(chem)
      print(FCCintsitelist)

[[0], [1, 2]]
```

```
[15]: chem = 1
      FCCintjumpnetwork = FCCcrysint.jumpnetwork(chem, cutoff=a0*0.51)
      for n, jn in enumerate(FCCintjumpnetwork):
          print('Jump type {}'.format(n))
          for (i,j), dx in jn:
              print(' {} -> {} dx= {}'.format(i,j,dx))
```

```
Jump type 0
 0 -> 2 dx= [ 0.25 -0.25  0.25]
 2 -> 0 dx= [-0.25  0.25 -0.25]
 0 -> 1 dx= [-0.25  0.25 -0.25]
 1 -> 0 dx= [ 0.25 -0.25  0.25]
 0 -> 2 dx= [-0.25  0.25  0.25]
 2 -> 0 dx= [ 0.25 -0.25 -0.25]
 0 -> 2 dx= [-0.25 -0.25 -0.25]
 2 -> 0 dx= [ 0.25  0.25  0.25]
 0 -> 2 dx= [ 0.25  0.25 -0.25]
 2 -> 0 dx= [-0.25 -0.25  0.25]
 0 -> 1 dx= [ 0.25 -0.25 -0.25]
 1 -> 0 dx= [-0.25  0.25  0.25]
 0 -> 1 dx= [-0.25 -0.25  0.25]
 1 -> 0 dx= [ 0.25  0.25 -0.25]
 0 -> 1 dx= [ 0.25  0.25  0.25]
 1 -> 0 dx= [-0.25 -0.25 -0.25]
Jump type 1
 2 -> 1 dx= [ 0.   0.   0.5]
 1 -> 2 dx= [-0.  -0.  -0.5]
 2 -> 1 dx= [ 0.  -0.5  0. ]
 1 -> 2 dx= [-0.   0.5 -0. ]
 2 -> 1 dx= [-0.5  0.   0. ]
 1 -> 2 dx= [ 0.5 -0.  -0. ]
 2 -> 1 dx= [ 0.   0.5  0. ]
 1 -> 2 dx= [-0.  -0.5 -0. ]
 2 -> 1 dx= [ 0.5  0.   0. ]
 1 -> 2 dx= [-0.5 -0.  -0. ]
 2 -> 1 dx= [ 0.   0.  -0.5]
 1 -> 2 dx= [-0.  -0.   0.5]
```

```
[16]: chem = 1
      FCCintdiffuser = OnsagerCalc.Interstitial(FCCcrysint, chem,
                                                FCCintsitelist, FCCintjumpnetwork)
      print(FCCintdiffuser)

Diffuser for atom 1 (int)
#Lattice:
  a1 = [ 0.   0.5  0.5]
```

(continues on next page)

(continued from previous page)

```

a2 = [ 0.5  0.   0.5]
a3 = [ 0.5  0.5  0. ]
#Basis:
(fcc) 0.0 = [ 0.   0.   0.]
(int) 1.0 = [ 0.5  0.5  0.5]
(int) 1.1 = [ 0.75  0.75  0.75]
(int) 1.2 = [ 0.25  0.25  0.25]
states:
i:+0.500,+0.500,+0.500
i:+0.750,+0.750,+0.750
transitions:
i:+0.500,+0.500,+0.500^i:+0.250,+1.250,+0.250
i:+0.250,+0.250,+0.250^i:+0.750,+0.750,-0.250
    
```

The YAML representation is intended to combine both the structural information necessary to construct the (1) crystal, (2) chemistry index of the diffusing defect, (3) sitelist, and (4) jumpnetwork; **and** the energies, prefactors, and elastic dipoles (derivative of energy with respect to strain) for the symmetry representatives of configurations and jumps. This will become input for the diffuser when computing transport coefficients as a function of temperature, as well as derivatives with respect to strain (elastodiffusion tensor, activation volume tensor).

```

[17]: print(FCCintdiffuser.crys.simpleYAML() +
          'chem: {}\\n'.format(FCCintdiffuser.chem) +
          FCCintdiffuser.sitelistYAML(FCCintsitelist) +
          FCCintdiffuser.jumpnetworkYAML(FCCintjumpnetwork))
    
```

```

basis:
- - !numpy.ndarray [0.0, 0.0, 0.0]
- - !numpy.ndarray [0.5, 0.5, 0.5]
- - !numpy.ndarray [0.75, 0.75, 0.75]
- - !numpy.ndarray [0.25, 0.25, 0.25]
chemistry: [fcc, int]
lattice: !numpy.ndarray
- [0.0, 0.5, 0.5]
- [0.5, 0.0, 0.5]
- [0.5, 0.5, 0.0]
lattice_constant: 1.0
spins: null
threshold: 1.0e-08
chem: 1
Dipole:
- !numpy.ndarray
- [0.0, 0.0, 0.0]
- [0.0, 0.0, 0.0]
- [0.0, 0.0, 0.0]
- !numpy.ndarray
- [0.0, 0.0, 0.0]
- [0.0, 0.0, 0.0]
- [0.0, 0.0, 0.0]
Energy: [0, 0]
Prefactor: [1, 1]
sitelist:
- [0]
- [1, 2]
DipoleT:
    
```

(continues on next page)

(continued from previous page)

```
- !numpy.ndarray
- [0.0, 0.0, 0.0]
- [0.0, 0.0, 0.0]
- [0.0, 0.0, 0.0]
- !numpy.ndarray
- [0.0, 0.0, 0.0]
- [0.0, 0.0, 0.0]
- [0.0, 0.0, 0.0]
EnergyT: [0, 0]
PrefactorT: [1, 1]
jumpnetwork:
- - !!python/tuple
  - !!python/tuple [0, 2]
  - !numpy.ndarray [0.25, -0.25, 0.25]
- - !!python/tuple
  - !!python/tuple [2, 0]
  - !numpy.ndarray [-0.25, 0.25, -0.25]
- - !!python/tuple
  - !!python/tuple [0, 1]
  - !numpy.ndarray [-0.25, 0.25, -0.25]
- - !!python/tuple
  - !!python/tuple [1, 0]
  - !numpy.ndarray [0.25, -0.25, 0.25]
- - !!python/tuple
  - !!python/tuple [0, 2]
  - !numpy.ndarray [-0.25, 0.25, 0.25]
- - !!python/tuple
  - !!python/tuple [2, 0]
  - !numpy.ndarray [0.25, -0.25, -0.25]
- - !!python/tuple
  - !!python/tuple [0, 2]
  - !numpy.ndarray [-0.25, -0.25, -0.25]
- - !!python/tuple
  - !!python/tuple [2, 0]
  - !numpy.ndarray [0.25, 0.25, 0.25]
- - !!python/tuple
  - !!python/tuple [0, 2]
  - !numpy.ndarray [0.25, 0.25, -0.25]
- - !!python/tuple
  - !!python/tuple [2, 0]
  - !numpy.ndarray [-0.25, -0.25, 0.25]
- - !!python/tuple
  - !!python/tuple [0, 1]
  - !numpy.ndarray [0.25, -0.25, -0.25]
- - !!python/tuple
  - !!python/tuple [1, 0]
  - !numpy.ndarray [-0.25, 0.25, 0.25]
- - !!python/tuple
  - !!python/tuple [0, 1]
  - !numpy.ndarray [-0.25, -0.25, 0.25]
- - !!python/tuple
  - !!python/tuple [1, 0]
  - !numpy.ndarray [0.25, 0.25, -0.25]
- - !!python/tuple
  - !!python/tuple [0, 1]
  - !numpy.ndarray [0.25, 0.25, 0.25]
```

(continues on next page)

(continued from previous page)

```

- !!python/tuple
  - !!python/tuple [1, 0]
  - !numpy.ndarray [-0.25, -0.25, -0.25]
- - !!python/tuple
  - !!python/tuple [2, 1]
  - !numpy.ndarray [0.0, 0.0, 0.5]
- - !!python/tuple
  - !!python/tuple [1, 2]
  - !numpy.ndarray [-0.0, -0.0, -0.5]
- - !!python/tuple
  - !!python/tuple [2, 1]
  - !numpy.ndarray [0.0, -0.5, 0.0]
- - !!python/tuple
  - !!python/tuple [1, 2]
  - !numpy.ndarray [-0.0, 0.5, -0.0]
- - !!python/tuple
  - !!python/tuple [2, 1]
  - !numpy.ndarray [-0.5, 0.0, 0.0]
- - !!python/tuple
  - !!python/tuple [1, 2]
  - !numpy.ndarray [0.5, -0.0, -0.0]
- - !!python/tuple
  - !!python/tuple [2, 1]
  - !numpy.ndarray [0.0, 0.5, 0.0]
- - !!python/tuple
  - !!python/tuple [1, 2]
  - !numpy.ndarray [-0.0, -0.5, -0.0]
- - !!python/tuple
  - !!python/tuple [2, 1]
  - !numpy.ndarray [0.5, 0.0, 0.0]
- - !!python/tuple
  - !!python/tuple [1, 2]
  - !numpy.ndarray [-0.5, -0.0, -0.0]
- - !!python/tuple
  - !!python/tuple [2, 1]
  - !numpy.ndarray [0.0, 0.0, -0.5]
- - !!python/tuple
  - !!python/tuple [1, 2]
  - !numpy.ndarray [-0.0, -0.0, 0.5]

```

2.4 Vacancy-mediated calculator setup

For the vacancy mediated diffuser, the configurations and transition states are more complicated. First, we have three types of configurations:

1. Vacancy, sufficiently far away from the solute to have zero interaction energy.
2. Solute, sufficiently far away from the vacancy to have zero interaction energy.
3. Vacancy-solute complexes.

The vacancies and solutes are assumed to be able to occupy the *same* sites in the crystal, and that neither the vacancy or solute lowers the underlying symmetry of the site. This is a rephrasing of our previous assumption that the symmetry of the defect can be mapped onto the symmetry of the crystal Wyckoff position. There are cases where *this is not true*: that is, some solutes, when substituted into a crystal, will

relax in a way that *breaks symmetry*. While mathematically this can be treated, we do not currently have an implementation that supports this.

The complexes are only considered out to a finite distance; this is called the “thermodynamic range.” It is defined in terms of “shells,” which is the number of “jumps” from the solute in order to reach the vacancy. We include one more shell out, called the “kinetic range,” which are complexes that include transitions to complexes in the thermodynamic range.

When we consider transition states, we have three types of transition states:

1. Vacancy transitions, sufficiently far away from the solute to have zero interaction energy.
2. Vacancy-solute complex transitions, where only the vacancy changes position (both between complexes in the thermodynamic range, and between the kinetic and thermodynamic range).
3. Vacancy-solute complex transitions, where the vacancy and solute exchange place.

These are called, in the “five-frequency framework”, omega-0, omega-1, and omega-2 jumps, respectively. The five-frequency model technically identifies omega-1 jumps as *only* between complexes in the thermodynamic range, while the two “additional” jump types, omega-3 and omega-4, connect complexes in the kinetic range to the thermodynamic range. Operationally, we combine omega-1, -3, and -4 into a single set.

To make a diffuser, we need to

1. Identify the `sitelist` of the vacancies (and hence, solutes),
2. Identify the `jumpnetwork` of the vacancies
3. Determine the thermodynamic range

then, the diffuser automatically constructs the complexes out to the thermodynamic range, and the full jumpnetworks.

The vacancy-mediated diffuser also identifies unique **tags** for all configurations and transition states. The tags for *configurations* are strings with

- `v`: followed by unit cell coordinates of site to three decimal digits for the vacancy;
- `s`: followed by unit cell coordinates of site to three decimal digits for the solute;
- `s:...-v:...` for a solute-vacancy complex.

The *transition states* are strings with

- `omega0`: `+` (initial vacancy configuration) `^` (final vacancy configuration);
- `omega1`: `+` (initial solute-vacancy configuration) `^` (final vacancy configuration);
- `omega2`: `+` (initial solute-vacancy configuration) `^` (final solute-vacancy configuration).

When one pretty-prints the vacancy-mediated diffuser object, the symmetry unique tags are printed. Note that all of the symmetry equivalent tags are stored in the object, and can be used to identify configurations and transition states, and this is the preferred method for indexing, rather than relying on the particular index into the corresponding lists. The vacancy-mediated diffuser calculator contains dictionaries that can be used to convert from tags to indices and vice versa.

2.4.1 Face-centered cubic crystal, vacancy mediated-diffusion

We construct the Onsager equivalent of the classic five-frequency model. We can use the `sitelist` and `jumpnetwork` that we *already constructed for the vacancy by itself*. Note that the omega-1 list contains four jumps: one that is the normally identified “omega-1”, and three others that correspond to vacancy “escapes” from the first neighbor complex: to the second, third, and fourth neighbors. In the classic five-frequency model, these rates are all forced to be equal.

```
[18]: chem = 0
fivefreqdiffuser = OnsagerCalc.VacancyMediated(FCCcrys, chem,
                                                FCCsitelist, FCCjumpnetwork, 1)

print(fivefreqdiffuser)

Diffuser for atom 0 (fcc), Nthermo=1
#Lattice:
  a1 = [ 0.   0.5  0.5]
  a2 = [ 0.5  0.   0.5]
  a3 = [ 0.5  0.5  0. ]
#Basis:
  (fcc) 0.0 = [ 0.  0.  0.]
vacancy configurations:
v:+0.000,+0.000,+0.000
solute configurations:
s:+0.000,+0.000,+0.000
solute-vacancy configurations:
s:+0.000,+0.000,+0.000-v:+1.000,-1.000,+0.000
omega0 jumps:
omega0:v:+0.000,+0.000,+0.000^v:-1.000,+0.000,+0.000
omega1 jumps:
omega1:s:+0.000,+0.000,+0.000-v:+1.000,-1.000,+0.000^v:+0.000,-1.000,+0.000
omega1:s:+0.000,+0.000,+0.000-v:-1.000,+1.000,+0.000^v:-2.000,+1.000,+0.000
omega1:s:+0.000,+0.000,+0.000-v:+0.000,+1.000,-1.000^v:-1.000,+1.000,-1.000
omega1:s:+0.000,+0.000,+0.000-v:-1.000,+0.000,+0.000^v:-2.000,+0.000,+0.000
omega2 jumps:
omega2:s:+0.000,+0.000,+0.000-v:+1.000,+0.000,+0.000^s:+0.000,+0.000,+0.000-v:-1.000,+0.000,+0.000
```

An HDF5 representation of the diffusion calculator can be stored for efficient reconstruction of the object, as well as passing between machines. The HDF5 representation includes *everything*: the underlying Crystal, the sitelist and jumpnetworks, all of the precalculation and analysis needed for diffusion. This greatly speeds up the construction of the calculator.

```
[19]: import h5py
# replace '/dev/null' with your file of choice, and remove backing_store=False
# to read and write to an HDF5 file.
f = h5py.File('/dev/null', 'w', driver='core', backing_store=False)
fivefreqdiffuser.addhdf5(f) # adds the diffuser to the HDF5 file

# how to read in (after opening `f` as an HDF5 file)
fivefreqcopy = OnsagerCalc.VacancyMediated.loadhdf5(f) # creates a new diffuser from HDF5
f.close() # close up the HDF5 file
print(fivefreqcopy)

Diffuser for atom 0 (fcc), Nthermo=1
#Lattice:
  a1 = [ 0.   0.5  0.5]
  a2 = [ 0.5  0.   0.5]
  a3 = [ 0.5  0.5  0. ]
#Basis:
  (fcc) 0.0 = [ 0.  0.  0.]
vacancy configurations:
v:+0.000,+0.000,+0.000
solute configurations:
s:+0.000,+0.000,+0.000
solute-vacancy configurations:
s:+0.000,+0.000,+0.000-v:+1.000,-1.000,+0.000
```

(continues on next page)

(continued from previous page)

```
omega0 jumps:
omega0:v:+0.000,+0.000,+0.000^v:-1.000,+0.000,+0.000
omega1 jumps:
omega1:s:+0.000,+0.000,+0.000-v:+1.000,-1.000,+0.000^v:+0.000,-1.000,+0.000
omega1:s:+0.000,+0.000,+0.000-v:-1.000,+1.000,+0.000^v:-2.000,+1.000,+0.000
omega1:s:+0.000,+0.000,+0.000-v:+0.000,+1.000,-1.000^v:-1.000,+1.000,-1.000
omega1:s:+0.000,+0.000,+0.000-v:-1.000,+0.000,+0.000^v:-2.000,+0.000,+0.000
omega2 jumps:
omega2:s:+0.000,+0.000,+0.000-v:+1.000,+0.000,+0.000^s:+0.000,+0.000,+0.000-v:-1.000,+0.000,+0.000
```

2.5 VASP-style input files

At this stage, we have the diffusion “calculator” necessary to compute diffusion, but we need to determine appropriate atomic-scale data to act as input into our calculators. There are two primary steps: (1) constructing appropriate “supercells” containing defect configurations and transition states to be computed, and (2) extracting the appropriate information from those calculations to use in the diffuser. This section deals with the former; the next section will deal with the latter.

The tags are the most straightforward way to identify structures as they are computed, and hence they serve as the mechanism for communicating data into the calculators. To make supercells with defects, we take advantage of the supercell module in Onsager; both calculators contain a `makesupercell()` function that returns dictionaries of supercells, tags, and appropriate information. Currently, to transform these into usable input files, the automator module can convert such dictionaries into tarballs with an appropriate directory structure, files containing information about appropriate tags for the different configurations, a Makefile that converts CONTCAR output into appropriate POS input for the nudged-elastic band calculation.

Both `makesupercell()` commands require an input supercell definition, which is a 3×3 integer matrix of column vectors; if N is such a matrix, then the supercell vectors are the columns of $A = \text{np.dot}(a, N)$, so that A_1 has components $N[:, 0]$ in direct coordinates.

```
[20]: from onsager import automator
import tarfile
```

2.5.1 Face-centered cubic crystal, interstitial diffusion

We will need to construct (and relax) appropriate interstitial sites, and the transition states between them.

```
[21]: help(FCCintdiffuser.makesupercells)
```

Help on method `makesupercells` in module `onsager.OnsagerCalc`:

```
makesupercells(super_n) method of onsager.OnsagerCalc.Interstitial instance
    Take in a supercell matrix, then generate all of the supercells needed to compute
    site energies and transitions (corresponding to the representatives).
```

```
:param super_n: 3x3 integer matrix to define our supercell
:return superdict: dictionary of ``states``, ``transitions``, ``transmapping``,
    and ``indices`` that correspond to dictionaries with tags.
```

```
* superdict['states'][i] = supercell of site;
* superdict['transitions'][n] = (supercell initial, supercell final);
```

(continues on next page)

(continued from previous page)

```

        * superdict['transmapping'][n] = ((site tag, groupop, mapping), (site tag, groupop,
↳mapping))
        * superdict['indices'][tag] = index of tag, where tag is either a state or transition tag.
    
```

```

[22]: N = np.array([[-2,2,2],[2,-2,2],[2,2,-2]]) # 32 atom FCC supercell
print(np.dot(FCCcrys.lattice, N))
FCCintsupercells = FCCintdiffuser.makesupercells(N)

[[ 2.  0.  0.]
 [ 0.  2.  0.]
 [ 0.  0.  2.]]
    
```

```

[23]: help(automator.supercelltar)
    
```

Help on function supercelltar in module onsager.automator:

```

supercelltar(tar, superdict, filemode=436, directmode=509, timestamp=None, INCARrelax='...',
↳INCARNEB='...', KPOINTS='...', basedir="", statename='relax.', transitionname='neb.',
↳IDformat='{:02d}', JSONdict='tags.json', YAMLdef='supercell.yaml')
    Takes in a tarfile (needs to be open for writing) and a supercelldict (from a
    diffuser) and creates the full directory structure inside the tarfile. Best used in
    a form like

    ::

        with tarfile.open('supercells.tar.gz', mode='w:gz') as tar:
            automator.supercelltar(tar, supercelldict)

:param tar: tarfile open for writing; may contain other files in advance.
:param superdict: dictionary of ``states``, ``transitions``, ``transmapping``, ``indices`` that
    correspond to dictionaries with tags; the final tag ``reference`` is the basesupercell
    for calculations without defects.

    * superdict['states'][i] = supercell of state;
    * superdict['transitions'][n] = (supercell initial, supercell final);
    * superdict['transmapping'][n] = ((site tag, groupop, mapping), (site tag, groupop,
↳mapping))
    * superdict['indices'][tag] = (type, index) of tag, where tag is either a state or
↳transition tag; or...
    * superdict['indices'][tag] = index of tag, where tag is either a state or transition tag.
    * superdict['reference'] = (optional) supercell reference, no defects

:param filemode: mode to use for files (default: 664)
:param directmode: mode to use for directories (default: 775)
:param timestamp: UNIX time for files; if None, use current time (default)
:param INCARrelax: contents of INCAR file to use for relaxation; must contain {system} to be
↳replaced
    by tag value (default: automator.INCARrelax)
:param INCARNEB: contents of INCAR file to use for NEB; must contain {system} to be replaced
    by tag value (default: automator.INCARNEB)
:param KPOINTS: contents of KPOINTS file (default: gamma-point only calculation);
    if None or empty, no KPOINTS file at all
:param basedir: prepended to all files/directories (default: "")
:param statename: prepended to all state names, before 2 digit number (default: relax.)
:param transitionname: prepended to all transition names, before 2 digit number (default: neb.
↳)
    
```

(continues on next page)

(continued from previous page)

```
:param IDformat: format for integer tags (default: {:02d})
:param JSONdict: name of JSON file storing the tags corresponding to each directory (default:
↳tags.json)
:param YAMLdef: YAML file containing full definition of supercells, relationship, etc.↳
↳(default: supercell.yaml);
    set to None to not output. **may want to change this to None for the future**
```

```
[24]: with tarfile.open('io-test-int.tar.gz', mode='w:gz') as tar:
    automator.supercelltar(tar, FCCintsupercells)
```

```
[25]: tar = tarfile.open('io-test-int.tar.gz', mode='r:gz')
```

```
[26]: tar.list()
```

```
?rw-rw-r- 0/0      244 2017-07-11 16:14:30 INCAR.relax
?rw-rw-r- 0/0      305 2017-07-11 16:14:30 INCAR.NEB
?rw-rw-r- 0/0       31 2017-07-11 16:14:30 KPOINTS
?rwxrwxr-x 0/0     1344 2017-07-11 16:14:30 trans.pl
?rwxrwxr-x 0/0     6283 2017-07-11 16:14:30 nebmake.pl
?rw-rw-r- 0/0    25975 2017-07-11 16:14:30 Vasp.pm
?rwxrwxr-x 0/0       0 2017-07-11 16:14:30 relax.01/
?rw-rw-r- 0/0     2267 2017-07-11 16:14:30 relax.01/POSCAR
?rw-rw-r- 0/0     258 2017-07-11 16:14:30 relax.01/INCAR
?rw-rw-r- 0/0      35 2017-07-11 16:14:30 relax.01/incar.sed
?rw-rw-r- 0/0       0 2017-07-11 16:14:30 relax.01/KPOINTS -> ../KPOINTS
?rw-rw-r- 0/0       0 2017-07-11 16:14:30 relax.01/POTCAR -> ../POTCAR
?rwxrwxr-x 0/0       0 2017-07-11 16:14:30 relax.00/
?rw-rw-r- 0/0     2267 2017-07-11 16:14:30 relax.00/POSCAR
?rw-rw-r- 0/0     258 2017-07-11 16:14:30 relax.00/INCAR
?rw-rw-r- 0/0      35 2017-07-11 16:14:30 relax.00/incar.sed
?rw-rw-r- 0/0       0 2017-07-11 16:14:30 relax.00/KPOINTS -> ../KPOINTS
?rw-rw-r- 0/0       0 2017-07-11 16:14:30 relax.00/POTCAR -> ../POTCAR
?rwxrwxr-x 0/0       0 2017-07-11 16:14:30 neb.01/
?rw-rw-r- 0/0     2298 2017-07-11 16:14:30 neb.01/POS.init
?rw-rw-r- 0/0     2296 2017-07-11 16:14:30 neb.01/POS.final
?rw-rw-r- 0/0     342 2017-07-11 16:14:30 neb.01/INCAR
?rw-rw-r- 0/0      58 2017-07-11 16:14:30 neb.01/incar.sed
?rw-rw-r- 0/0       0 2017-07-11 16:14:30 neb.01/KPOINTS -> ../KPOINTS
?rw-rw-r- 0/0       0 2017-07-11 16:14:30 neb.01/POTCAR -> ../POTCAR
?rwxrwxr-x 0/0       0 2017-07-11 16:14:30 neb.00/
?rw-rw-r- 0/0     2298 2017-07-11 16:14:30 neb.00/POS.init
?rw-rw-r- 0/0     2296 2017-07-11 16:14:30 neb.00/POS.final
?rw-rw-r- 0/0     342 2017-07-11 16:14:30 neb.00/INCAR
?rw-rw-r- 0/0      58 2017-07-11 16:14:30 neb.00/incar.sed
?rw-rw-r- 0/0       0 2017-07-11 16:14:30 neb.00/KPOINTS -> ../KPOINTS
?rw-rw-r- 0/0       0 2017-07-11 16:14:30 neb.00/POTCAR -> ../POTCAR
?rw-rw-r- 0/0     191 2017-07-11 16:14:30 neb.00/trans.init
?rw-rw-r- 0/0     191 2017-07-11 16:14:30 neb.00/trans.final
?rw-rw-r- 0/0     191 2017-07-11 16:14:30 neb.01/trans.init
?rw-rw-r- 0/0     191 2017-07-11 16:14:30 neb.01/trans.final
?rw-rw-r- 0/0    1170 2017-07-11 16:14:30 Makefile
?rw-rw-r- 0/0      14 2017-07-11 16:14:30 relax.00/NEBlist
?rw-rw-r- 0/0       7 2017-07-11 16:14:30 relax.01/NEBlist
?rw-rw-r- 0/0     213 2017-07-11 16:14:30 tags.json
?rw-rw-r- 0/0   1243794 2017-07-11 16:14:30 supercell.yaml
```

Contents of the Makefile:

```
[27]: with tar.extractfile('Makefile') as f:
      print(f.read().decode('ascii'))

# Makefile to construct NEB input from relaxation output
# we set this so that the makefile doesn't use builtin implicit rules
MAKEFLAGS = -rk

makeneb := "./nebmake.pl"
transform := "./trans.pl"

Nimages ?= 1

.PHONY: help

target := $(foreach neb, $(wildcard neb.*), $(neb)/01/POSCAR)
target: $(target)

help:
    @echo "# Creates input POSCAR for NEB runs, once relaxation runs are complete"
    @echo "# Uses CONTCAR in relaxation directories to create initial run geometry"
    @echo "# environment variable: Nimages (default: $(Nimages))"
    @echo "# target files:"
    @echo "$(target) | sed 's/ / /g'"
    @echo "# default target: all"

neb.%: neb.%/01/POSCAR neb.%/POSCAR.init neb.%/POSCAR.final

neb.%/01/POSCAR: neb.%/POSCAR.init neb.%/POSCAR.final
    @$(makeneb) $^ $(Nimages)

neb.%/POSCAR.init:
    @$(transform) $^ > $@

neb.%/POSCAR.final:
    @$(transform) $^ > $@

#####
# structure of NEB runs:
neb.00/POSCAR.init: neb.00/trans.init relax.00/CONTCAR
neb.00/POSCAR.final: neb.00/trans.final relax.00/CONTCAR
neb.01/POSCAR.init: neb.01/trans.init relax.01/CONTCAR
neb.01/POSCAR.final: neb.01/trans.final relax.00/CONTCAR
```

Contents of the tags.json file:

```
[28]: with tar.extractfile('tags.json') as f:
      print(f.read().decode('ascii'))

{
  "neb.00": "i:+0.250,+0.250,+0.250^i:+0.750,+0.750,-0.250",
  "neb.01": "i:+0.500,+0.500,+0.500^i:+0.250,+1.250,+0.250",
  "relax.00": "i:+0.750,+0.750,+0.750",
  "relax.01": "i:+0.500,+0.500,+0.500"
}
```

Contents of one POSCAR file for relaxation of a configuration:

```
[29]: with tar.extractfile('relax.00/POSCAR') as f:
      print(f.read().decode('ascii'))

i:+0.750,+0.750,+0.750 fcc(32),int_i(1)
1.0
  2.0000000000000000  0.0000000000000000  0.0000000000000000
  0.0000000000000000  2.0000000000000000  0.0000000000000000
  0.0000000000000000  0.0000000000000000  2.0000000000000000
32 1
Direct
  0.0000000000000000  0.0000000000000000  0.0000000000000000
  0.2500000000000000  0.2500000000000000  0.0000000000000000
  0.5000000000000000  0.5000000000000000  0.0000000000000000
  0.7500000000000000  0.7500000000000000  0.0000000000000000
  0.2500000000000000  0.0000000000000000  0.2500000000000000
  0.5000000000000000  0.2500000000000000  0.2500000000000000
  0.7500000000000000  0.5000000000000000  0.2500000000000000
  0.0000000000000000  0.7500000000000000  0.2500000000000000
  0.5000000000000000  0.0000000000000000  0.5000000000000000
  0.7500000000000000  0.2500000000000000  0.5000000000000000
  0.0000000000000000  0.5000000000000000  0.5000000000000000
  0.2500000000000000  0.7500000000000000  0.5000000000000000
  0.7500000000000000  0.0000000000000000  0.7500000000000000
  0.0000000000000000  0.2500000000000000  0.7500000000000000
  0.2500000000000000  0.5000000000000000  0.7500000000000000
  0.5000000000000000  0.7500000000000000  0.7500000000000000
  0.0000000000000000  0.2500000000000000  0.2500000000000000
  0.2500000000000000  0.5000000000000000  0.2500000000000000
  0.5000000000000000  0.7500000000000000  0.2500000000000000
  0.7500000000000000  0.0000000000000000  0.2500000000000000
  0.2500000000000000  0.2500000000000000  0.5000000000000000
  0.5000000000000000  0.5000000000000000  0.5000000000000000
  0.7500000000000000  0.7500000000000000  0.5000000000000000
  0.0000000000000000  0.0000000000000000  0.5000000000000000
  0.5000000000000000  0.2500000000000000  0.7500000000000000
  0.7500000000000000  0.5000000000000000  0.7500000000000000
  0.0000000000000000  0.7500000000000000  0.7500000000000000
  0.2500000000000000  0.0000000000000000  0.7500000000000000
  0.7500000000000000  0.2500000000000000  0.0000000000000000
  0.0000000000000000  0.5000000000000000  0.0000000000000000
  0.2500000000000000  0.7500000000000000  0.0000000000000000
  0.5000000000000000  0.0000000000000000  0.0000000000000000
  0.3750000000000000  0.3750000000000000  0.3750000000000000
```

```
[30]: tar.close()
```

2.5.2 Face-centered cubic crystal, vacancy mediated-diffusion

We will need to construct (and relax) appropriate vacancy, solute, and solute-vacancy complexes, and the transition states between them. The commands are nearly identical to the interstitial diffuser; the primary difference is the larger number of configurations and files.

```
[31]: help(fivefreqdiffuser.makesupercells)
```

Help on method makesupercells in module onsager.OnsagerCalc:

makesupercells(super_n) method of onsager.OnsagerCalc.VacancyMediated instance

Take in a supercell matrix, then generate all of the supercells needed to compute site energies and transitions (corresponding to the representatives).

Note: the states are lone vacancy, lone solute, solute-vacancy complexes in our thermodynamic range. Note that there will be escape states are endpoints of some omega1 jumps. They are not relaxed, and have no pre-existing tag. They will only be output as a single endpoint of an NEB run; there may be symmetry equivalent duplicates, as we construct these supercells on an as needed basis.

We've got a few classes of warnings (from most egregious to least) that can issued if the supercell is too small; the analysis will continue despite any warnings:

1. Thermodynamic shell states map to different states in supercell
2. Thermodynamic shell states are not unique in supercell (multiplicity)
3. Kinetic shell states map to different states in supercell
4. Kinetic shell states are not unique in supercell (multiplicity)

The lowest level can still be run reliably but runs the risk of errors in escape transition barriers. Extreme caution should be used if any of the other warnings are raised.

```
:param super_n: 3x3 integer matrix to define our supercell
:return superdict: dictionary of ``states``, ``transitions``, ``transmapping``,
    ``indices`` that correspond to dictionaries with tags; the final tag
    ``reference`` is the basesupercell for calculations without defects.

    * superdict['states'][i] = supercell of state;
    * superdict['transitions'][n] = (supercell initial, supercell final);
    * superdict['transmapping'][n] = ((site tag, groupop, mapping), (site tag, groupop,
↳mapping))
    * superdict['indices'][tag] = (type, index) of tag, where tag is either a state or
↳transition tag.
    * superdict['reference'] = supercell reference, no defects
```

```
[32]: N = np.array([[-3,3,3],[3,-3,3],[3,3,-3]]) # 108 atom FCC supercell
print(np.dot(FCCcrys.lattice, N))
fivefreqsupercells = fivefreqdiffuser.makesupercells(N)
```

```
[[ 3.  0.  0.]
 [ 0.  3.  0.]
 [ 0.  0.  3.]]
```

```
[33]: with tarfile.open('io-test-fivefreq.tar.gz', mode='w:gz') as tar:
    automator.supercelltar(tar, fivefreqsupercells)
```

```
[34]: tar = tarfile.open('io-test-fivefreq.tar.gz', mode='r:gz')
```

```
[35]: tar.list()

?rw-rw-r- 0/0      244 2017-07-11 16:14:53 INCAR.relax
?rw-rw-r- 0/0      305 2017-07-11 16:14:53 INCAR.NEB
?rw-rw-r- 0/0       31 2017-07-11 16:14:53 KPOINTS
?rwxrwxr-x 0/0     1344 2017-07-11 16:14:53 trans.pl
?rwxrwxr-x 0/0     6283 2017-07-11 16:14:53 nebmake.pl
```

(continues on next page)

(continued from previous page)

```
?rw-rw-r- 0/0      25975 2017-07-11 16:14:53 Vasp.pm
?rw-rw-r- 0/0      6844 2017-07-11 16:14:53 POSCAR
?rwxrwxr-x 0/0      0 2017-07-11 16:14:53 relax.00/
?rw-rw-r- 0/0      6784 2017-07-11 16:14:53 relax.00/POSCAR
?rw-rw-r- 0/0      258 2017-07-11 16:14:53 relax.00/INCAR
?rw-rw-r- 0/0      35 2017-07-11 16:14:53 relax.00/incar.sed
?rw-rw-r- 0/0      0 2017-07-11 16:14:53 relax.00/KPOINTS -> ../KPOINTS
?rw-rw-r- 0/0      0 2017-07-11 16:14:53 relax.00/POTCAR -> ../POTCAR
?rwxrwxr-x 0/0      0 2017-07-11 16:14:53 relax.02/
?rw-rw-r- 0/0      6845 2017-07-11 16:14:53 relax.02/POSCAR
?rw-rw-r- 0/0      258 2017-07-11 16:14:53 relax.02/INCAR
?rw-rw-r- 0/0      35 2017-07-11 16:14:53 relax.02/incar.sed
?rw-rw-r- 0/0      0 2017-07-11 16:14:53 relax.02/KPOINTS -> ../KPOINTS
?rw-rw-r- 0/0      0 2017-07-11 16:14:53 relax.02/POTCAR -> ../POTCAR
?rwxrwxr-x 0/0      0 2017-07-11 16:14:53 relax.01/
?rw-rw-r- 0/0      6807 2017-07-11 16:14:53 relax.01/POSCAR
?rw-rw-r- 0/0      281 2017-07-11 16:14:53 relax.01/INCAR
?rw-rw-r- 0/0      58 2017-07-11 16:14:53 relax.01/incar.sed
?rw-rw-r- 0/0      0 2017-07-11 16:14:53 relax.01/KPOINTS -> ../KPOINTS
?rw-rw-r- 0/0      0 2017-07-11 16:14:53 relax.01/POTCAR -> ../POTCAR
?rwxrwxr-x 0/0      0 2017-07-11 16:14:53 neb.00/
?rw-rw-r- 0/0      6822 2017-07-11 16:14:53 neb.00/POS.init
?rw-rw-r- 0/0      6820 2017-07-11 16:14:53 neb.00/POS.final
?rw-rw-r- 0/0      349 2017-07-11 16:14:53 neb.00/INCAR
?rw-rw-r- 0/0      65 2017-07-11 16:14:53 neb.00/incar.sed
?rw-rw-r- 0/0      0 2017-07-11 16:14:53 neb.00/KPOINTS -> ../KPOINTS
?rw-rw-r- 0/0      0 2017-07-11 16:14:53 neb.00/POTCAR -> ../POTCAR
?rwxrwxr-x 0/0      0 2017-07-11 16:14:53 neb.02/
?rw-rw-r- 0/0      6845 2017-07-11 16:14:53 neb.02/POS.init
?rw-rw-r- 0/0      6843 2017-07-11 16:14:53 neb.02/POS.final
?rw-rw-r- 0/0      372 2017-07-11 16:14:53 neb.02/INCAR
?rw-rw-r- 0/0      88 2017-07-11 16:14:53 neb.02/incar.sed
?rw-rw-r- 0/0      0 2017-07-11 16:14:53 neb.02/KPOINTS -> ../KPOINTS
?rw-rw-r- 0/0      0 2017-07-11 16:14:53 neb.02/POTCAR -> ../POTCAR
?rwxrwxr-x 0/0      0 2017-07-11 16:14:53 neb.04/
?rw-rw-r- 0/0      6845 2017-07-11 16:14:53 neb.04/POS.init
?rw-rw-r- 0/0      6843 2017-07-11 16:14:53 neb.04/POSCAR.final
?rw-rw-r- 0/0      372 2017-07-11 16:14:53 neb.04/INCAR
?rw-rw-r- 0/0      88 2017-07-11 16:14:53 neb.04/incar.sed
?rw-rw-r- 0/0      0 2017-07-11 16:14:53 neb.04/KPOINTS -> ../KPOINTS
?rw-rw-r- 0/0      0 2017-07-11 16:14:53 neb.04/POTCAR -> ../POTCAR
?rwxrwxr-x 0/0      0 2017-07-11 16:14:53 neb.01/
?rw-rw-r- 0/0      6845 2017-07-11 16:14:53 neb.01/POS.init
?rw-rw-r- 0/0      6843 2017-07-11 16:14:53 neb.01/POSCAR.final
?rw-rw-r- 0/0      372 2017-07-11 16:14:53 neb.01/INCAR
?rw-rw-r- 0/0      88 2017-07-11 16:14:53 neb.01/incar.sed
?rw-rw-r- 0/0      0 2017-07-11 16:14:53 neb.01/KPOINTS -> ../KPOINTS
?rw-rw-r- 0/0      0 2017-07-11 16:14:53 neb.01/POTCAR -> ../POTCAR
?rwxrwxr-x 0/0      0 2017-07-11 16:14:53 neb.03/
?rw-rw-r- 0/0      6845 2017-07-11 16:14:53 neb.03/POS.init
?rw-rw-r- 0/0      6843 2017-07-11 16:14:53 neb.03/POSCAR.final
?rw-rw-r- 0/0      372 2017-07-11 16:14:53 neb.03/INCAR
?rw-rw-r- 0/0      88 2017-07-11 16:14:53 neb.03/incar.sed
?rw-rw-r- 0/0      0 2017-07-11 16:14:53 neb.03/KPOINTS -> ../KPOINTS
?rw-rw-r- 0/0      0 2017-07-11 16:14:53 neb.03/POTCAR -> ../POTCAR
?rwxrwxr-x 0/0      0 2017-07-11 16:14:53 neb.05/
```

(continues on next page)

(continued from previous page)

```
?rw-rw-r- 0/0      6868 2017-07-11 16:14:53 neb.05/POS.init
?rw-rw-r- 0/0      6866 2017-07-11 16:14:53 neb.05/POS.final
?rw-rw-r- 0/0      395 2017-07-11 16:14:53 neb.05/INCAR
?rw-rw-r- 0/0      111 2017-07-11 16:14:53 neb.05/incar.sed
?rw-rw-r- 0/0        0 2017-07-11 16:14:53 neb.05/KPOINTS -> ../KPOINTS
?rw-rw-r- 0/0        0 2017-07-11 16:14:53 neb.05/POTCAR -> ../POTCAR
?rw-rw-r- 0/0      420 2017-07-11 16:14:53 neb.00/trans.init
?rw-rw-r- 0/0      420 2017-07-11 16:14:53 neb.00/trans.final
?rw-rw-r- 0/0      420 2017-07-11 16:14:53 neb.01/trans.init
?rw-rw-r- 0/0      420 2017-07-11 16:14:53 neb.02/trans.init
?rw-rw-r- 0/0      420 2017-07-11 16:14:53 neb.02/trans.final
?rw-rw-r- 0/0      420 2017-07-11 16:14:53 neb.03/trans.init
?rw-rw-r- 0/0      420 2017-07-11 16:14:53 neb.04/trans.init
?rw-rw-r- 0/0      420 2017-07-11 16:14:53 neb.05/trans.init
?rw-rw-r- 0/0      420 2017-07-11 16:14:53 neb.05/trans.final
?rw-rw-r- 0/0     1447 2017-07-11 16:14:53 Makefile
?rw-rw-r- 0/0        7 2017-07-11 16:14:53 relax.00/NEBlist
?rw-rw-r- 0/0       35 2017-07-11 16:14:53 relax.01/NEBlist
?rw-rw-r- 0/0      710 2017-07-11 16:14:53 tags.json
?rw-rw-r- 0/0    3458541 2017-07-11 16:14:53 supercell.yaml
```

Contents of Makefile:

```
[36]: with tar.extractfile('Makefile') as f:
      print(f.read().decode('ascii'))
```

```
# Makefile to construct NEB input from relaxation output
# we set this so that the makefile doesn't use builtin implicit rules
MAKEFLAGS = -rk

makeneb := "./nebmake.pl"
transform := "./trans.pl"

Nimages ?= 1

.PHONY: help

target := $(foreach neb, $(wildcard neb.*), $(neb)/01/POSCAR)
target: $(target)

help:
    @echo "# Creates input POSCAR for NEB runs, once relaxation runs are complete"
    @echo "# Uses CONTCAR in relaxation directories to create initial run geometry"
    @echo "# environment variable: Nimages (default: $(Nimages))"
    @echo "# target files:"
    @echo "$(target) | sed 's/ / /g'"
    @echo "# default target: all"

neb.%: neb.%/01/POSCAR neb.%/POSCAR.init neb.%/POSCAR.final

neb.%/01/POSCAR: neb.%/POSCAR.init neb.%/POSCAR.final
    @$(makeneb) $^ $(Nimages)

neb.%/POSCAR.init:
    @$(transform) $^ > $@

neb.%/POSCAR.final:
```

(continues on next page)

(continued from previous page)

```
@$(transform) $^ > $@

#####
# structure of NEB runs:
neb.00/POSCAR.init: neb.00/trans.init relax.00/CONTCAR
neb.00/POSCAR.final: neb.00/trans.final relax.00/CONTCAR
neb.01/POSCAR.init: neb.01/trans.init relax.01/CONTCAR
neb.02/POSCAR.init: neb.02/trans.init relax.01/CONTCAR
neb.02/POSCAR.final: neb.02/trans.final relax.01/CONTCAR
neb.03/POSCAR.init: neb.03/trans.init relax.01/CONTCAR
neb.04/POSCAR.init: neb.04/trans.init relax.01/CONTCAR
neb.05/POSCAR.init: neb.05/trans.init relax.01/CONTCAR
neb.05/POSCAR.final: neb.05/trans.final relax.01/CONTCAR
```

Contents of the tags.json file:

```
[37]: with tar.extractfile('tags.json') as f:
      print(f.read().decode('ascii'))

{
  "neb.00": "omega0:v:+0.000,+0.000,+0.000^v:-1.000,+0.000,+0.000",
  "neb.01": "omega1:s:+0.000,+0.000,+0.000-v:+0.000,+1.000,-1.000^v:-1.000,+1.000,-1.000",
  "neb.02": "omega1:s:+0.000,+0.000,+0.000-v:+1.000,-1.000,+0.000^v:+0.000,-1.000,+0.000",
  "neb.03": "omega1:s:+0.000,+0.000,+0.000-v:-1.000,+0.000,+0.000^v:-2.000,+0.000,+0.000",
  "neb.04": "omega1:s:+0.000,+0.000,+0.000-v:-1.000,+1.000,+0.000^v:-2.000,+1.000,+0.000",
  "neb.05": "omega2:s:+0.000,+0.000,+0.000-v:+1.000,+0.000,+0.000^s:+0.000,+0.000,+0.000-v:-1.
-000,+0.000,+0.000",
  "relax.00": "v:+0.000,+0.000,+0.000",
  "relax.01": "s:+0.000,+0.000,+0.000-v:+1.000,-1.000,+0.000",
  "relax.02": "s:+0.000,+0.000,+0.000"
}
```

Contents of one POSCAR file for relaxation of a configuration:

```
[38]: with tar.extractfile('relax.01/POSCAR') as f:
      print(f.read().decode('ascii'))

s:+0.000,+0.000,+0.000-v:+1.000,-1.000,+0.000 fcc(106),solute(1)
1.0
  3.0000000000000000  0.0000000000000000  0.0000000000000000
  0.0000000000000000  3.0000000000000000  0.0000000000000000
  0.0000000000000000  0.0000000000000000  3.0000000000000000
106 1
Direct
  0.1666666666666667  0.1666666666666667  0.0000000000000000
  0.3333333333333333  0.3333333333333333  0.0000000000000000
  0.5000000000000000  0.5000000000000000  0.0000000000000000
  0.6666666666666666  0.6666666666666666  0.0000000000000000
  0.8333333333333333  0.8333333333333333  0.0000000000000000
  0.1666666666666667  0.0000000000000000  0.1666666666666667
  0.3333333333333333  0.1666666666666667  0.1666666666666667
  0.5000000000000000  0.3333333333333333  0.1666666666666667
  0.6666666666666666  0.5000000000000000  0.1666666666666667
  0.8333333333333333  0.6666666666666666  0.1666666666666667
  0.0000000000000000  0.8333333333333333  0.1666666666666667
```

(continues on next page)

(continued from previous page)

0.3333333333333333	0.0000000000000000	0.3333333333333333
0.5000000000000000	0.1666666666666667	0.3333333333333333
0.6666666666666666	0.3333333333333333	0.3333333333333333
0.8333333333333333	0.5000000000000000	0.3333333333333333
0.0000000000000000	0.6666666666666666	0.3333333333333333
0.1666666666666667	0.8333333333333333	0.3333333333333333
0.5000000000000000	0.0000000000000000	0.5000000000000000
0.6666666666666666	0.1666666666666667	0.5000000000000000
0.8333333333333333	0.3333333333333333	0.5000000000000000
0.0000000000000000	0.5000000000000000	0.5000000000000000
0.1666666666666667	0.6666666666666666	0.5000000000000000
0.3333333333333333	0.8333333333333333	0.5000000000000000
0.6666666666666666	0.0000000000000000	0.6666666666666666
0.8333333333333333	0.1666666666666667	0.6666666666666666
0.0000000000000000	0.3333333333333333	0.6666666666666666
0.1666666666666667	0.5000000000000000	0.6666666666666666
0.3333333333333333	0.6666666666666666	0.6666666666666666
0.5000000000000000	0.8333333333333333	0.6666666666666666
0.8333333333333333	0.0000000000000000	0.8333333333333333
0.0000000000000000	0.1666666666666667	0.8333333333333333
0.1666666666666667	0.3333333333333333	0.8333333333333333
0.3333333333333333	0.5000000000000000	0.8333333333333333
0.5000000000000000	0.6666666666666666	0.8333333333333333
0.6666666666666666	0.8333333333333333	0.8333333333333333
0.0000000000000000	0.1666666666666667	0.1666666666666667
0.1666666666666667	0.3333333333333333	0.1666666666666667
0.3333333333333333	0.5000000000000000	0.1666666666666667
0.5000000000000000	0.6666666666666666	0.1666666666666667
0.6666666666666666	0.8333333333333333	0.1666666666666667
0.8333333333333333	0.0000000000000000	0.1666666666666667
0.1666666666666667	0.1666666666666667	0.3333333333333333
0.3333333333333333	0.3333333333333333	0.3333333333333333
0.5000000000000000	0.5000000000000000	0.3333333333333333
0.6666666666666666	0.6666666666666666	0.3333333333333333
0.8333333333333333	0.8333333333333333	0.3333333333333333
0.0000000000000000	0.0000000000000000	0.3333333333333333
0.3333333333333333	0.1666666666666667	0.5000000000000000
0.5000000000000000	0.3333333333333333	0.5000000000000000
0.6666666666666666	0.5000000000000000	0.5000000000000000
0.8333333333333333	0.6666666666666666	0.5000000000000000
0.0000000000000000	0.8333333333333333	0.5000000000000000
0.1666666666666667	0.0000000000000000	0.5000000000000000
0.5000000000000000	0.1666666666666667	0.6666666666666666
0.6666666666666666	0.3333333333333333	0.6666666666666666
0.8333333333333333	0.5000000000000000	0.6666666666666666
0.0000000000000000	0.6666666666666666	0.6666666666666666
0.1666666666666667	0.8333333333333333	0.6666666666666666
0.3333333333333333	0.0000000000000000	0.6666666666666666
0.6666666666666666	0.1666666666666667	0.8333333333333333
0.8333333333333333	0.3333333333333333	0.8333333333333333
0.0000000000000000	0.5000000000000000	0.8333333333333333
0.1666666666666667	0.6666666666666666	0.8333333333333333
0.3333333333333333	0.8333333333333333	0.8333333333333333
0.5000000000000000	0.0000000000000000	0.8333333333333333
0.0000000000000000	0.3333333333333333	0.0000000000000000
0.1666666666666667	0.5000000000000000	0.0000000000000000

(continues on next page)

(continued from previous page)

```
0.3333333333333333 0.6666666666666666 0.0000000000000000
0.5000000000000000 0.8333333333333333 0.0000000000000000
0.6666666666666666 0.0000000000000000 0.0000000000000000
0.0000000000000000 0.3333333333333333 0.3333333333333333
0.1666666666666667 0.5000000000000000 0.3333333333333333
0.3333333333333333 0.6666666666666666 0.3333333333333333
0.5000000000000000 0.8333333333333333 0.3333333333333333
0.6666666666666666 0.0000000000000000 0.3333333333333333
0.8333333333333333 0.1666666666666667 0.3333333333333333
0.1666666666666667 0.3333333333333333 0.5000000000000000
0.3333333333333333 0.5000000000000000 0.5000000000000000
0.5000000000000000 0.6666666666666666 0.5000000000000000
0.6666666666666666 0.8333333333333333 0.5000000000000000
0.8333333333333333 0.0000000000000000 0.5000000000000000
0.0000000000000000 0.1666666666666667 0.5000000000000000
0.3333333333333333 0.3333333333333333 0.6666666666666666
0.5000000000000000 0.5000000000000000 0.6666666666666666
0.6666666666666666 0.6666666666666666 0.6666666666666666
0.8333333333333333 0.8333333333333333 0.6666666666666666
0.0000000000000000 0.0000000000000000 0.6666666666666666
0.1666666666666667 0.1666666666666667 0.6666666666666666
0.5000000000000000 0.3333333333333333 0.8333333333333333
0.6666666666666666 0.5000000000000000 0.8333333333333333
0.8333333333333333 0.6666666666666666 0.8333333333333333
0.0000000000000000 0.8333333333333333 0.8333333333333333
0.1666666666666667 0.0000000000000000 0.8333333333333333
0.3333333333333333 0.1666666666666667 0.8333333333333333
0.6666666666666666 0.3333333333333333 0.0000000000000000
0.8333333333333333 0.5000000000000000 0.0000000000000000
0.0000000000000000 0.6666666666666666 0.0000000000000000
0.1666666666666667 0.8333333333333333 0.0000000000000000
0.3333333333333333 0.0000000000000000 0.0000000000000000
0.5000000000000000 0.1666666666666667 0.0000000000000000
0.8333333333333333 0.3333333333333333 0.1666666666666667
0.0000000000000000 0.5000000000000000 0.1666666666666667
0.1666666666666667 0.6666666666666666 0.1666666666666667
0.3333333333333333 0.8333333333333333 0.1666666666666667
0.5000000000000000 0.0000000000000000 0.1666666666666667
0.6666666666666666 0.1666666666666667 0.1666666666666667
0.0000000000000000 0.0000000000000000 0.0000000000000000
```

[39]: tar.close()

2.6 Formatting of input data

Once the atomic-scale data from an appropriate total energy calculation is finished, the data needs to be input into formats that the appropriate diffusion calculator can understand. There are some common definitions between the two, but some differences as well.

In all cases, we work with the assumption that our states are thermally occupied, and our rates are Arrhenius. That means that the (relative) probability of any state can be written as

$$\rho = Z^{-1} \rho^0 \exp(-E/k_B T)$$

for the partition function Z , a site entropic term $\rho^0 = \exp(S/k_B)$, and energy E . The transition rate from state A to state B is given by

$$\lambda(A \rightarrow B) = \frac{\nu_{A-B}^T}{\rho_A^0} \exp(-(E_{A-B}^T - E_A)/k_B T)$$

where E_{A-B}^T is the energy of the transition state between A and B, and ν_{A-B}^T is the prefactor for the transition state.

If we assume harmonic transition state theory, then we can write the site entropic term ρ^0 as

$$\rho^0 = \frac{\prod \nu^{\text{perfect-supercell}}}{\prod \nu^{\text{defect-supercell}}}$$

where ν are the vibrational eigenvalues of the corresponding supercells, and the prefactor for the transition state is

$$\nu^T = \frac{\prod \nu^{\text{perfect-supercell}}}{\prod_{\nu^2 > 0} \nu^{\text{transition state}}}$$

where we take the product over the real vibrational frequencies in the transition state (there should be one imaginary mode). From a practical point of view, the perfect-supercell cancels out; we will often set ρ^0 to 1 for a single state (so that the other ρ^0 are relative probabilities), and then ν^T becomes more similar to the attempt frequency for the particular jumps. The definitions above map most simply onto a “hopping atom” approximation for the jump rates: the 3×3 force-constant matrix is computed for the atom that is moving in the transition, and its eigenvalues are used to determine the modes ν .

Note the units: ρ^0 is unitless, while ν^T has units of inverse time; this means that the inverse time unit in the computed transport coefficients will come from ν^T values. If they are entered in THz, that contributes 10^{12} s^{-1} .

Because we normalize our probabilities, our energies and transition state energies are relative to each other. In all of our calculations, we will multiply energies by $\beta = (k_B T)^{-1}$ to get a unitless values as inputs for our diffusion calculators. This means that the diffusers *do not have direct information about temperature*; explicit temperature factors that appear in the Onsager coefficients must be included by hand from the output transport coefficients. It also means that the calculators do not have a “unit” of energy; rather, $k_B T$ and the energies must be in the same units.

2.6.1 Face-centered cubic crystal, interstitial diffusion

We need to compute prefactors and energies for our interstitial diffuser. We can *also* include information about elastic dipoles (derivatives of energy with respect to strain) in order to compute derivatives of diffusivity with respect to strain (elastodiffusion).

```
[40]: help(FCCintdiffuser.diffusivity)
```

```
Help on method diffusivity in module onsager.OnsagerCalc:
```

```
diffusivity(pre, betaene, preT, betaeneT, CalcDeriv=False) method of onsager.OnsagerCalc.
```

```
↪ Interstitial instance
```

```
    Computes the diffusivity for our element given prefactors and energies/kB T.
```

```
    Also returns the negative derivative of diffusivity with respect to beta (used to compute the activation barrier tensor) if CalcDeriv = True
```

```
    The input list order corresponds to the sitelist and jumpnetwork
```

```
    :param pre: list of prefactors for unique sites
```

(continues on next page)

(continued from previous page)

```
:param betaene: list of site energies divided by kB T
:param preT: list of prefactors for transition states
:param betaeneT: list of transition state energies divided by kB T
:return D[3,3]: diffusivity as a 3x3 tensor
:return DE[3,3]: diffusivity times activation barrier (if CalcDeriv == True)
```

The ordering in the lists `pre`, `beteene`, `preT` and `betaeneT` corresponds to the `sitelist` and `jumpnetwork` lists. The tags can be used to determine the proper indices. The most straightforward way to store this in python is a dictionary, where the key is the tag, and the value is a list of `[prefactor, energy]`. The advantage of this is that it can be easily transformed to and from JSON for simple serialization.

To see a full list of all tags in the dictionary, the `tags` member of a `diffuser` gives a dictionary of all tags, ordered to match the structure of `sitelist` and `jumpnetwork`.

[41]: `FCCintdiffuser.tags`

```
[41]: {'states': [['i:+0.500,+0.500,+0.500'],
 ['i:+0.750,+0.750,+0.750', 'i:+0.250,+0.250,+0.250']],
 'transitions': [['i:+0.500,+0.500,+0.500^i:+0.250,+1.250,+0.250',
 'i:+0.250,+0.250,+0.250^i:+0.500,-0.500,+0.500',
 'i:+0.500,+0.500,+0.500^i:+0.750,-0.250,+0.750',
 'i:+0.750,+0.750,+0.750^i:+0.500,+1.500,+0.500',
 'i:+0.500,+0.500,+0.500^i:+1.250,+0.250,+0.250',
 'i:+0.250,+0.250,+0.250^i:-0.500,+0.500,+0.500',
 'i:+0.500,+0.500,+0.500^i:+0.250,+0.250,+0.250',
 'i:+0.250,+0.250,+0.250^i:+0.500,+0.500,+0.500',
 'i:+0.500,+0.500,+0.500^i:+0.250,+0.250,+1.250',
 'i:+0.250,+0.250,+0.250^i:+0.500,+0.500,-0.500',
 'i:+0.500,+0.500,+0.500^i:-0.250,+0.750,+0.750',
 'i:+0.750,+0.750,+0.750^i:+1.500,+0.500,+0.500',
 'i:+0.500,+0.500,+0.500^i:+0.750,+0.750,-0.250',
 'i:+0.750,+0.750,+0.750^i:+0.500,+0.500,+1.500',
 'i:+0.500,+0.500,+0.500^i:+0.750,+0.750,+0.750',
 'i:+0.750,+0.750,+0.750^i:+0.500,+0.500,+0.500'],
 ['i:+0.250,+0.250,+0.250^i:+0.750,+0.750,-0.250',
 'i:+0.750,+0.750,+0.750^i:+0.250,+0.250,+1.250',
 'i:+0.250,+0.250,+0.250^i:-0.250,+0.750,-0.250',
 'i:+0.750,+0.750,+0.750^i:+1.250,+0.250,+1.250',
 'i:+0.250,+0.250,+0.250^i:+0.750,-0.250,-0.250',
 'i:+0.750,+0.750,+0.750^i:+0.250,+1.250,+1.250',
 'i:+0.250,+0.250,+0.250^i:+0.750,-0.250,+0.750',
 'i:+0.750,+0.750,+0.750^i:+0.250,+1.250,+0.250',
 'i:+0.250,+0.250,+0.250^i:-0.250,+0.750,+0.750',
 'i:+0.750,+0.750,+0.750^i:+1.250,+0.250,+0.250',
 'i:+0.250,+0.250,+0.250^i:-0.250,-0.250,+0.750',
 'i:+0.750,+0.750,+0.750^i:+1.250,+1.250,+0.250']]]}
```

In this example, the energy of the octahedral site is 0, with a base prefactor of 1. The tetrahedral site has an energy of 0.5 (eV) above, with a higher relative vibrational degeneracy of 2. The transition state energy from octahedral to tetrahedral is 1.0 (eV) with a prefactor of 10 (THz); and the transition state energy from tetrahedral to tetrahedral is 2.0 (eV) with a prefactor of 50 (THz).

```
[42]: FCCintdata = {
 'i:+0.500,+0.500,+0.500': [1., 0.],
 'i:+0.750,+0.750,+0.750': [2., 0.5],
 'i:+0.500,+0.500,+0.500^i:+0.750,+0.750,-0.250': [10., 1.0],
```

(continues on next page)

(continued from previous page)

```
'i:+0.750,+0.750,+0.750^i:+1.250,+1.250,+0.250': [50., 2.0]
}
```

```
[43]: # Conversion from dictionary to lists for a given kBT
# We go through the tags in order, and find one in our data set.
kBT = 0.25 # eV; a rather high temperature
pre = [FCCintdata[t][0] for taglist in FCCintdiffuser.tags['states']
        for t in taglist if t in FCCintdata]
betaene = [FCCintdata[t][1]/kBT for taglist in FCCintdiffuser.tags['states']
            for t in taglist if t in FCCintdata]
preT = [FCCintdata[t][0] for taglist in FCCintdiffuser.tags['transitions']
        for t in taglist if t in FCCintdata]
betaeneT = [FCCintdata[t][1]/kBT for taglist in FCCintdiffuser.tags['transitions']
            for t in taglist if t in FCCintdata]
print(pre,betaene,preT,betaeneT,sep='\n')

[1.0, 2.0]
[0.0, 2.0]
[10.0, 50.0]
[4.0, 8.0]
```

```
[44]: DFCCint, dDFCCint = FCCintdiffuser.diffusivity(pre, betaene, preT, betaeneT, CalcDeriv=True)
print(DFCCint, dDFCCint, sep='\n')

[[ 6.48557013e-02  1.30104261e-18 -1.30104261e-18]
 [ 1.30104261e-18  6.48557013e-02  1.30104261e-18]
 [-1.30104261e-18  1.30104261e-18  6.48557013e-02]]
[[ 2.35630632e-01  3.46944695e-18 -3.46944695e-18]
 [ 3.46944695e-18  2.35630632e-01  3.46944695e-18]
 [-3.46944695e-18  3.46944695e-18  2.35630632e-01]]
```

The interpretation of this output will be described below.

2.6.2 Face-centered cubic crystal, vacancy mediated-diffusion

We will need to compute prefactors and energies for our vacancy, solute, and solute-vacancy complexes, and the transition states between them. The difference compared with the interstitial case is that complex prefactors and energies are *excess* quantities. That means for a complex, its ρ^0 is the product of ρ^0 for the solute state, the vacancy state, *and* the excess; the energy E is the sum of the energy of the solute state, the vacancy state, *and* the excess. **However** for the *transition states*, the prefactors and energies are “absolute”.

```
[45]: help(fivefreqdiffuser.Lij)

Help on method Lij in module onsager.OnsagerCalc:

Lij(bFV, bFS, bFSV, bFT0, bFT1, bFT2, large_om2=100000000.0) method of onsager.OnsagerCalc.
  ↪VacancyMediated instance
    Calculates the transport coefficients: L0vv, Lss, Lsv, L1vv from the scaled free energies.
    The Green function entries are calculated from the omega0 info. As this is the most
    time-consuming part of the calculation, we cache these values with a dictionary
    and hash function.

    :param bFV[NWyckoff]: beta*eneV - ln(preV) (relative to minimum value)
    :param bFS[NWyckoff]: beta*eneS - ln(preS) (relative to minimum value)
    :param bFSV[Nthermo]: beta*eneSV - ln(preSV) (excess)
```

(continues on next page)

(continued from previous page)

```

:param bFT0[Nomega0]: beta*eneT0 - ln(preT0) (relative to minimum value of bFV)
:param bFT1[Nomega1]: beta*eneT1 - ln(preT1) (relative to minimum value of bFV + bFS)
:param bFT2[Nomega2]: beta*eneT2 - ln(preT2) (relative to minimum value of bFV + bFS)
:param large_om2: threshold for changing treatment of omega2 contributions (default: 10^8)
:return Lvv[3, 3]: vacancy-vacancy; needs to be multiplied by cv/kBT
:return Lss[3, 3]: solute-solute; needs to be multiplied by cv*cs/kBT
:return Lsv[3, 3]: solute-vacancy; needs to be multiplied by cv*cs/kBT
:return Lvv1[3, 3]: vacancy-vacancy correction due to solute; needs to be multiplied by cv*cs/
↳ kBT
    
```

The vacancy-mediated diffuser expects combined $\beta F := (E - TS)/k_B T$, so that our probabilities and rates are proportional to $\exp(-\beta F)$. This is complicated to directly construct, so we have the intermediate function `preene2betafree()`, which is best used by feeding a *dictionary* of arrays:

[46]: `help(fivefreqdiffuser.preene2betafree)`

```

Help on function preene2betafree in module onsager.OnsagerCalc:

preene2betafree(kT, preV, eneV, preS, eneS, preSV, eneSV, preT0, eneT0, preT1, eneT1, preT2, eneT2,
↳ **ignoredextraarguments)
    Read in a series of prefactors (exp(S/k_B)) and energies, and return
    beta F for energies and transition state energies. Used to provide scaled values
    to Lij().
    Can specify all of the entries using a dictionary; e.g., ``preene2betafree(kT, **data_dict)``
    and then send that output as input to Lij: ``Lij(*preene2betafree(kT, **data_dict))``
    (we ignore extra arguments so that a dictionary including additional entries can be passed)

:param kT: temperature times Boltzmann's constant kB
:param preV: prefactor for vacancy formation (prod of inverse vibrational frequencies)
:param eneV: vacancy formation energy
:param preS: prefactor for solute formation (prod of inverse vibrational frequencies)
:param eneS: solute formation energy
:param preSV: excess prefactor for solute-vacancy binding
:param eneSV: solute-vacancy binding energy
:param preT0: prefactor for vacancy transition state
:param eneT0: energy for vacancy transition state (relative to eneV)
:param preT1: prefactor for vacancy swing transition state
:param eneT1: energy for vacancy swing transition state (relative to eneV + eneS + eneSV)
:param preT2: prefactor for vacancy exchange transition state
:param eneT2: energy for vacancy exchange transition state (relative to eneV + eneS + eneSV)
:return bFV: beta*eneV - ln(preV) (relative to minimum value)
:return bFS: beta*eneS - ln(preS) (relative to minimum value)
:return bFSV: beta*eneSV - ln(preSV) (excess)
:return bFT0: beta*eneT0 - ln(preT0) (relative to minimum value of bFV)
:return bFT1: beta*eneT1 - ln(preT1) (relative to minimum value of bFV + bFS)
:return bFT2: beta*eneT2 - ln(preT2) (relative to minimum value of bFV + bFS)
    
```

Even this is a bit complicated; so we use an additional function that maps the tags into the appropriate lists, `tags2preene()`:

[47]: `help(fivefreqdiffuser.tags2preene)`

```

Help on method tags2preene in module onsager.OnsagerCalc:

tags2preene(usertagdict, VERBOSE=False) method of onsager.OnsagerCalc.VacancyMediated instance
    
```

(continues on next page)

(continued from previous page)

Generates energies and prefactors based on a dictionary of tags.

```
:param usertagdict: dictionary where the keys are tags, and the values are tuples: (pre, ene)
:param VERBOSE: (optional) if True, also return a dictionary of missing tags, duplicate tags,
and bad tags
:return thermdict: dictionary of ene's and pre's corresponding to usertagdict
:return missingdict: dictionary with keys corresponding to tag types, and the values are
lists of lists of symmetry equivalent tags that are missing
:return duplicatelist: list of lists of tags in usertagdict that are (symmetry) duplicates
:return badtaglist: list of all tags in usertagdict that aren't found in our dictionary
```

In this example, we have a vacancy-solute binding energy of -0.25 (eV), a vacancy jump barrier of 1.0 (eV) with a prefactor of 10 (THz), an “omega-1” activation barrier of 0.75 (eV) which is a transition state energy of $0.75-0.25 = 0.5$, an omega-2 activation barrier of 0.5 (eV) which is a transition state energy of $0.5-0.25 = 0.25$, and all of the “omega-3/-4” escape jumps with a transition state energy of $1-0.25/2 = 0.875$ (eV).

```
[48]: fivefreqdata = {
    'v:+0.000,+0.000,+0.000': [1., 0.],
    's:+0.000,+0.000,+0.000': [1., 0.],
    's:+0.000,+0.000,+0.000-v:+0.000,-1.000,+0.000': [1., -0.25],
    'omega0:v:+0.000,+0.000,+0.000^v:+0.000,+1.000,+0.000': [10., 1.],
    'omega1:s:+0.000,+0.000,+0.000-v:+1.000,+0.000,-1.000^v:+1.000,+1.000,-1.000': [10., 0.5],
    'omega1:s:+0.000,+0.000,+0.000-v:+1.000,-1.000,+0.000^v:+1.000,+0.000,+0.000': [20., 0.875],
    'omega1:s:+0.000,+0.000,+0.000-v:-1.000,+1.000,+0.000^v:-1.000,+2.000,+0.000': [20., 0.875],
    'omega1:s:+0.000,+0.000,+0.000-v:+0.000,+1.000,+0.000^v:+0.000,+2.000,+0.000': [20., 0.875],
    'omega2:s:+0.000,+0.000,+0.000-v:+0.000,-1.000,+0.000^s:+0.000,+0.000,+0.000-v:+0.000,+1.000,
    +0.000':
    [10., 0.25]
}
```

```
[49]: # Conversion from dictionary to lists for a given kBT
# note that we can nest the mapping functions.
kBT = 0.25 # eV; a rather high temperature
fivefreqpreene = fivefreqdiffuser.tags2preene(fivefreqdata)
fivefreqbetaF = fivefreqdiffuser.preene2betafree(kBT, **fivefreqpreene)
L0vv, Lss, Lsv, Llvv = fivefreqdiffuser.Lij(*fivefreqbetaF)
print(L0vv, Lss, Lsv, Llvv, sep='\n')
```

```
[[ 0.18315639 -0.          -0.          ]
 [-0.          0.18315639 -0.          ]
 [-0.          -0.          0.18315639]]
[[ 1.34561077  0.          0.          ]
 [ 0.          1.34561077  0.          ]
 [ 0.          0.          1.34561077]]
[[-0.40965028  0.          0.          ]
 [ 0.          -0.40965028  0.          ]
 [ 0.          0.          -0.40965028]]
[[ 6.24182702  0.          0.          ]
 [ 0.          6.24182702  0.          ]
 [ 0.          0.          6.24182702]]
```

The interpretation of this output will be described below.

2.7 Interpretation of output

The final step is to take the output from the diffuser calculator, and convert this into physical quantities: solute diffusivity, elastodiffusivity, Onsager coefficients, drag ratios, and so on.

There are two underlying definitions that we use to define our transport coefficients:

$$\mathbf{j} = -\underline{D}\nabla c$$

defines the *solute diffusivity* as the tensorial transport coefficient that relates defect concentration gradients to defect fluxes, and

$$\begin{aligned}\mathbf{j}^s &= -\underline{L}^{ss}\nabla\mu^s - \underline{L}^{sv}\nabla\mu^v \\ \mathbf{j}^v &= -\underline{L}^{vv}\nabla\mu^v - \underline{L}^{sv}\nabla\mu^s\end{aligned}$$

defines the *Onsager coefficients* as the tensorial transport coefficients that relate solute and vacancy chemical potential gradients to solute and vacancy fluxes. We use these equation to also define the *units* of our transport coefficients. Fluxes are in units of (number)/area/time, so with concentration in (number)/volume, diffusivity has units of area/time. If the chemical potential is written in units of energy, the Onsager coefficients have units of (number)/length/energy/time. If the chemical potentials will instead have units of energy/volume, then the corresponding Onsager coefficients have units of area/energy/time.

Below are more specific details about the different calculators and the output available.

2.7.1 Interstitial diffusivity

The interstitial diffuser outputs a diffusivity tensor that has the units of squared length based on the lengths in the corresponding Crystal, and inverse time units corresponding to the rates that are given as input: the ratio of transition state prefactors to configuration prefactors. In a crystalline system, it is typical to specify the lattice vectors in either nm (10^{-9} m) or Å (10^{-10} m), and the prefactors of rates are often THz (10^{12} s), while diffusivity is often reported in either m^2/s or cm^2/s . The conversion factors are

$$1 \text{ nm}^2 \cdot \text{THz} = 10^{-6} \text{ m}^2/\text{s} = 10^{-2} \text{ cm}^2/\text{s}$$

$$1 \text{ Å}^2 \cdot \text{THz} = 10^{-8} \text{ m}^2/\text{s} = 10^{-4} \text{ cm}^2/\text{s}$$

It is worth noting that this model of diffusion assumes that the “interstitial” form of the defect is its ground state configuration (or at least *one* of the configurations used in the derivation of the diffusivity is a ground state configuration). This is generally the case for the diffusion of a vacancy, or light interstitial elements; however, there are materials where a solute has a lower energy as a substitutional defect, but can occupy an interstitial site and diffuse from there. This requires knowledge of the *relative occupancy* of the two states. Using Kroger-Vink notation, let $[B]$ be the total solute concentration, and $[B_A]$ and $[B_i]$ the substitutional and interstitial concentrations, then

$$D_B = \{[B_i]D_{\text{int}} + [B_A]D_{\text{sub}}\} / [B]$$

for interstitial diffusivity D_{int} and substitutional diffusivity D_{sub} . The relative occupancies may be determined by *global thermal equilibrium* or *local thermal equilibrium*. The latter is more complex, and relies on knowledge of local defect processes and conditions, and is not discussed further here. For global thermal equilibrium, if we know the energy of the ground state substitutional defect E_{sub} and the lowest energy configuration used by the diffuser E_{int} , then

$$[B_i]/[B] = (1 + \exp((E_{\text{int}} - E_{\text{sub}})/k_B T))^{-1} \approx \exp(-(E_{\text{int}} - E_{\text{sub}})/k_B T)$$

and

$$[B_A]/[B] = (1 + \exp(-(E_{\text{int}} - E_{\text{sub}})/k_B T))^{-1} \approx 1$$

where the approximations are valid when $E_{\text{int}} - E_{\text{sub}} \gg k_B T$.

2.7.2 Derivatives of diffusivity: activation barrier tensor

At any given temperature, the temperature dependence of the diffusivity can be taken as an Arrhenius form,

$$\underline{D} = \underline{D}_0 \exp(-\beta \underline{E}^{\text{act}})$$

for inverse temperature $\beta = (k_B T)^{-1}$, and the activation barrier, $\underline{E}^{\text{act}}$ can also display anisotropy. Note that in this expression, the exponential is taken on a per-component basis, not as a true tensor exponential. We can compute \underline{Q} by taking the per-component logarithmic derivative with respect to inverse temperature,

$$\underline{E}^{\text{act}} = -\underline{D}^{-1/2} \frac{d\underline{D}}{d\beta} \underline{D}^{-1/2}$$

The `diffusivity()` function with `CalcDeriv=True` returns a second tensorial quantity, `dD` which when multiplied by $k_B T$, gives $d\underline{D}/d\beta$. Hence, to compute the activation barrier tensor, we evaluate:

```
[50]: print(np.dot(np.linalg.inv(DFCCint), kBT*dDFCCint))
[[ 9.08288044e-01 -4.84706356e-18  4.84706356e-18]
 [ -4.84706356e-18  9.08288044e-01 -4.84706356e-18]
 [  4.84706356e-18 -4.84706356e-18  9.08288044e-01]]
```

In this case, as the matrices are isotropic, we can use \underline{D}^{-1} rather than $\underline{D}^{-1/2}$ which must be computed via diagonalization.

This tensor has the same energy units as the variable `kBT`.

Given the barriers for diffusion, one might have expected that $\underline{E}^{\text{act}}$ would be 1, as that is the transition state energy to go from octahedral to tetrahedral. However, the activation barrier is approximately the rate-limiting transition state energy minus the *average configuration energy*. Since we've chosen a large temperature, the tetrahedral sites have non-negligible occupation, which raises the average energy. As the temperature decreases, the activation energy will approach 1.

2.7.3 Derivatives of diffusivity: elastodiffusion and activation volume tensor

The derivative with respect to strain is the fourth-rank *elastodiffusivity* tensor \underline{d} , where

$$d_{abcd} = \frac{dD_{ab}}{d\varepsilon_{cd}}$$

This is returned by the `elastodiffusion` function, which requires the elastic dipole tensors be included in the function call as well. The elastic dipoles have the same units of energies, and so are input as $\beta \underline{P}$, which is unitless. The returned tensor has the same units as the diffusivity.

The *activation volume* tensor (logarithmic derivative of diffusivity with respect to stress) can be computed from the elastodiffusivity tensor if the compliance tensor \underline{S} is known; then,

$$V_{abcd}^{\text{act}} = k_B T \sum_{ijkl=1}^3 (\underline{D}^{-1/2})_{ai} d_{ijkl} (\underline{D}^{-1/2})_{bj} S_{klcd}$$

The units of this quantity are given by the units of $k_B T$ (energy) multiplied by the units of \underline{S} (inverse pressure). Typically, $k_B T$ will be known in eV and \underline{S} in GPa^{-1} , so the conversion factor

$$1 \text{ eV} \cdot \text{GPa}^{-1} = 1.6022 \times 10^{-19} \text{ J} \cdot 10^{-9} \text{ m}^3/\text{J} = 0.16022 \text{ nm}^3 = 160.22 \text{ \AA}^3$$

can be useful.

2.7.4 Vacancy-mediated diffusivity

The interstitial diffuser outputs a diffusivity tensor that has the units of squared length based on the lengths in the corresponding Crystal, and inverse time units corresponding to the rates that are given as input: the ratio of transition state prefactors to configuration prefactors. In a crystalline system, it is typical to specify the lattice vectors in either nm (10^{-9} m) or Å (10^{-10} m), and the prefactors of rates are often THz (10^{12} s). The quantities `L0vv`, `Lss`, `Lsv`, and `L1vv` output by the `Li j` function all have the units of area/time, so the conversion factors below are often useful:

$$1 \text{ nm}^2 \cdot \text{THz} = 10^{-6} \text{ m}^2/\text{s} = 10^{-2} \text{ cm}^2/\text{s}$$

$$1 \text{ Å}^2 \cdot \text{THz} = 10^{-8} \text{ m}^2/\text{s} = 10^{-4} \text{ cm}^2/\text{s}$$

To convert the four quantities into \underline{L}^{vv} , \underline{L}^{ss} , and \underline{L}^{sv} , some additional information is required.

First, in the dilute limit, \underline{L}^{ss} and \underline{L}^{sv} are proportional to $(k_B T)^{-1} c^v c^s$; none of these quantities are known to the diffuser, and the two concentrations are essentially independent variables that must be supplied. The concentrations in these cases are *fractional concentrations*, not per volume. Finally, if the Onsager coefficients are for chemical potential specified as energies (not energies per volume), the quantities need to be *divided by the volume per atom*, and the final quantity has the appropriate units. Hence,

- $\underline{L}^{ss} = \text{Lss} * (\text{solute concentration}) * (\text{vacancy concentration}) / (\text{volume}) / k_B T$
- $\underline{L}^{sv} = \text{Lsv} * (\text{solute concentration}) * (\text{vacancy concentration}) / (\text{volume}) / k_B T$

where the concentration quantities are *fractional*.

The vacancy \underline{L}^{vv} is more complicated, as it has a leading order term that is independent of solute, and a first order correction that is linear in the solute concentration. Hence,

- $\underline{L}^{vv} = (\text{L0vv} + \text{L1vv} * (\text{solute concentration})) * (\text{vacancy concentration}) / (\text{volume}) / k_B T$

2.7.5 Drag ratio

The *drag ratio* is the unitless (tensorial) quantity $\underline{L}^{sv}(\underline{L}^{ss})^{-1}$. Because of the identical prefactors in front of both terms in the dilute limit, this is given by

```
[51]: print(np.dot(Lsv, np.linalg.inv(Lss)))
[[-0.30443445  0.          0.          ]
 [ 0.          -0.30443445  0.          ]
 [ 0.          0.          -0.30443445]]
```

The vacancy wind factor $G = \underline{L}^{As}(\underline{L}^{ss})^{-1}$ is related to the drag ratio by simple transformations.

2.7.6 Solute diffusivity in the dilute limit

The solute diffusivity can also be computed for the dilute limit as well. The general relation between \underline{D}^s and the Onsager transport coefficients is

$$\underline{D}^s = k_B T \Omega \left\{ (c^s)^{-1} \underline{L}^{ss} - (1 - c^s - c^v)^{-1} \underline{L}^{As} \right\} \left(1 + \frac{d \ln \gamma^s}{d \ln c^s} \right)$$

where Ω is the volume per atom and γ^s is the solute activity:

$$\mu^s = \mu_0^s + k_B T \ln(\gamma^s c^s / c_0^s)$$

In the dilute limit, $\gamma^s \rightarrow 1$, and thus

$$\underline{D}^s = k_B T \Omega (c^s)^{-1} \underline{L}^{ss}$$

Conveniently, this cancels most of the “missing” prefactors we put in to compute the Onsager coefficient; hence,

- $\underline{D}^s = L^{ss} * (\text{vacancy concentration})$

where the concentration quantities are *fractional*. In the case of *global thermal equilibrium*, the vacancy concentration is the equilibrium concentration $\exp(-(E_{\text{form}}^v - TS_{\text{form}}^v)/k_B T)$.

A similar argument holds for the vacancy diffusivity in the dilute limit

- $\underline{D}^v = L^{vv} + (\text{solute concentration}) * L^{1v}$

The off-diagonal diffusivity terms are more complex as (1) they are non-symmetric ($\underline{D}^{sv} \neq \underline{D}^{vs}$), and (2) the vacancy-dependency of the solute activity and the solute-dependence of the vacancy activity needs to be known to properly include thermodynamic factors.

EXAMPLE NOTEBOOKS

Below are several jupyter notebooks with example input and output from onsager.

3.1 Fe-C diffusion and elastodiffusivity

Taking data from R.G.A. Veiga, M. Perez, C. Becquart, E. Clouet and C. Domain, Acta mater. **59** (2011) p. 6963 doi:10.1016/j.actamat.2011.07.048

Fe in the body-centered cubic phase, $a_0 = 0.28553$ nm; C sit at octahedral sites, where the transition states between octahedral sites are represented by tetrahedral sites. The data is obtained from an EAM potential, where $C_{11} = 243$ GPa, $C_{12} = 145$ GPa, and $C_{44} = 116$ GPa. The tetrahedral transition state is 0.816 eV above the octahedral site, and the attempt frequency is taken as 10 THz (10^{13} Hz).

The dipole tensors can be separated into *parallel* and *perpendicular* components; the parallel direction points towards the closest Fe atoms for the C, while the perpendicular components lie in the interstitial plane. For the octahedral, the parallel component is 8.03 eV, and the perpendicular is 3.40 eV; for the tetrahedral transition state, the parallel component is 4.87 eV, and the perpendicular is 6.66 eV.

```
[1]: import sys
      sys.path.extend(['../'])
      import numpy as np
      import matplotlib.pyplot as plt
      plt.style.use('seaborn-whitegrid')
      %matplotlib inline
      import onsager.crystal as crystal
      import onsager.OnsagerCalc as onsager
      from scipy.constants import physical_constants
      kB = physical_constants['Boltzmann constant in eV/K'][0]
```

Create BCC lattice (lattice constant in nm).

```
[2]: a0 = 0.28553
      Fe = crystal.Crystal.BCC(a0, "Fe")
      print(Fe)

#Lattice:
a1 = [-0.142765  0.142765  0.142765]
a2 = [ 0.142765 -0.142765  0.142765]
a3 = [ 0.142765  0.142765 -0.142765]
#Basis:
(Fe) 0.0 = [ 0.  0.  0.]
```

Elastic constants converted from GPa (10^9 J/m³) to eV/(atomic volume).

```
[3]: stressconv = 1e9*1e-27*Fe.volume/physical_constants['electron volt'][0]
    c11, c12, c44 = 243*stressconv, 145*stressconv, 116*stressconv
    s11, s12, s44 = (c11+c12)/((c11-c12)*(c11+2*c12)), -c12/((c11-c12)*(c11+2*c12)), 1/c44
    print('S11 = {:.4f} S12 = {:.4f} S44 = {:.4f}'.format(s11, s12, s44))
    stensor = np.zeros((3,3,3,3))
    for a in range(3):
        for b in range(3):
            for c in range(3):
                for d in range(3):
                    if a==b and b==c and c==d: stensor[a,b,c,d] = s11
                    elif a==b and c==d: stensor[a,b,c,d] = s12
                    elif (a==d and b==c) or (a==c and b==d): stensor[a,b,c,d] = s44/4

    S11 = 0.1023 S12 = -0.0382 S44 = 0.1187
```

Add carbon interstitial sites at octahedral sites in the lattice. This code (1) gets the set of symmetric Wyckoff positions corresponding to the single site $[00\frac{1}{2}]$ (first translated into unit cell coordinates), and then adds that new basis to our Fe crystal to generate a *new* crystal structure, that we name “FeC”.

```
[4]: uoct = np.dot(Fe.invlatt, np.array([0, 0, 0.5*a0]))
    FeC = Fe.addbasis(Fe.Wyckoffpos(uoct), ["C"])
    print(FeC)

#Lattice:
a1 = [-0.142765  0.142765  0.142765]
a2 = [ 0.142765 -0.142765  0.142765]
a3 = [ 0.142765  0.142765 -0.142765]
#Basis:
(Fe) 0.0 = [ 0.  0.  0.]
(C) 1.0 = [ 0.5  0.  0.5]
(C) 1.1 = [ 0.5  0.5  0. ]
(C) 1.2 = [ 0.  0.5  0.5]
```

Next, we construct a *diffuser* based on our interstitial. We need to create a *sitelist* (which will be the Wyckoff positions) and a *jumpnetwork* for the transitions between the sites. There are tags that correspond to the unique states and transitions in the diffuser.

```
[5]: chem = 1 # 1 is the index corresponding to our C atom in the crystal
    sitelist = FeC.sitelist(chem)
    jumpnetwork = FeC.jumpnetwork(chem, 0.6*a0) # 0.6*a0 is the cutoff distance for finding jumps
    FeCdiffuser = onsager.Interstitial(FeC, chem, sitelist, jumpnetwork)
    print(FeCdiffuser)

Diffuser for atom 1 (C)
#Lattice:
a1 = [-0.142765  0.142765  0.142765]
a2 = [ 0.142765 -0.142765  0.142765]
a3 = [ 0.142765  0.142765 -0.142765]
#Basis:
(Fe) 0.0 = [ 0.  0.  0.]
(C) 1.0 = [ 0.5  0.  0.5]
(C) 1.1 = [ 0.5  0.5  0. ]
(C) 1.2 = [ 0.  0.5  0.5]
states:
i:+0.500,+0.000,+0.500
transitions:
i:+0.500,+0.000,+0.500^i:+0.000,-0.500,+0.500
```

Next, we assemble our data: the energies, prefactors, and dipoles for the C atom in Fe, matched to the *representative* states: these are the first states in the lists, which are also identified by the tags above.

A note about units: If ν_0 is in THz, and a_0 is in nm, then $a_0^2\nu_0 = 10^{-2} \text{ cm}^2/\text{s}$. Thus, we multiply by $D_{\text{conv}} = 10^{-2}$ so that our diffusivity is output in cm^2/s .

```
[6]: Dconv = 1e-2
vu0 = 10*Dconv
Etrans = 0.816
dipoledict = {'Poctpara': 8.03, 'Poctperp': 3.40,
              'Ptetpara': 4.87, 'Ptetperp': 6.66}
FeCthermodict = {'pre': np.ones(len(sitelist)), 'ene': np.zeros(len(sitelist)),
                 'preT': vu0*np.ones(len(jumpnetwork)),
                 'eneT': Etrans*np.ones(len(jumpnetwork))}
# now to construct the site and transition dipole tensors; we use a "direction"--either
# the site position or the jump direction--to determine the parallel and perpendicular
# directions.
for dipname, Pname, direction in zip(('dipole', 'dipoleT'), ('Poct', 'Ptet'),
                                     (np.dot(FeC.lattice, FeC.basis[chem][sitelist[0][0]]),
                                      jumpnetwork[0][0][1])):
    # identify the non-zero index in our direction:
    paraindex = [n for n in range(3) if not np.isclose(direction[n], 0)][0]
    Ppara, Pperp = dipoledict[Pname + 'para'], dipoledict[Pname + 'perp']
    FeCthermodict[dipname] = np.diag([Ppara if i==paraindex else Pperp
                                      for i in range(3)])

for k,v in FeCthermodict.items():
    print('{}: {}'.format(k, v))

dipole: [[ 3.4  0.  0. ]
 [ 0.  8.03  0. ]
 [ 0.  0.  3.4 ]]
pre: [ 1.]
dipoleT: [[ 6.66  0.  0. ]
 [ 0.  6.66  0. ]
 [ 0.  0.  4.87]]
ene: [ 0.]
preT: [ 0.1]
eneT: [ 0.816]
```

We look at the diffusivity D , the elastodiffusivity d , and the activation volume tensor V over a range of temperatures from 300K to 1200K.

First, we calculate all of the pieces, including the diffusivity prefactor and activation barrier. As we only *have* one barrier, we compute the barrier at $k_B T = 1$.

```
[7]: Trange = np.linspace(300, 1200, 91)
Tlabels = Trange[0::30]
Dlist, dDlist, Vlist = [], [], []
for T in Trange:
    beta = 1./(kB*T)
    D, dD = FeCdiffuser.elastodiffusion(FeCthermodict['pre'],
                                       beta*FeCthermodict['ene'],
                                       [beta*FeCthermodict['dipole']],
                                       FeCthermodict['preT'],
                                       beta*FeCthermodict['eneT'],
                                       [beta*FeCthermodict['dipoleT']])

    Dlist.append(D[0,0])
    dDlist.append([dD[0,0,0,0], dD[0,0,1,1], dD[0,1,0,1]])
    Vtensor = (kB*T/(D[0,0]))*np.tensordot(dD, stensor, axes=((2,3),(0,1)))
```

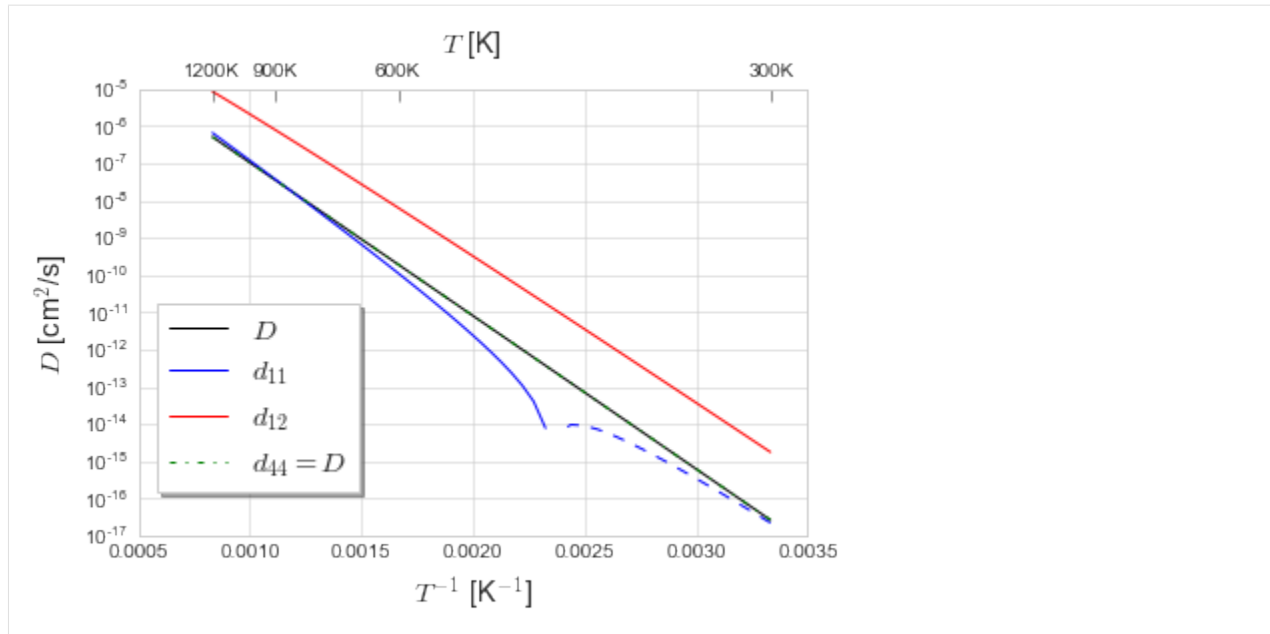
(continues on next page)

(continued from previous page)

```
Vlist.append([np.trace(np.trace(Vtensor))/3,
              Vtensor[0,0,0,0], Vtensor[0,0,1,1], Vtensor[0,1,0,1]])
D0 = FeCdiffuser.diffusivity(FeCthermodict['pre'],
                             np.zeros_like(FeCthermodict['ene']),
                             FeCthermodict['preT'],
                             np.zeros_like(FeCthermodict['eneT']))
D, dbeta = FeCdiffuser.diffusivity(FeCthermodict['pre'],
                                   FeCthermodict['ene'],
                                   FeCthermodict['preT'],
                                   FeCthermodict['eneT'],
                                   CalcDeriv=True)
print('D0: {:.4e} cm^2/s\nEact: {:.3f} eV'.format(D0[0,0], dbeta[0,0]/D[0,0]))
```

```
D0: 1.3588e-03 cm^2/s
Eact: 0.816 eV
```

```
[8]: D, dD = np.array(Dlist), np.array(dDlist)
d11_T = np.vstack((Trange, dD[:,0])).T
d11pos = np.array([(T,d) for T,d in d11_T if d>=0])
d11neg = np.array([(T,d) for T,d in d11_T if d<0])
fig, ax1 = plt.subplots()
ax1.plot(1./Trange, D, 'k', label='$D$')
# ax1.plot(1./Trange, dD[:,0], 'b', label='$d_{11}$')
ax1.plot(1./d11pos[:,0], d11pos[:,1], 'b', label='$d_{11}$')
ax1.plot(1./d11neg[:,0], -d11neg[:,1], 'b--')
ax1.plot(1./Trange, dD[:,1], 'r', label='$d_{12}$')
ax1.plot(1./Trange, dD[:,2], 'g-', label='$d_{44} = D$')
ax1.set_yscale('log')
ax1.set_ylabel('$D$ [cm$^2$/s]', fontsize='x-large')
ax1.set_xlabel('$T^{-1}$ [K$^{-1}$]', fontsize='x-large')
ax1.legend(bbox_to_anchor=(0.15,0.15,0.2,0.4), ncol=1,
          shadow=True, frameon=True, fontsize='x-large')
ax2 = ax1.twinx()
ax2.set_xlim(ax1.get_xlim())
ax2.set_xticks([1./t for t in Tlabels])
ax2.set_xticklabels(["{:.0f}K".format(t) for t in Tlabels])
ax2.set_xlabel('$T$ [K]', fontsize='x-large')
ax2.grid(False)
ax2.tick_params(axis='x', top='on', direction='in', length=6)
plt.show()
# plt.savefig('Fe-C-diffusivity.pdf', transparent=True, format='pdf')
```

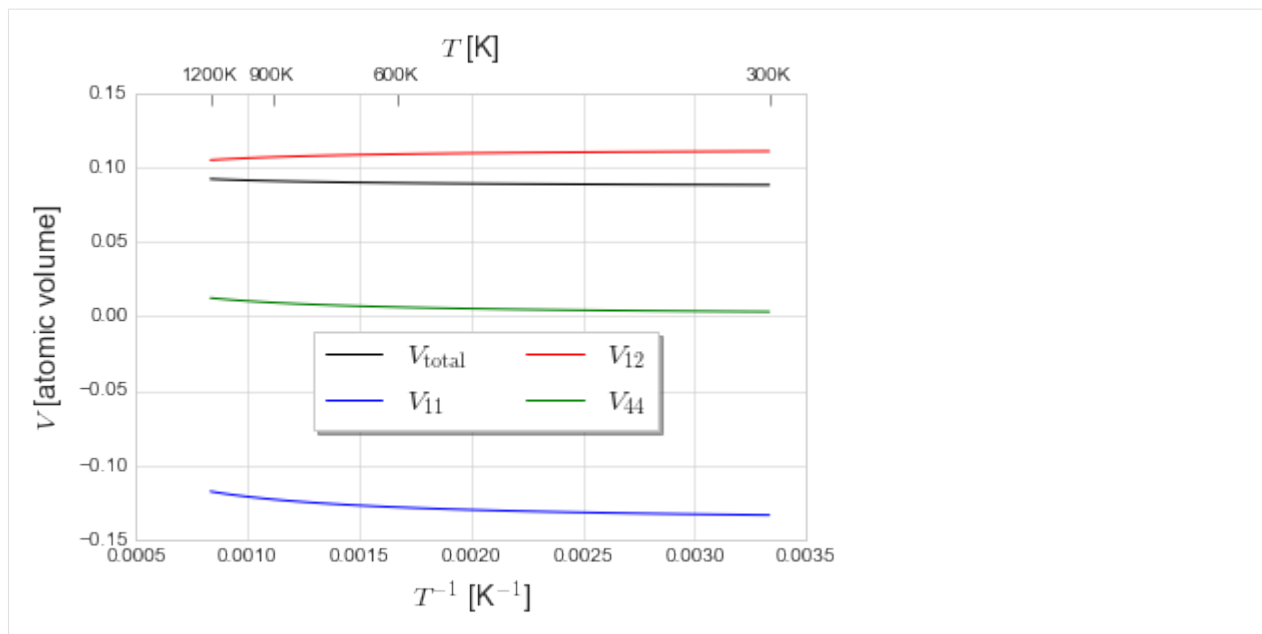



```
[9]: d11pos[0,0], d11neg[-1,0]
```

```
[9]: (430.0, 420.0)
```

Activation volume. We plot the isotropic value (change in diffusivity with respect to pressure), but also the V_{xxx} , V_{xyy} , and V_{xyx} terms. Interestingly, the V_{xxx} term is negative—which indicates that diffusivity along the [100] direction *increases* with compressive stress in the [100] direction.

```
[10]: V = np.array(Vlist)
fig, ax1 = plt.subplots()
ax1.plot(1./Trange, V[:,0], 'k', label='$V_{\\rm{total}}$')
ax1.plot(1./Trange, V[:,1], 'b', label='$V_{11}$')
ax1.plot(1./Trange, V[:,2], 'r', label='$V_{12}$')
ax1.plot(1./Trange, 2*V[:,3], 'g', label='$V_{44}$')
ax1.set_yscale('linear')
ax1.set_ylabel('$V$ [atomic volume]', fontsize='x-large')
ax1.set_xlabel('$T^{-1}$ [K$^{-1}$]', fontsize='x-large')
ax1.legend(bbox_to_anchor=(0.3,0.3,0.5,0.2), ncol=2,
          shadow=True, frameon=True, fontsize='x-large')
ax2 = ax1.twinx()
ax2.set_xlim(ax1.get_xlim())
ax2.set_xticks([1./t for t in Tlabels])
ax2.set_xticklabels(["{:0f}K".format(t) for t in Tlabels])
ax2.set_xlabel('$T$ [K]', fontsize='x-large')
ax2.grid(False)
ax2.tick_params(axis='x', top='on', direction='in', length=6)
plt.show()
# plt.savefig('Fe-C-activation-volume.pdf', transparent=True, format='pdf')
```



```
[11]: print('Total volume: {v[0]:.4f}, {V[0]:.4f}A^3\nV_xxxx: {v[1]:.4f}, {V[1]:.4f}A^3\nV_xxyy: {v[2]:.4f}, {V[2]:.4f}A^3\nV_xyxy: {v[3]:.4f}, {V[3]:.4f}A^3'.format(v=v[-1:], V=V[-1,:]*1e3*Fe.
↪volume))
```

```
Total volume: 0.0921, 1.0722A^3
V_xxxx: -0.1175, -1.3681A^3
V_xxyy: 0.1048, 1.2202A^3
V_xyxy: 0.0061, 0.0714A^3
```

```
[12]: Vsph = 0.2*(3*V[-1,1] + 2*V[-1,2] + 4*V[-1,3]) # (3V11 + 2V12 + 2V44)/5
print('Spherical average uniaxial activation volume: {:.4f} {:.4f}A^3'.format(Vsph, Vsph*1e3*Fe.
↪volume))
```

```
Spherical average uniaxial activation volume: -0.0237 -0.2757A^3
```

3.2 Convergence of Green function calculation

We check the convergence with N_{kpt} for the calculation of the vacancy Green function for FCC and HCP structures. In particular, we will look at:

1. The $R = 0$ value,
2. The largest R value in the calculation of a first neighbor thermodynamic interaction range,
3. The difference of the Green function value for (1) and (2),

with increasing k-point density.

```
[1]: import sys
sys.path.extend(['../'])
import numpy as np
import matplotlib.pyplot as plt
plt.style.use('seaborn-whitegrid')
%matplotlib inline
```

(continues on next page)

(continued from previous page)

```
import onsager.crystal as crystal
import onsager.GFcalc as GFcalc
```

Create an FCC and HCP lattice.

```
[2]: a0 = 1.
FCC, HCP = crystal.Crystal.FCC(a0, "fcc"), crystal.Crystal.HCP(a0, chemistry="hcp")
print(FCC)
print(HCP)

#Lattice:
a1 = [ 0.   0.5  0.5]
a2 = [ 0.5  0.   0.5]
a3 = [ 0.5  0.5  0. ]
#Basis:
(fcc) 0.0 = [ 0.   0.   0.]
#Lattice:
a1 = [ 0.5      -0.8660254  0.      ]
a2 = [ 0.5      0.8660254  0.      ]
a3 = [ 0.        0.        1.63299316]
#Basis:
(hcp) 0.0 = [ 0.33333333  0.66666667  0.25      ]
(hcp) 0.1 = [ 0.66666667  0.33333333  0.75      ]
```

We will put together our vectors for consideration:

- Maximum \mathbf{R} for FCC = (400), or $\mathbf{x} = 2\hat{j} + 2\hat{k}$.
- Maximum \mathbf{R} for HCP = (440), or $\mathbf{x} = 4\hat{i}$, and (222), or $\mathbf{x} = 2\hat{i} + 2\sqrt{8/3}\hat{k}$.

and our sitelists and jumpnetworks.

```
[3]: FCCR = np.array([0,2.,2.])
HCPR1, HCPR2 = np.array([4.,0.,0.]), np.array([2.,0.,2*np.sqrt(8/3)])

[4]: FCCsite, FCCjn = FCC.sitelist(0), FCC.jumpnetwork(0, 0.75)
HCPsite, HCPjn = HCP.sitelist(0), HCP.jumpnetwork(0, 1.01)
```

We use N_{\max} parameter, which controls the automated generation of k-points to iterate through successively denser k-point meshes.

```
[5]: FCCdata = {pmaxerror:[] for pmaxerror in range(-16,0)}
print('kpt\tNkpt\tG(0)\tG(R)\tG diff')
for Nmax in range(1,13):
    GFFCC = GFcalc.GFCrystalcalc(FCC, 0, FCCsite, FCCjn, Nmax=Nmax)
    Nreduce, Nkpt, kpt = GFFCC.Nkpt, np.prod(GFFCC.kptgrid), GFFCC.kptgrid
    for pmax in sorted(FCCdata.keys(), reverse=True):
        GFFCC.SetRates(np.ones(1), np.zeros(1), np.ones(1)/12, np.zeros(1), 10**(pmax))
        g0, gR = GFFCC(0,0,np.zeros(3)), GFFCC(0,0,FCCR)
        FCCdata[pmax].append((Nkpt, g0, gR))
    Nkpt, g0, gR = FCCdata[-8][-1] # print the 10^-8 values
    print("{k[0]}x{k[1]}x{k[2]}\t".format(k=kpt) +
          "{:5d} ({})\t{:12f}\t{:12f}\t{:12f}".format(Nkpt, Nreduce,
                                                    g0, gR, g0-gR))

kpt      Nkpt      G(0)      G(R)      G diff
6x6x6      216 (16)      -1.344901582401 -0.119888361621 -1.225013220779
10x10x10    1000 (48)      -1.344674624975 -0.084566077531 -1.260108547444
```

(continues on next page)

(continued from previous page)

14x14x14	2744 (106)	-1.344663672542	-0.084541308263	-1.260122364278
18x18x18	5832 (200)	-1.344661890661	-0.084539383601	-1.260122507060
22x22x22	10648 (337)	-1.344661442418	-0.084538941204	-1.260122501213
26x26x26	17576 (528)	-1.344661295591	-0.084538798573	-1.260122497018
30x30x30	27000 (778)	-1.344661238153	-0.084538742761	-1.260122495392
34x34x34	39304 (1095)	-1.344661212587	-0.084538717850	-1.260122494737
38x38x38	54872 (1491)	-1.344661200055	-0.084538705591	-1.260122494464
42x42x42	74088 (1971)	-1.344661193423	-0.084538699082	-1.260122494341
46x46x46	97336 (2545)	-1.344661189691	-0.084538695410	-1.260122494281
50x50x50	125000 (3218)	-1.344661187483	-0.084538693232	-1.260122494251

[illegible]

kpt	Nkpt	G(0)	G(R1)	G(R2)	G(R1)-G(0)	G(R2)-G(0)
6x6x4	144	(21)	-1.367909503563	-0.192892722514	-0.131552967388	-1.175016781049 -1.
↪236356536175						
10x10x6	600	(56)	-1.345034474341	-0.087913619020	-0.089866654871	-1.257120855321 -1.
↪255167819470						
16x16x8	2048	(150)	-1.344668575390	-0.084546609595	-0.088212957806	-1.260121965795 -1.
↪256455617584						
20x20x12	4800	(308)	-1.344662392185	-0.084539941251	-0.088166498574	-1.260122450934 -1.
↪256495893611						
26x26x14	9464	(560)	-1.344661615456	-0.084539088966	-0.088165768509	-1.260122526490 -1.
↪256495846946						
30x30x16	14400	(819)	-1.344661401027	-0.084538892419	-0.088165529659	-1.260122508608 -1.
↪256495871368						
36x36x20	25920	(1397)	-1.344661260564	-0.084538764009	-0.088165374312	-1.260122496555 -1.
↪256495886252						
40x40x22	35200	(1848)	-1.344661230214	-0.084538734661	-0.088165342770	-1.260122495553 -1.
↪256495887444						
46x46x24	50784	(2600)	-1.344661210808	-0.084538715598	-0.088165322977	-1.260122495211 -1.
↪256495887832						
50x50x28	70000	(3510)	-1.344661197817	-0.084538703416	-0.088165309065	-1.260122494400 -1.
↪256495888752						
56x56x30	94080	(4640)	-1.344661192649	-0.084538698279	-0.088165303871	-1.260122494370 -1.
↪256495888778						
60x60x32	115200	(5627)	-1.344661189980	-0.084538695678	-0.088165301128	-1.260122494302 -1.
↪256495888852						

First, look at the behavior of the error with $p_{\max}(\text{error})$ parameter. The k-point integration error scales as $N_{\text{kpt}}^{5/3}$ and we see the p_{\max} error is approximately 10^{-8} .

```
[7]: print('pmax\tGin\alpha (Nkpt^-5/3 prefactor)')
      Ginlist=[]
      for pmax in sorted(FCCdata.keys(), reverse=True):
```

(continues on next page)

(continued from previous page)

```

data = FCCdata[pmax]
Nk53 = np.array([N**(5/3) for (N,g0,gR) in data])
gval = np.array([g0 for (N,g0,gR) in data])
N10,N5 = np.average(Nk53*Nk53),np.average(Nk53)
g10,g5 = np.average(gval*Nk53*Nk53),np.average(gval*Nk53)
denom = N10-N5**2
Ginf,alpha = (g10-g5*N5)/denom, (g10*N5-g5*N10)/denom
Ginflist.append(Ginf)
print('{}\t{}\t{}'.format(pmax, Ginf, alpha))

```

pmax	Ginf	alpha (Nkpt ^{-5/3} prefactor)
-1	-1.3622362852792858	203.75410596197204
-2	-1.345225052792947	24.479334937158068
-3	-1.3446883432274557	3.322356166765774
-4	-1.3446627820660566	1.186618137589885
-5	-1.344661289561045	1.0554418717631806
-6	-1.3446611908160067	1.1378852023509276
-7	-1.3446611836353533	1.2547347330078438
-8	-1.344661182870995	1.403893171115624
-9	-1.344661182337601	1.6081890775249583
-10	-1.3446611814380371	1.8951451743398244
-11	-1.3446611800056545	2.291136009713601
-12	-1.344661177927421	2.8185182806123508
-13	-1.3446611751184294	3.4945030859983652
-14	-1.3446611715189616	4.331229854988949
-15	-1.3446611670905142	5.336529960337354
-16	-1.3446611618106175	6.514974709092111

Plot the error in the Green function for FCC (at 0, maximum R, and difference between those GF). We extract the infinite value by fitting the error to $N_{\text{kpt}}^{-5/3}$, which empirically matches the numerical error.

```

[8]: # plot the errors from pmax = 10^-8
data = FCCdata[-8]
Nk = np.array([N for (N,g0,gR) in data])
g0val = np.array([g0 for (N,g0,gR) in data])
gRval = np.array([gR for (N,g0,gR) in data])

gplot = []
Nk53 = np.array([N**(5/3) for (N,g0,gR) in data])
for gdata, start in zip((g0val, gRval, g0val-gRval), (0,1,2)):
    N10,N5 = np.average(Nk53[start:]*Nk53[start:]),np.average(Nk53[start:])
    denom = N10-N5**2
    g10 = np.average(gdata[start:]*Nk53[start:]*Nk53[start:])
    g5 = np.average(gdata[start:]*Nk53[start:])
    Ginf,alpha = (g10-g5*N5)/denom, (g10*N5-g5*N10)/denom
    gplot.append(np.abs(gdata-Ginf))

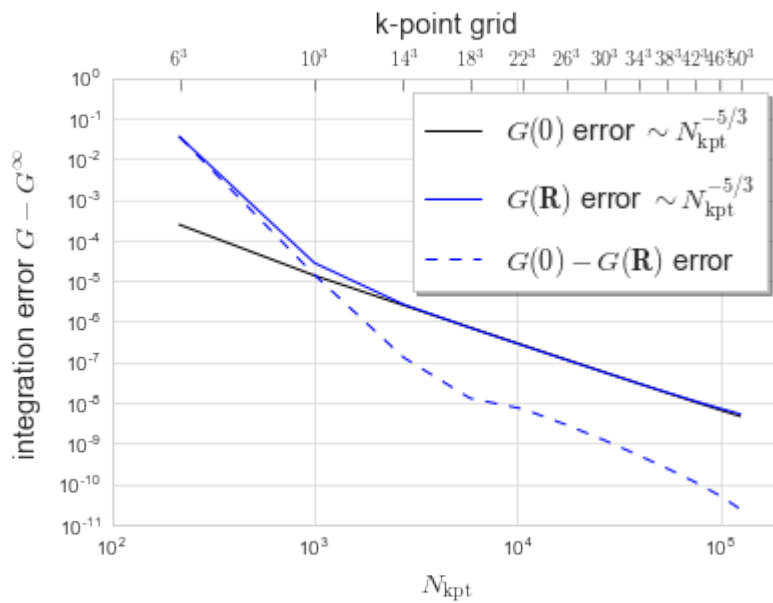
fig, ax1 = plt.subplots()
ax1.plot(Nk, gplot[0], 'k', label='$G(\mathbf{0})$ error $\sim N_{\mathrm{kpt}}^{-5/3}$')
ax1.plot(Nk, gplot[1], 'b', label='$G(\mathbf{R})$ error $\sim N_{\mathrm{kpt}}^{-5/3}$')
ax1.plot(Nk, gplot[2], 'b--', label='$G(\mathbf{0})-G(\mathbf{R})$ error')
ax1.set_xlim((1e2,2e5))
ax1.set_ylim((1e-11,1))
ax1.set_xscale('log')
ax1.set_yscale('log')
ax1.set_xlabel('$N_{\mathrm{kpt}}$', fontsize='x-large')
ax1.set_ylabel('integration error $G-G^\infty$', fontsize='x-large')

```

(continues on next page)

(continued from previous page)

```
ax1.legend(bbox_to_anchor=(0.6,0.6,0.4,0.4), ncol=1,
          shadow=True, frameon=True, fontsize='x-large')
ax2 = ax1.twinx()
ax2.set_xscale('log')
ax2.set_xlim(ax1.get_xlim())
ax2.set_xticks([n for n in Nk])
ax2.set_xticklabels(["${:.0f}^3$".format(n**(1/3)) for n in Nk])
ax2.set_xlabel('k-point grid', fontsize='x-large')
ax2.grid(False)
ax2.tick_params(axis='x', top='on', direction='in', length=6)
plt.show()
# plt.savefig('FCC-GError.pdf', transparent=True, format='pdf')
```



Plot the error in Green function for HCP.

```
[9]: # plot the errors from pmax = 10^-8
data = HCPdata
Nk = np.array([N for (N,g0,gR1,gR2) in data])
g0val = np.array([g0 for (N,g0,gR1,gR2) in data])
gR1val = np.array([gR1 for (N,g0,gR1,gR2) in data])
gR2val = np.array([gR2 for (N,g0,gR1,gR2) in data])

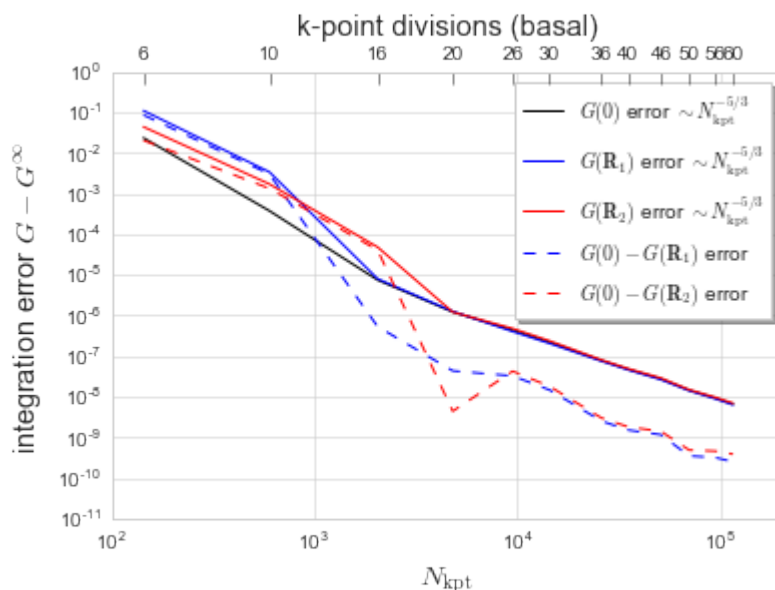
gplot = []
Nk53 = np.array([N**(5/3) for (N,g0,gR1,gR2) in data])
for gdata, start in zip((g0val, gR1val, gR2val, g0val-gR1val, g0val-gR2val), (3,3,3,3,3)):
    N10,N5 = np.average(Nk53[start:]*Nk53[start:]), np.average(Nk53[start:])
    denom = N10-N5**2
    g10 = np.average(gdata[start:]*Nk53[start:]*Nk53[start:])
    g5 = np.average(gdata[start:]*Nk53[start:])
    Ginf,alpha = (g10-g5*N5)/denom, (g10*N5-g5*N10)/denom
    gplot.append(np.abs(gdata-Ginf))

fig, ax1 = plt.subplots()
ax1.plot(Nk, gplot[0], 'k', label='$G(\mathbf{0})$ error $\sim N_{\mathrm{kpt}}^{-5/3}$')
ax1.plot(Nk, gplot[1], 'b', label='$G(\mathbf{R}_1)$ error $\sim N_{\mathrm{kpt}}^{-5/3}$')
```

(continues on next page)

(continued from previous page)

```
ax1.plot(Nk, gplot[2], 'r', label='$G(\mathbf{R}_2)$ error $\sim N_{\mathrm{kpt}}^{-5/3}$')
ax1.plot(Nk, gplot[3], 'b--', label='$G(\mathbf{R}_1)-G(\mathbf{R}_1)$ error')
ax1.plot(Nk, gplot[4], 'r--', label='$G(\mathbf{R}_1)-G(\mathbf{R}_2)$ error')
ax1.set_xlim((1e2, 2e5))
ax1.set_ylim((1e-11, 1))
ax1.set_xscale('log')
ax1.set_yscale('log')
ax1.set_xlabel('$N_{\mathrm{kpt}}$', fontsize='x-large')
ax1.set_ylabel('integration error $G-G^\infty$', fontsize='x-large')
ax1.legend(bbox_to_anchor=(0.6, 0.6, 0.4, 0.4), ncol=1,
          shadow=True, frameon=True, fontsize='medium')
ax2 = ax1.twinx()
ax2.set_xscale('log')
ax2.set_xlim(ax1.get_xlim())
ax2.set_xticks([n for n in Nk])
# ax2.set_xticklabels(["${:.0f}$".format((n*1.875)**(1/3)) for n in Nk])
ax2.set_xticklabels(['6', '10', '16', '20', '26', '30', '36', '40', '46', '50', '56', '60'])
ax2.set_xlabel('k-point divisions (basal)', fontsize='x-large')
ax2.grid(False)
ax2.tick_params(axis='x', top='on', direction='in', length=6)
plt.show()
# plt.savefig('HCP-GError.pdf', transparent=True, format='pdf')
```



3.3 Tracer correlation coefficients

We want (for testing purposes) to compute correlation coefficients for tracers for several different crystal structures:

- Simple cubic
- Body-centered cubic
- Face-centered cubic
- Diamond

- Wurtzite
- Hexagonal closed-packed
- NbO
- omega
- octahedral-tetrahedral network in HCP

Some are well-known (previously published) others are new.

```
[1]: import sys
      sys.path.extend(['../'])
      import numpy as np
      import matplotlib.pyplot as plt
      plt.style.use('seaborn-whitegrid')
      %matplotlib inline
      from onsager import crystal, OnsagerCalc
```

Create all of our lattices, with lattice constant a_0 .

```
[2]: a0 = 1.
      SC = crystal.Crystal(a0*np.eye(3), [np.array([0.,0.,0.])], ["SC"])
      BCC = crystal.Crystal.BCC(a0, ["BCC"])
      FCC = crystal.Crystal.FCC(a0, ["FCC"])
      diamond = crystal.Crystal(a0*np.array([[0,1/2,1/2],[1/2,0,1/2],[1/2,1/2,0]]),
                                [np.array([1/8,1/8,1/8]), np.array([-1/8,-1/8,-1/8])],
                                ["diamond"])
      wurtzite = crystal.Crystal(a0*np.array([[1/2,1/2,0],
                                              [-np.sqrt(3/4),np.sqrt(3/4),0.],
                                              [0.,0.,np.sqrt(8/3)]]),
                                [np.array([1/3,2/3,1/4-3/16]), np.array([1/3,2/3,1/4+3/16]),
                                  np.array([2/3,1/3,3/4-3/16]), np.array([2/3,1/3,3/4+3/16])],
                                ["wurtzite"])
      HCP = crystal.Crystal.HCP(a0, np.sqrt(8/3), ["HCP"])
      NbO = crystal.Crystal(a0*np.eye(3),
                            [[np.array([0,1/2,1/2]), np.array([1/2,0,1/2]),np.array([1/2,1/2,0])],
                             [np.array([1/2,0,0]), np.array([0,1/2,0]), np.array([0,0,1/2])]],
                            ['Nb', 'O'])
      omega = crystal.Crystal(a0*np.array([[1/2,1/2,0],
                                              [-np.sqrt(3/4),np.sqrt(3/4),0.],
                                              [0.,0.,np.sqrt(3/8)]]),
                                [np.array([0.,0.,0.]),
                                  np.array([1/3,2/3,1/2]), np.array([2/3,1/3,1/2])],
                                ["omega"])
      octtet = crystal.Crystal(a0*np.array([[1/2,1/2,0],
                                              [-np.sqrt(3/4),np.sqrt(3/4),0.],
                                              [0.,0.,np.sqrt(8/3)]]),
                                [[np.array([0.,0.,0.]), np.array([0.,0.,0.5]),
                                  np.array([1/3,2/3,5/8]), np.array([1/3,2/3,7/8]),
                                  np.array([2/3,1/3,3/8]), np.array([2/3,1/3,1/8])],
                                  [np.array([1/3,2/3,1/4]), np.array([2/3,1/3,3/4])]],
                                ["O", "Ti"])
      crystallist = [SC, BCC, FCC, diamond, wurtzite, HCP, NbO, omega, octtet]
      crystalnames = ["simple cubic", "body-centered cubic", "face-centered cubic", "diamond",
                      "wurtzite", "hexagonal closed-packed", "NbO", "hexagonal omega",
                      "HCP octahedral-tetrahedral"]
```



```
[3]: for name, crys in zip(crystalnames, crystallist):
    print(name)
    print(crys)
    print()

simple cubic
#Lattice:
    a1 = [ 1.  0.  0.]
    a2 = [ 0.  1.  0.]
    a3 = [ 0.  0.  1.]
#Basis:
    (SC) 0.0 = [ 0.  0.  0.]

body-centered cubic
#Lattice:
    a1 = [-0.5  0.5  0.5]
    a2 = [ 0.5 -0.5  0.5]
    a3 = [ 0.5  0.5 -0.5]
#Basis:
    (BCC) 0.0 = [ 0.  0.  0.]

face-centered cubic
#Lattice:
    a1 = [ 0.  0.5  0.5]
    a2 = [ 0.5  0.  0.5]
    a3 = [ 0.5  0.5  0. ]
#Basis:
    (FCC) 0.0 = [ 0.  0.  0.]

diamond
#Lattice:
    a1 = [ 0.  0.5  0.5]
    a2 = [ 0.5  0.  0.5]
    a3 = [ 0.5  0.5  0. ]
#Basis:
    (diamond) 0.0 = [ 0.625  0.625  0.625]
    (diamond) 0.1 = [ 0.375  0.375  0.375]

wurtzite
#Lattice:
    a1 = [ 0.5      -0.8660254  0.      ]
    a2 = [ 0.5      0.8660254  0.      ]
    a3 = [ 0.        0.        1.63299316]
#Basis:
    (wurtzite) 0.0 = [ 0.33333333  0.66666667  0.0625  ]
    (wurtzite) 0.1 = [ 0.33333333  0.66666667  0.4375  ]
    (wurtzite) 0.2 = [ 0.66666667  0.33333333  0.5625  ]
    (wurtzite) 0.3 = [ 0.66666667  0.33333333  0.9375  ]

hexagonal closed-packed
#Lattice:
    a1 = [ 0.5      -0.8660254  0.      ]
    a2 = [ 0.5      0.8660254  0.      ]
    a3 = [ 0.        0.        1.63299316]
#Basis:
    (HCP) 0.0 = [ 0.33333333  0.66666667  0.25  ]
    (HCP) 0.1 = [ 0.66666667  0.33333333  0.75  ]
```

(continues on next page)

(continued from previous page)

```
NbO
#Lattice:
a1 = [ 1.  0.  0.]
a2 = [ 0.  1.  0.]
a3 = [ 0.  0.  1.]
#Basis:
(Nb) 0.0 = [ 0.  0.5  0.5]
(Nb) 0.1 = [ 0.5  0.  0.5]
(Nb) 0.2 = [ 0.5  0.5  0. ]
(O) 1.0 = [ 0.5  0.  0. ]
(O) 1.1 = [ 0.  0.5  0. ]
(O) 1.2 = [ 0.  0.  0.5]

hexagonal omega
#Lattice:
a1 = [ 0.  0.  0.61237244]
a2 = [ 0.5 -0.8660254  0. ]
a3 = [ 0.5  0.8660254  0. ]
#Basis:
(omega) 0.0 = [ 0.  0.  0.]
(omega) 0.1 = [ 0.5  0.33333333  0.66666667]
(omega) 0.2 = [ 0.5  0.66666667  0.33333333]

HCP octahedral-tetrahedral
#Lattice:
a1 = [ 0.5 -0.8660254  0. ]
a2 = [ 0.5  0.8660254  0. ]
a3 = [ 0.  0.  1.63299316]
#Basis:
(O) 0.0 = [ 0.  0.  0.]
(O) 0.1 = [ 0.  0.  0.5]
(O) 0.2 = [ 0.33333333  0.66666667  0.625 ]
(O) 0.3 = [ 0.33333333  0.66666667  0.875 ]
(O) 0.4 = [ 0.66666667  0.33333333  0.375 ]
(O) 0.5 = [ 0.66666667  0.33333333  0.125 ]
(Ti) 1.0 = [ 0.33333333  0.66666667  0.25 ]
(Ti) 1.1 = [ 0.66666667  0.33333333  0.75 ]
```

Now we generate diffusers for *every crystal*. This is fairly automated, where the main input is the cutoff distance.

```
[4]: cutoffs = [1.01*a0, 0.9*a0, 0.75*a0, 0.45*a0, 0.62*a0, 1.01*a0, 0.8*a0, 0.66*a0, 0.71*a0]
diffusers = []
for name, crys, cut in zip(crystalnames, crystallist, cutoffs):
    jn = crys.jumpnetwork(0, cut, 0.01)
    print(name)
    print(' Unique jumps:', len(jn))
    for jlist in jn:
        print(' connectivity:', len([i for (i,j), dx in jlist if i==jlist[0][0][0]]))
    diffusers.append(OnsagerCalc.VacancyMediated(crys, 0, crys.sitelist(0), jn, 1, 6))

simple cubic
Unique jumps: 1
connectivity: 6
body-centered cubic
Unique jumps: 1
```

(continues on next page)

(continued from previous page)

```

    connectivity: 8
face-centered cubic
    Unique jumps: 1
    connectivity: 12
diamond
    Unique jumps: 1
    connectivity: 4
wurtzite
    Unique jumps: 2
    connectivity: 1
    connectivity: 3
hexagonal closed-packed
    Unique jumps: 2
    connectivity: 6
    connectivity: 6
NbO
    Unique jumps: 1
    connectivity: 8
hexagonal omega
    Unique jumps: 4
    connectivity: 2
    connectivity: 12
    connectivity: 2
    connectivity: 3
HCP octahedral-tetrahedral
    Unique jumps: 3
    connectivity: 6
    connectivity: 1
    connectivity: 3
    
```

Now run through each, creating the “tracer” and compute the correlation coefficient. We do this by giving all of the vacancy positions the same energy (may not apply for true omega and octahedral-tetrahedral networks, for example), and then assigning the same energy for all transitions (again, may not apply for cases where there is more than one unique jump). We compute the full Onsager matrix, then look at the diagonal of $f = -L_{ss}/L_{sv}$.

```

[5]: print('crystal\tf_xx\tf_zz')
for name, diff in zip(crystalnames, diffusers):
    nsites, njumps = len(diff.sitelist), len(diff.om0_jn)
    tdict = {'preV': np.ones(nsites), 'eneV': np.zeros(nsites),
            'preT0': np.ones(njumps), 'eneT0': np.zeros(njumps)}
    # make a tracer out of it:
    tdict.update(diff.maketracerpreene(**tdict))
    Lss, Lsv = diff.Lij(*diff.preene2betafree(1, **tdict))[1:3] # just pull out ss and sv
    f = np.diag(-np.dot(Lss, np.linalg.inv(Lsv)))
    print('{name}\t{f[0]:.8f}\t{f[2]:.8f}'.format(name=name, f=f))
    
```

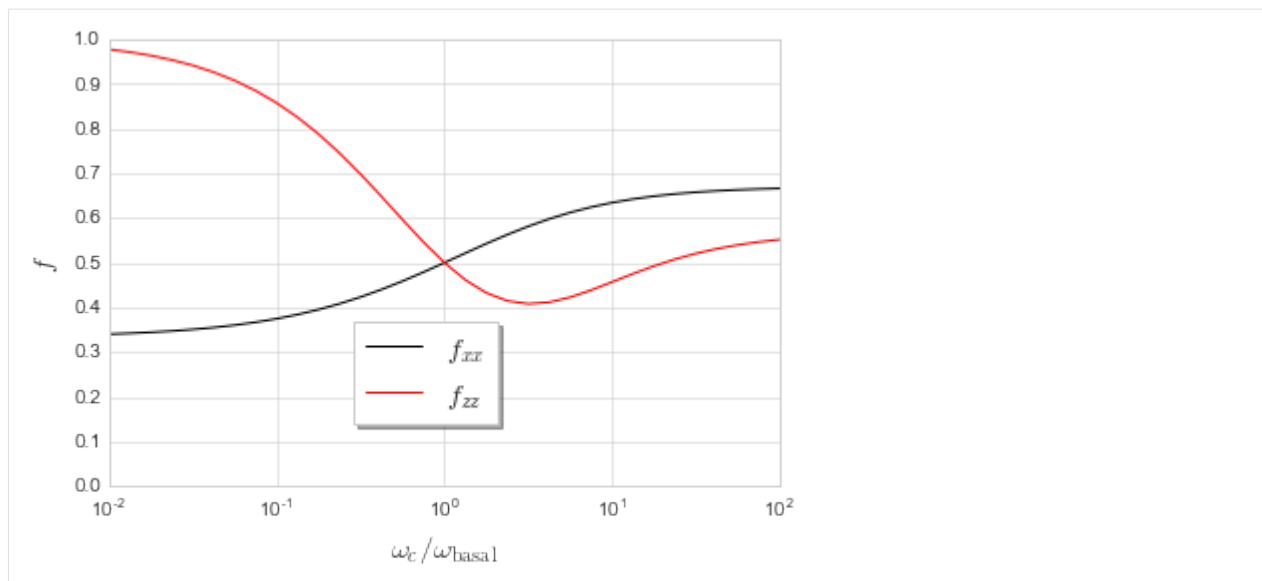
crystal	f_xx	f_zz
simple cubic	0.65310884	0.65310884
body-centered cubic	0.72719414	0.72719414
face-centered cubic	0.78145142	0.78145142
diamond	0.50000000	0.50000000
wurtzite	0.50000000	0.50000000
hexagonal closed-packed	0.78120488	0.78145142
NbO	0.68891612	0.68891612
hexagonal omega	0.78122649	0.78157339
HCP octahedral-tetrahedral	0.63052307	0.65230273

Look at variation in correlation coefficient for wurtzite structure by varying the ratio of the two rates.

```
[6]: print('w(c)/w(basal)\tf_xx\tf_zz')
crysindex = crystalnames.index('wurtzite')
diff = diffusers[crysindex]
nsites, njumps = len(diff.sitelist), len(diff.om0_jn)
freq_list, correl_xx_list, correl_zz_list = [], [], []
for i, w0_w1 in enumerate(np.linspace(-2,2,num=33)):
    w0 = 10**(w0_w1)
    w1 = 1
    tdict = {'preV': np.ones(nsites), 'eneV': np.zeros(nsites),
             'preT0': np.array([w0,w1]), 'eneT0': np.zeros(njumps)}
    # make a tracer out of it:
    tdict.update(diff.maketracerpreene(**tdict))
    Lss, Lsv = diff.Lij(*diff.preene2betafree(1, **tdict))[1:3] # just pull out ss and sv
    f = np.diag(-np.dot(Lss, np.linalg.inv(Lsv)))
    freq_list.append(w0)
    correl_xx_list.append(f[0])
    correl_zz_list.append(f[2])
    if i%4==0:
        print('10^{w0_w1:.2f}\t{f[0]:.8f}\t{f[2]:.8f}'.format(w0_w1=w0_w1, f=f))
```

w(c)/w(basal)	f_xx	f_zz
10 ^{-2.00}	0.34028415	0.97703525
10 ^{-1.50}	0.35071960	0.94102894
10 ^{-1.00}	0.37474153	0.85697089
10 ^{-0.50}	0.42323211	0.69772423
10 ^{+0.00}	0.50000000	0.50000000
10 ^{+0.50}	0.58129067	0.40813890
10 ^{+1.00}	0.63424155	0.45691154
10 ^{+1.50}	0.65763077	0.52060064
10 ^{+2.00}	0.66602090	0.55182811

```
[7]: freq, correl_xx, correl_zz = np.array(freq_list), np.array(correl_xx_list), np.array(correl_zz_
    _list)
fig, ax1 = plt.subplots()
ax1.plot(freq, correl_xx, 'k', label='$f_{xx}$')
ax1.plot(freq, correl_zz, 'r', label='$f_{zz}$')
ax1.set_xscale('log')
ax1.set_ylabel('$f$', fontsize='x-large')
ax1.set_xlabel('$\omega_c/\omega_{\mathrm{basal}}$', fontsize='x-large')
ax1.set_ylim((0,1))
ax1.set_yticks(np.linspace(0,1,11))
ax1.legend(bbox_to_anchor=(0.4,0.1,0.2,0.3), ncol=1,
           shadow=True, frameon=True, fontsize='x-large')
plt.show()
# plt.savefig('wurtzite-correlation.pdf', transparent=True, format='pdf')
```



3.4 Garnet correlation coefficients

Comparing to correlation coefficients from William D. Carlson and Clark R. Wilson, *Phys Chem Minerals* **43**, 363-369 (2016) [doi:10.1007/s00269-016-0800-2](https://doi.org/10.1007/s00269-016-0800-2)

Garnet structure includes pyrope, which we use as our example structure, with space group 230 (Ia3d) with stoichiometry $\text{Mg}_3\text{Al}_2\text{Si}_3\text{O}_{12}$. The occupied [Wyckoff positions](#) for this are (lattice constant $a_0=1.1459$ nm):

Wyckoff site	chemistry	position
24c	Mg	1/8 0 1/4
16a	Al	0 0 0
24d	Si	3/8 0 1/4
96h	O	.03284 .05014 .65330

Data from G. V. Gibbs and J. V. Smith, “Refinement of the crystal structure of synthetic pyrope.” *American Mineralogist* **50** 2023-2039 (1965), [PDF](#).

```
[1]: import sys
      sys.path.extend(['../'])
      import numpy as np
      import onsager.crystal as crystal
      import onsager.OnsagerCalc as onsager
```

Create garnet crystal (lattice constant in nm). Wyckoff positions cut and pasted from Bilbao crystallographic server.

```
[2]: # a0 = 1.1459
      # alatt = a0*np.eye(3)
      a0 = 1.
      alatt = a0*np.array([[0.5,0.5,0.5],[0.5,-0.5,0.5],[0.5,0.5,-0.5]])
      invlatt = np.array([[0,1,1],[1,0,1],[1,1,0]])
      x,y,z = (.03284,.05014,.65330)
      uMg = ((1/8,0,1/4),(3/8,0,3/4),(1/4,1/8,0),(3/4,3/8,0),
```

(continues on next page)

(continued from previous page)

```

        (0,1/4,1/8),(0,3/4,3/8),(7/8,0,3/4),(5/8,0,1/4),
        (3/4,7/8,0),(1/4,5/8,0),(0,3/4,7/8),(0,1/4,5/8))
uAl = ((0,0,0),(1/2,0,1/2),(0,1/2,1/2),(1/2,1/2,0),
        (3/4,1/4,1/4),(3/4,3/4,3/4),(1/4,1/4,3/4),(1/4,3/4,1/4))
uSi = ((3/8,0,1/4),(1/8,0,3/4),(1/4,3/8,0),(3/4,1/8,0),
        (0,1/4,3/8),(0,3/4,1/8),(3/4,5/8,0),(3/4,3/8,1/2),
        (1/8,1/2,1/4),(7/8,0,1/4),(0,1/4,7/8),(1/2,1/4,1/8))
uO = ((x,y,z),(-x+1/2,-y,z+1/2),(-x,y+1/2,-z+1/2),(x+1/2,-y+1/2,-z),
        (z,x,y),(z+1/2,-x+1/2,-y),(-z+1/2,-x,y+1/2),(-z,x+1/2,-y+1/2),
        (y,z,x),(-y,z+1/2,-x+1/2),(y+1/2,-z+1/2,-x),(-y+1/2,-z,x+1/2),
        (y+3/4,x+1/4,-z+1/4),(-y+3/4,-x+3/4,-z+3/4),(y+1/4,-x+1/4,z+3/4),(-y+1/4,x+3/4,z+1/4),
        (x+3/4,z+1/4,-y+1/4),(-x+1/4,z+3/4,y+1/4),(-x+3/4,-z+3/4,-y+3/4),(x+1/4,-z+1/4,y+3/4),
        (z+3/4,y+1/4,-x+1/4),(z+1/4,-y+1/4,x+3/4),(-z+1/4,y+3/4,x+1/4),(-z+3/4,-y+3/4,-x+3/4),
        (-x,-y,-z),(x+1/2,y,-z+1/2),(x,-y+1/2,z+1/2),(-x+1/2,y+1/2,z),
        (-z,-x,-y),(-z+1/2,x+1/2,y),(z+1/2,x,-y+1/2),(z,-x+1/2,y+1/2),
        (-y,-z,-x),(y,-z+1/2,x+1/2),(-y+1/2,z+1/2,x),(y+1/2,z,-x+1/2),
        (-y+1/4,-x+3/4,z+3/4),(y+1/4,x+1/4,z+1/4),(-y+3/4,x+3/4,-z+1/4),(y+3/4,-x+1/4,-z+3/4),
        (-x+1/4,-z+3/4,y+3/4),(x+3/4,-z+1/4,-y+3/4),(x+1/4,z+1/4,y+1/4),(-x+3/4,z+3/4,-y+1/4),
        (-z+1/4,-y+3/4,x+3/4),(-z+3/4,y+3/4,-x+1/4),(z+3/4,-y+1/4,-x+3/4),(z+1/4,y+1/4,x+1/4))
# tovec = lambda x: np.array(x)
# tovec2 = lambda x: np.array((x[0]+1/2,x[1]+1/2,x[2]+1/2))
tovec = lambda x: np.dot(invlatt, x)
pyrope = crystal.Crystal(alatt, [[vec(w) for w in ulist for vec in (tovec,)]
                                for ulist in (uMg, uAl, uSi, uO)],
                        ['Mg','Al','Si','O'])
# print(pyrope)

```

Next, we construct a *diffuser* based on vacancies for our Mg ion. We need to create a *sitelist* (which will be the Wyckoff positions) and a *jumpnetwork* for the transitions between the sites. There are tags that correspond to the unique states and transitions in the diffuser. The first cutoff is $\sim 0.31a_0$, but that connects half of the Mg cation sites to each other; increasing the cutoff to $\sim 0.51a_0$ introduces a second network that completes the connections.

```

[3]: chem = 0 # 0 is the index corresponding to our Mg atom in the crystal
      cutoff = 0.31*a0 # had been 0.51*a0
      sitelist = pyrope.sitelist(chem)
      jumpnetwork = pyrope.jumpnetwork(chem, cutoff)
      Mgdiffruser = onsager.VacancyMediated(pyrope, chem, sitelist, jumpnetwork, 1)
      print(Mgdiffruser)

```

```

Diffuser for atom 0 (Mg), Nthermo=1
#Lattice:
a1 = [-0.5  0.5  0.5]
a2 = [ 0.5 -0.5  0.5]
a3 = [ 0.5  0.5 -0.5]
#Basis:
(Mg) 0.0 = [ 0.25  0.375  0.125]
(Mg) 0.1 = [ 0.75  0.125  0.375]
(Mg) 0.2 = [ 0.125  0.25  0.375]
(Mg) 0.3 = [ 0.375  0.75  0.125]
(Mg) 0.4 = [ 0.375  0.125  0.25 ]
(Mg) 0.5 = [ 0.125  0.375  0.75 ]
(Mg) 0.6 = [ 0.75  0.625  0.875]
(Mg) 0.7 = [ 0.25  0.875  0.625]
(Mg) 0.8 = [ 0.875  0.75  0.625]
(Mg) 0.9 = [ 0.625  0.25  0.875]
(Mg) 0.10 = [ 0.625  0.875  0.75 ]

```

(continues on next page)

(continued from previous page)

```
(Mg) 0.11 = [ 0.875 0.625 0.25 ]
(Al) 1.0 = [ 0. 0. 0.]
(Al) 1.1 = [ 0.5 0. 0.5]
(Al) 1.2 = [ 0. 0.5 0.5]
(Al) 1.3 = [ 0.5 0.5 0. ]
(Al) 1.4 = [ 0.5 0. 0. ]
(Al) 1.5 = [ 0.5 0.5 0.5]
(Al) 1.6 = [ 0. 0. 0.5]
(Al) 1.7 = [ 0. 0.5 0. ]
(Si) 2.0 = [ 0.25 0.625 0.375]
(Si) 2.1 = [ 0.75 0.875 0.125]
(Si) 2.2 = [ 0.375 0.25 0.625]
(Si) 2.3 = [ 0.125 0.75 0.875]
(Si) 2.4 = [ 0.625 0.375 0.25 ]
(Si) 2.5 = [ 0.875 0.125 0.75 ]
(Si) 2.6 = [ 0.625 0.75 0.375]
(Si) 2.7 = [ 0.875 0.25 0.125]
(Si) 2.8 = [ 0.75 0.375 0.625]
(Si) 2.9 = [ 0.25 0.125 0.875]
(Si) 2.10 = [ 0.125 0.875 0.25 ]
(Si) 2.11 = [ 0.375 0.625 0.75 ]
(O) 3.0 = [ 0.70344 0.68614 0.08298]
(O) 3.1 = [ 0.10316 0.62046 0.41702]
(O) 3.2 = [ 0.39684 0.81386 0.5173 ]
(O) 3.3 = [ 0.79656 0.87954 0.9827 ]
(O) 3.4 = [ 0.08298 0.70344 0.68614]
(O) 3.5 = [ 0.41702 0.10316 0.62046]
(O) 3.6 = [ 0.5173 0.39684 0.81386]
(O) 3.7 = [ 0.9827 0.79656 0.87954]
(O) 3.8 = [ 0.68614 0.08298 0.70344]
(O) 3.9 = [ 0.62046 0.41702 0.10316]
(O) 3.10 = [ 0.81386 0.5173 0.39684]
(O) 3.11 = [ 0.87954 0.9827 0.79656]
(O) 3.12 = [ 0.87954 0.39684 0.08298]
(O) 3.13 = [ 0.81386 0.79656 0.41702]
(O) 3.14 = [ 0.62046 0.70344 0.5173 ]
(O) 3.15 = [ 0.68614 0.10316 0.9827 ]
(O) 3.16 = [ 0.10316 0.9827 0.68614]
(O) 3.17 = [ 0.70344 0.5173 0.62046]
(O) 3.18 = [ 0.79656 0.41702 0.81386]
(O) 3.19 = [ 0.39684 0.08298 0.87954]
(O) 3.20 = [ 0.5173 0.62046 0.70344]
(O) 3.21 = [ 0.9827 0.68614 0.10316]
(O) 3.22 = [ 0.08298 0.87954 0.39684]
(O) 3.23 = [ 0.41702 0.81386 0.79656]
(O) 3.24 = [ 0.29656 0.31386 0.91702]
(O) 3.25 = [ 0.89684 0.37954 0.58298]
(O) 3.26 = [ 0.60316 0.18614 0.4827 ]
(O) 3.27 = [ 0.20344 0.12046 0.0173 ]
(O) 3.28 = [ 0.91702 0.29656 0.31386]
(O) 3.29 = [ 0.58298 0.89684 0.37954]
(O) 3.30 = [ 0.4827 0.60316 0.18614]
(O) 3.31 = [ 0.0173 0.20344 0.12046]
(O) 3.32 = [ 0.31386 0.91702 0.29656]
(O) 3.33 = [ 0.37954 0.58298 0.89684]
(O) 3.34 = [ 0.18614 0.4827 0.60316]
```

(continues on next page)

(continued from previous page)

```
(0) 3.35 = [ 0.12046  0.0173  0.20344]
(0) 3.36 = [ 0.12046  0.60316  0.91702]
(0) 3.37 = [ 0.18614  0.20344  0.58298]
(0) 3.38 = [ 0.37954  0.29656  0.4827 ]
(0) 3.39 = [ 0.31386  0.89684  0.0173 ]
(0) 3.40 = [ 0.89684  0.0173  0.31386]
(0) 3.41 = [ 0.29656  0.4827  0.37954]
(0) 3.42 = [ 0.20344  0.58298  0.18614]
(0) 3.43 = [ 0.60316  0.91702  0.12046]
(0) 3.44 = [ 0.4827  0.37954  0.29656]
(0) 3.45 = [ 0.0173  0.31386  0.89684]
(0) 3.46 = [ 0.91702  0.12046  0.60316]
(0) 3.47 = [ 0.58298  0.18614  0.20344]
vacancy configurations:
v:+0.250,+0.375,+0.125
solute configurations:
s:+0.250,+0.375,+0.125
solute-vacancy configurations:
s:+0.375,+0.125,+0.250-v:+0.750,+0.125,+0.375
omega0 jumps:
omega0:v:+0.625,+0.250,+0.875^v:+0.250,-0.125,+0.625
omega1 jumps:
omega1:s:+0.875,+0.625,+0.250-v:+0.625,+0.250,-0.125^v:+0.250,-0.125,-0.375
omega1:s:+0.750,+0.625,+0.875-v:+0.625,+0.250,+0.875^v:+0.250,-0.125,+0.625
omega1:s:+0.625,+0.875,+0.750-v:+0.625,+1.250,+0.875^v:+0.250,+0.875,+0.625
omega2 jumps:
omega2:s:+0.250,+0.875,+0.625-v:+0.625,+1.250,+0.875^s:+0.625,+0.250,+0.875-v:+0.250,-0.125,+0.625
```

Quick analysis on our jump network:

1. What is the connectivity, Z ?
2. What is the individual contribution to $\delta x \otimes \delta x$? And $1/3 \text{ Tr}$ (which will be the symmetrized contribution)?
3. What is the squared magnitude δx^2 ?

```
[4]: for jlist in jumpnetwork:
      Z = 0
      dx2 = np.zeros((3,3))
      for (i,j), dx in jlist:
          if i==0:
              Z += 1
              dx2 += np.outer(dx,dx)
      print("coordination number:", Z)
      print(dx2)
      print("1/3 Tr dx dx:", dx2.trace()/3)
      print("dx^2:", np.dot(dx,dx))
```

```
coordination number: 4
[[ 0.0625  0.      0.      ]
 [ 0.      0.15625 -0.125  ]
 [ 0.      -0.125  0.15625]]
1/3 Tr dx dx: 0.125
dx^2: 0.09375
```

Next, we assemble our data: the energies and prefactors, for a VMg in pyrope for our *representative* states and transitions: these are the first states in the lists, which are also identified by the tags above. As we are

computing a tracer, we make the choice to set $\nu_0 = 1/Z$ where $Z = 4$ is the coordination number.

```
[5]: nu0 = 0.25
Etrans = 0.
# we don't need to use the tags, since there's only one site and jump type, and
# we want to build a tracer.
Mgthermodict = {'preV': np.ones(len(sitelist)),
                'eneV': np.zeros(len(sitelist)),
                'preT0': nu0*np.ones(len(jumpnetwork)),
                'eneT0': Etrans*np.ones(len(jumpnetwork))}
Mgthermodict.update(Mgdiffuser.maketracerpreene(**Mgthermodict))
for k,v in Mgthermodict.items():
    print('{}: {}'.format(k, v))

eneSV: [ 0.]
eneT0: [ 0.]
preS: [ 1.]
preT1: [ 0.25  0.25  0.25]
preSV: [ 1.]
preT0: [ 0.25]
eneV: [ 0.]
eneT2: [ 0.]
eneS: [ 0.]
preV: [ 1.]
eneT1: [ 0.  0.  0.]
preT2: [ 0.25]
```

We compute the Onsager matrices, and look at $-L_{ss}/L_{sv}$ to get our correlation coefficient.

Note: we can define f (for our tracer) as the ratio of L_{ss} to $Z(\delta x)^2 w_2 c_v c_s / 6 = \frac{1}{16} \nu_0 a_0^2$ in this case, the same as what we get for L_{vv} and $-L_{sv}$.

```
[6]: Lvv, Lss, Lsv, L1vv = Mgdiffuser.Lij(*Mgdiffuser.preene2betafree(1, **Mgthermodict))
print(Lvv)
print(Lss)
print(Lsv)
print(L1vv)
print("Correlation coefficient:", -Lss[0,0]/Lsv[0,0])

[[ 0.015625 -0.         -0.         ]
 [-0.         0.015625 -0.         ]
 [-0.         -0.         0.015625]]
[[ 0.00585895  0.         0.         ]
 [ 0.         0.00585895  0.         ]
 [ 0.         0.         0.00585895]]
[[-0.015625  0.         0.         ]
 [ 0.        -0.015625  0.         ]
 [ 0.         0.        -0.015625]]
[[ -1.17108470e-34  0.00000000e+00  0.00000000e+00]
 [  0.00000000e+00 -1.17108470e-34  0.00000000e+00]
 [  0.00000000e+00  0.00000000e+00 -1.17108470e-34]]
Correlation coefficient: 0.374972670783
```

Compare with tabulated GF data from Carlson and Wilson paper. They use the notation (l, m, n) for a δx vector that is $a_0(l\hat{x} + m\hat{y} + n\hat{z})/8$. We will need to find a corresponding site that lands at that displacement from our origin site.

Unfortunately, it looks like in two cases ((800), (444)) there are two distinct sites that are mapped in that displacement vector, which have different GF values; the CW reported values appear to be the averaged values. In two other cases, ((640), (420)) the reported values are half of what the computed values are here.

As Carlson and Wilson used a stochastic approach to compute their GF values, all of their other data has errors $\sim 10^{-4}$.

```
[7]: # tabulated data from paper
CarlsonWilsonGFdata = \
{(0,0,0): 2.30796022, (2,1,1): 1.30807261, (3,3,2): 0.80669536,
 (4,2,0): 0.40469085, (4,4,4): 0.50242046, (5,3,2): 0.56195744,
 (6,1,1): 0.56071092, (6,4,0): 0.22460654, (6,5,3): 0.42028488,
 (6,5,5): 0.40137897, (7,2,1): 0.44437878, (8,0,0): 0.41938675}

[8]: print('CW index\t dx match\t GF (FT eval)\t GF(CW stoch.)\t error')
GF = Mgdifuser.GFcalc # get our GF calculator; should already have rates set
basis = pyrope.basis[chem]
x0 = np.dot(alatt, basis[0])
for vec, gCW in CarlsonWilsonGFdata.items():
    dx0 = np.array(vec, dtype=float)/8
    nmatch, Gave, Gmatch = 0, 0, {}
    for g in pyrope.G:
        dx = np.dot(g.cartrot, dx0)
        j = pyrope.cart2pos(x0+dx)[1]
        if j is not None and j[0]==chem and j[1]<6:
            G = GF(0, j[1], dx)
            Gmatch[tuple((8*dx).astype(int))] = G
            nmatch += 1
            Gave += G
    Gave /= nmatch
    for t, G in Gmatch.items():
        print('{}\t{}\t{:.12f}\t{:.8f}\t{:.4e}'.format(vec, t, -G, gCW, abs(G+gCW)))
    print('{}\t average value\t{:.12f}\t{:.8f}\t{:.4e}'.format(vec, -Gave, gCW, abs(Gave+gCW)))
```

CW index	dx match	GF (FT eval)	GF(CW stoch.)	error
(8, 0, 0)	(0, 0, -8)	0.427361034009	0.41938675	7.9743e-03
(8, 0, 0)	(8, 0, 0)	0.403566247455	0.41938675	1.5821e-02
(8, 0, 0)	(0, 8, 0)	0.427361034009	0.41938675	7.9743e-03
(8, 0, 0)	(-8, 0, 0)	0.403566247455	0.41938675	1.5821e-02
(8, 0, 0)	(0, -8, 0)	0.427361034009	0.41938675	7.9743e-03
(8, 0, 0)	(0, 0, 8)	0.427361034009	0.41938675	7.9743e-03
(8, 0, 0)	average value	0.419429438491	0.41938675	4.2688e-05
(6, 1, 1)	(-1, 6, 1)	0.560766700022	0.56071092	5.5780e-05
(6, 1, 1)	(-1, -6, -1)	0.560766700022	0.56071092	5.5780e-05
(6, 1, 1)	(1, 1, 6)	0.560766700022	0.56071092	5.5780e-05
(6, 1, 1)	(1, -1, -6)	0.560766700022	0.56071092	5.5780e-05
(6, 1, 1)	average value	0.560766700022	0.56071092	5.5780e-05
(3, 3, 2)	(-3, 3, -2)	0.806767995595	0.80669536	7.2636e-05
(3, 3, 2)	(3, -2, 3)	0.806767995595	0.80669536	7.2636e-05
(3, 3, 2)	(3, 2, -3)	0.806767995595	0.80669536	7.2636e-05
(3, 3, 2)	(-3, -3, 2)	0.806767995595	0.80669536	7.2636e-05
(3, 3, 2)	average value	0.806767995595	0.80669536	7.2636e-05
(2, 1, 1)	(-1, -2, 1)	1.308081132926	1.30807261	8.5229e-06
(2, 1, 1)	(-1, 2, -1)	1.308081132926	1.30807261	8.5229e-06
(2, 1, 1)	(1, 1, -2)	1.308081132926	1.30807261	8.5229e-06
(2, 1, 1)	(1, -1, 2)	1.308081132926	1.30807261	8.5229e-06
(2, 1, 1)	average value	1.308081132926	1.30807261	8.5229e-06
(6, 5, 3)	(3, -6, 5)	0.420386782427	0.42028488	1.0190e-04
(6, 5, 3)	(-3, -5, 6)	0.420386782427	0.42028488	1.0190e-04
(6, 5, 3)	(5, -3, -6)	0.420386782427	0.42028488	1.0190e-04
(6, 5, 3)	(-3, 5, -6)	0.420386782427	0.42028488	1.0190e-04
(6, 5, 3)	(-5, -6, -3)	0.420386782427	0.42028488	1.0190e-04

(continues on next page)

(continued from previous page)

(6, 5, 3)	(-5, 6, 3)	0.420386782427	0.42028488	1.0190e-04
(6, 5, 3)	(5, 3, 6)	0.420386782427	0.42028488	1.0190e-04
(6, 5, 3)	(3, 6, -5)	0.420386782427	0.42028488	1.0190e-04
(6, 5, 3)	average value	0.420386782427	0.42028488	1.0190e-04
(6, 4, 0)	(-6, 0, 4)	0.449091350780	0.22460654	2.2448e-01
(6, 4, 0)	(6, 4, 0)	0.449091350780	0.22460654	2.2448e-01
(6, 4, 0)	(6, -4, 0)	0.449091350780	0.22460654	2.2448e-01
(6, 4, 0)	(-6, 0, -4)	0.449091350780	0.22460654	2.2448e-01
(6, 4, 0)	average value	0.449091350780	0.22460654	2.2448e-01
(0, 0, 0)	(0, 0, 0)	2.308081141615	2.30796022	1.2092e-04
(0, 0, 0)	average value	2.308081141615	2.30796022	1.2092e-04
(4, 2, 0)	(2, 0, -4)	0.809394258097	0.40469085	4.0470e-01
(4, 2, 0)	(-2, -4, 0)	0.809394258097	0.40469085	4.0470e-01
(4, 2, 0)	(-2, 4, 0)	0.809394258097	0.40469085	4.0470e-01
(4, 2, 0)	(2, 0, 4)	0.809394258097	0.40469085	4.0470e-01
(4, 2, 0)	average value	0.809394258097	0.40469085	4.0470e-01
(5, 3, 2)	(-5, 2, -3)	0.561961239416	0.56195744	3.7994e-06
(5, 3, 2)	(3, 2, 5)	0.561961239416	0.56195744	3.7994e-06
(5, 3, 2)	(3, -2, -5)	0.561961239416	0.56195744	3.7994e-06
(5, 3, 2)	(-5, -2, 3)	0.561961239416	0.56195744	3.7994e-06
(5, 3, 2)	(5, 3, -2)	0.561961239416	0.56195744	3.7994e-06
(5, 3, 2)	(5, -3, 2)	0.561961239416	0.56195744	3.7994e-06
(5, 3, 2)	(-3, -5, -2)	0.561961239416	0.56195744	3.7994e-06
(5, 3, 2)	(-3, 5, 2)	0.561961239416	0.56195744	3.7994e-06
(5, 3, 2)	average value	0.561961239416	0.56195744	3.7994e-06
(7, 2, 1)	(-1, -2, -7)	0.444350262895	0.44437878	2.8517e-05
(7, 2, 1)	(1, 7, 2)	0.444350262895	0.44437878	2.8517e-05
(7, 2, 1)	(7, 2, -1)	0.444350262895	0.44437878	2.8517e-05
(7, 2, 1)	(-7, 1, -2)	0.444350262895	0.44437878	2.8517e-05
(7, 2, 1)	(-7, -1, 2)	0.444350262895	0.44437878	2.8517e-05
(7, 2, 1)	(7, -2, 1)	0.444350262895	0.44437878	2.8517e-05
(7, 2, 1)	(-1, 2, 7)	0.444350262895	0.44437878	2.8517e-05
(7, 2, 1)	(1, -7, -2)	0.444350262895	0.44437878	2.8517e-05
(7, 2, 1)	average value	0.444350262895	0.44437878	2.8517e-05
(4, 4, 4)	(-4, 4, 4)	0.457297218361	0.50242046	4.5123e-02
(4, 4, 4)	(-4, 4, -4)	0.547635344309	0.50242046	4.5215e-02
(4, 4, 4)	(-4, -4, -4)	0.457297218361	0.50242046	4.5123e-02
(4, 4, 4)	(4, 4, -4)	0.547635344309	0.50242046	4.5215e-02
(4, 4, 4)	(-4, -4, 4)	0.547635344309	0.50242046	4.5215e-02
(4, 4, 4)	(4, -4, -4)	0.457297218361	0.50242046	4.5123e-02
(4, 4, 4)	(4, -4, 4)	0.547635344309	0.50242046	4.5215e-02
(4, 4, 4)	(4, 4, 4)	0.457297218361	0.50242046	4.5123e-02
(4, 4, 4)	average value	0.502466281335	0.50242046	4.5821e-05
(6, 5, 5)	(-5, 6, -5)	0.401425331863	0.40137897	4.6362e-05
(6, 5, 5)	(-5, -6, 5)	0.401425331863	0.40137897	4.6362e-05
(6, 5, 5)	(5, -5, 6)	0.401425331863	0.40137897	4.6362e-05
(6, 5, 5)	(5, 5, -6)	0.401425331863	0.40137897	4.6362e-05
(6, 5, 5)	average value	0.401425331863	0.40137897	4.6362e-05

3.5 Large ω^2 correction

In the limit of large ω^2 , large roundoff error can become problematic as the correlation almost exactly matches the uncorrelated contribution to solute diffusion, and so it becomes necessary to introduce an alternative treatment specific to the large ω^2 limit. We will show the range of roundoff error by using FCC

as an example.

```
[1]: import sys
sys.path.extend(['../'])
import numpy as np
import matplotlib.pyplot as plt
plt.style.use('seaborn-whitegrid')
%matplotlib inline
from onsager import crystal, OnsagerCalc
```

Create FCC crystal, and diffuser with first neighbor range.

```
[2]: a0 = 1.
FCC = crystal.Crystal.FCC(a0, ["FCC"])
diffuser = OnsagerCalc.VacancyMediated(FCC, 0, FCC.sitelist(0),
                                       FCC.jumpnetwork(0, 0.75*a0), 1)

print(diffuser)

Diffuser for atom 0 (FCC), Nthermo=1
#Lattice:
  a1 = [ 0.  0.5  0.5]
  a2 = [ 0.5  0.  0.5]
  a3 = [ 0.5  0.5  0. ]
#Basis:
  (FCC) 0.0 = [ 0.  0.  0.]
vacancy configurations:
v:+0.000,+0.000,+0.000
solute configurations:
s:+0.000,+0.000,+0.000
solute-vacancy configurations:
s:+0.000,+0.000,+0.000-v:-1.000,+0.000,+0.000
omega0 jumps:
omega0:v:+0.000,+0.000,+0.000^v:+1.000,+0.000,-1.000
omega1 jumps:
omega1:s:+0.000,+0.000,+0.000-v:+1.000,+0.000,-1.000^v:+2.000,+0.000,-2.000
omega1:s:+0.000,+0.000,+0.000-v:-1.000,+1.000,+0.000^v:+0.000,+1.000,-1.000
omega1:s:+0.000,+0.000,+0.000-v:+1.000,-1.000,+0.000^v:+2.000,-1.000,-1.000
omega1:s:+0.000,+0.000,+0.000-v:+0.000,-1.000,+0.000^v:+1.000,-1.000,-1.000
omega2 jumps:
omega2:s:+0.000,+0.000,+0.000-v:-1.000,+0.000,+1.000^s:+0.000,+0.000,+0.000-v:+1.000,+0.000,-1.000
```

Next, we fill out our thermodynamic dictionary.

```
[3]: tdict = {'preV': np.ones(1), 'eneV': np.zeros(1), 'preT0': np.ones(1), 'eneT0': np.zeros(1)}
tdict.update(diffuser.maketracerpreene(**tdict))
for k,v in tdict.items():
    print(k, v)

preV [ 1.]
preT1 [ 1.  1.  1.  1.]
eneT2 [ 0.]
eneSV [ 0.]
preSV [ 1.]
eneV [ 0.]
eneT1 [ 0.  0.  0.  0.]
eneS [ 0.]
preT2 [ 1.]
preT0 [ 1.]
```

(continues on next page)

(continued from previous page)

```
preS [ 1.]
eneT0 [ 0.]
```

Now, to loop through a range of ω^2 values from 10^{-17} to 10^{17} , and evaluate the L_{ss} in three different ways:

1. Never using the large ω^2 treatment (should fail for large ω^2).
2. Always using the large ω^2 treatment (should fail for small ω^2).
3. Automatically switching treatment depending on ω^2 value (should be accurate over entire range).

Because the failure can be pretty spectacular, we check for NaN, Inf, or 0 values.

```
[4]: print('omega2\tno large\tall large\tautomatic')
om2_list, correl_list = [], []
for om2pow in np.concatenate((np.linspace(-17,-13,num=17), np.linspace(13,17,num=17))):
    om2 = 10.**om2pow
    tdict['preT2'] = np.array([om2])
    correl = []
    for large_om2 in (1e33, 1e-33, 1e8):
        Lss, Lsv = diffuser.Lij(*diffuser.preene2betafree(1., **tdict),
                                large_om2=large_om2)[1:3]
        if Lsv[0,0] is np.nan or Lsv[0,0] is np.inf or Lsv[0,0]==0 :
            c = 1
        else:
            c = -Lss[0,0]/Lsv[0,0]
        correl.append(c)
    om2_list.append(om2)
    correl_list.append(correl)
    print('10^{:+.2f}\t{:.8e}\t{:.8e}\t{:.16e}'.format(om2pow,
                                                    correl[0], correl[1], correl[2]))
```

omega2	no large	all large	automatic
10^-17.00	7.81451419e-01	1.000000000e+00	7.8145141885543312e-01
10^-16.75	7.81451419e-01	1.000000000e+00	7.8145141885543312e-01
10^-16.50	7.81451419e-01	1.000000000e+00	7.8145141885543301e-01
10^-16.25	7.81451419e-01	1.000000000e+00	7.8145141885543301e-01
10^-16.00	7.81451419e-01	3.00239975e-01	7.8145141885543301e-01
10^-15.75	7.81451419e-01	5.33910566e-01	7.8145141885543312e-01
10^-15.50	7.81451419e-01	5.69665300e-01	7.8145141885543301e-01
10^-15.25	7.81451419e-01	8.44186728e-01	7.8145141885543312e-01
10^-15.00	7.81451419e-01	8.18836296e-01	7.8145141885543312e-01
10^-14.75	7.81451419e-01	7.62729380e-01	7.8145141885543312e-01
10^-14.50	7.81451419e-01	7.69817973e-01	7.8145141885543312e-01
10^-14.25	7.81451419e-01	7.79249287e-01	7.8145141885543301e-01
10^-14.00	7.81451419e-01	7.83234718e-01	7.8145141885543301e-01
10^-13.75	7.81451419e-01	7.81332535e-01	7.8145141885543312e-01
10^-13.50	7.81451419e-01	7.86830524e-01	7.8145141885543312e-01
10^-13.25	7.81451419e-01	7.81654377e-01	7.8145141885543312e-01
10^-13.00	7.81451419e-01	7.81874935e-01	7.8145141885543301e-01
10^+13.00	7.81383433e-01	7.81451419e-01	7.8145141885543312e-01
10^+13.25	7.81196581e-01	7.81451419e-01	7.8145141885543323e-01
10^+13.50	7.80341880e-01	7.81451419e-01	7.8145141885543312e-01
10^+13.75	7.81196581e-01	7.81451419e-01	7.8145141885543323e-01
10^+14.00	7.80068729e-01	7.81451419e-01	7.8145141885543312e-01
10^+14.25	7.76223776e-01	7.81451419e-01	7.8145141885543323e-01
10^+14.50	7.74647887e-01	7.81451419e-01	7.8145141885543323e-01
10^+14.75	7.71428571e-01	7.81451419e-01	7.8145141885543323e-01

(continues on next page)

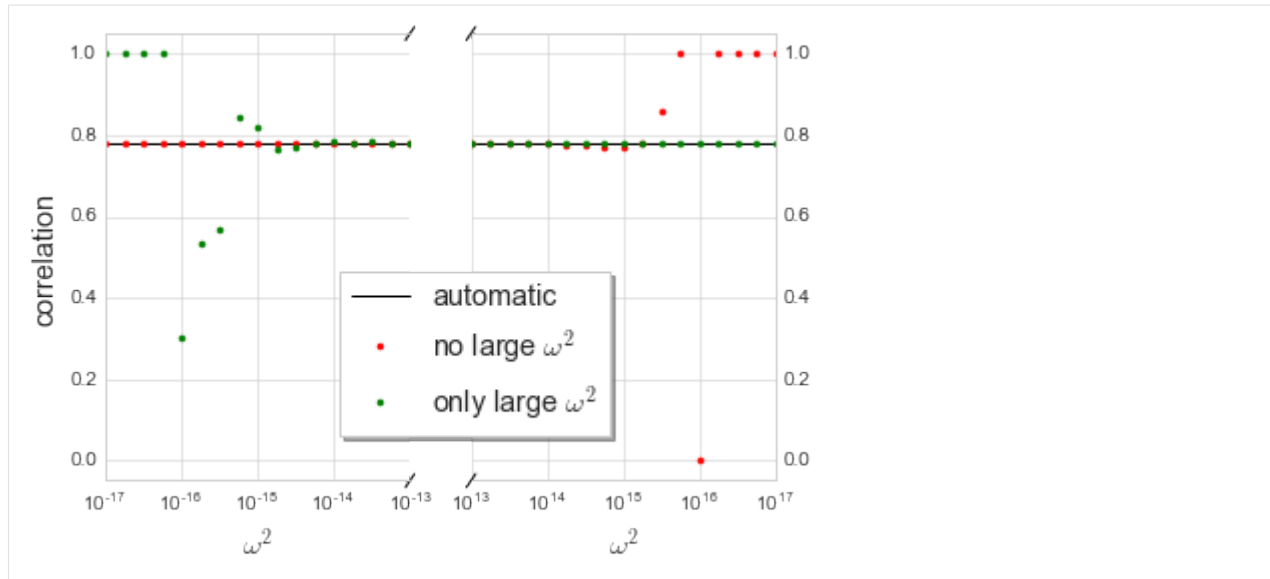
(continued from previous page)

10 [^] +15.00	7.71428571e-01	7.81451419e-01	7.8145141885543301e-01
10 [^] +15.25	7.77777778e-01	7.81451419e-01	7.8145141885543312e-01
10 [^] +15.50	8.57142857e-01	7.81451419e-01	7.8145141885543312e-01
10 [^] +15.75	1.00000000e+00	7.81451419e-01	7.8145141885543323e-01
10 [^] +16.00	0.00000000e+00	7.81451419e-01	7.8145141885543323e-01
10 [^] +16.25	1.00000000e+00	7.81451419e-01	7.8145141885543301e-01
10 [^] +16.50	1.00000000e+00	7.81451419e-01	7.8145141885543301e-01
10 [^] +16.75	1.00000000e+00	7.81451419e-01	7.8145141885543323e-01
10 [^] +17.00	1.00000000e+00	7.81451419e-01	7.8145141885543323e-01

```
[5]: om2, correl = np.array(om2_list), np.array(correl_list)
f, (ax1, ax2) = plt.subplots(1, 2, sharey=True)
for ax in (ax1, ax2):
    ax.plot(om2, correl[:,2], 'k', label='automatic')
    ax.plot(om2, correl[:,0], 'r.', label='no large  $\omega^2$ ')
    ax.plot(om2, correl[:,1], 'g.', label='only large  $\omega^2$ ')
ax1.set_xlim((1e-17, 1e-13))
ax2.set_xlim((1e13, 1e17))
ax1.set_ylim((-0.05, 1.05))
ax2.set_ylim((-0.05, 1.05))
ax1.set_xscale('log')
ax2.set_xscale('log')
ax1.set_xlabel('$\omega^2$', fontsize='x-large')
ax2.set_xlabel('$\omega^2$', fontsize='x-large')
ax1.set_ylabel('correlation', fontsize='x-large')
ax2.legend(bbox_to_anchor=(0,0.3,0.5,0.2), ncol=1,
           shadow=True, frameon=True, fontsize='x-large')
ax1.yaxis.tick_left()
ax1.tick_params(labelright='off')
ax2.yaxis.tick_right()
ax1.spines['right'].set_visible(False)
ax2.spines['left'].set_visible(False)

d = .015 # how big to make the diagonal lines in axes coordinates
# arguments to pass plot, just so we don't keep repeating them
kwargs = dict(transform=ax1.transAxes, color='k', clip_on=False)
ax1.plot((1-d, 1+d), (-d, +d), **kwargs)
ax1.plot((1-d, 1+d), (1-d, 1+d), **kwargs)

kwargs.update(transform=ax2.transAxes) # switch to the bottom axes
ax2.plot((-d, +d), (1-d, 1+d), **kwargs)
ax2.plot((-d, +d), (-d, +d), **kwargs)
plt.show()
# plt.savefig('largeomega2.pdf', transparent=True, format='pdf')
```



3.6 Si in FCC Ni

Based on data in hdl.handle.net/11115/239, “Data Citation: Diffusion of Si impurities in Ni under stress: A first-principles study” by T. Garnier, V. R. Manga, P. Bellon, and D. R. Trinkle (2014). The transport coefficient results, using the self-consistent mean-field method, appear in T. Garnier, V. R. Manga, D. R. Trinkle, M. Nastar, and P. Bellon, “Stress-induced anisotropic diffusion in alloys: Complex Si solute flow near a dislocation core in Ni,” *Phys. Rev. B* **88**, 134108 (2013), [doi:10.1103/PhysRevB.88.134108](https://doi.org/10.1103/PhysRevB.88.134108).

```
[1]: import sys
sys.path.append('../')
import numpy as np
import matplotlib.pyplot as plt
plt.style.use('seaborn-whitegrid')
%matplotlib inline
import onsager.crystal as crystal
import onsager.OnsagerCalc as onsager
from scipy.constants import physical_constants
kB = physical_constants['Boltzmann constant in eV/K'][0]
import h5py, json
```

Create an FCC Ni crystal.

```
[2]: a0 = 0.343
Ni = crystal.Crystal.FCC(a0, chemistry="Ni")
print(Ni)

#Lattice:
a1 = [ 0.      0.1715  0.1715]
a2 = [ 0.1715  0.      0.1715]
a3 = [ 0.1715  0.1715  0.    ]
#Basis:
(Ni) 0.0 = [ 0.    0.    0.]
```

Next, we construct our diffuser. For this problem, our thermodynamic range is out to the fourth neighbor; hence, we construct a *two shell* thermodynamic range (that is, sums of two $\frac{a}{2}\langle 110 \rangle$ vectors. That is, $N_{\text{thermo}} = 2$

gives 4 stars: $\frac{a}{2}\langle 110 \rangle$, $a\langle 100 \rangle$, $\frac{a}{2}\langle 112 \rangle$, and $a\langle 110 \rangle$. For Si in Ni, the first three have non-zero interaction energies, while the fourth is zero. The states, as written, are the solute (basis index + lattice position) : vacancy (basis index + lattice position), and dx is the (Cartesian) vector separating them.

```
[3]: chemistry = 0 # only one sublattice anyway
Nthermo = 2
NiSi = onsager.VacancyMediated(Ni, chemistry, Ni.sitelist(chemistry),
                               Ni.jumpnetwork(chemistry, 0.75*a0), Nthermo)

print(NiSi)

Diffuser for atom 0 (Ni), Nthermo=2
#Lattice:
a1 = [ 0.      0.1715  0.1715]
a2 = [ 0.1715  0.      0.1715]
a3 = [ 0.1715  0.1715  0.      ]
#Basis:
(Ni) 0.0 = [ 0.  0.  0.]
vacancy configurations:
v:+0.000,+0.000,+0.000
solute configurations:
s:+0.000,+0.000,+0.000
solute-vacancy configurations:
s:+0.000,+0.000,+0.000-v:+1.000,-1.000,+0.000
s:+0.000,+0.000,+0.000-v:-1.000,-1.000,+1.000
s:+0.000,+0.000,+0.000-v:+0.000,+1.000,-2.000
s:+0.000,+0.000,+0.000-v:-2.000,+0.000,+0.000
omega0 jumps:
omega0:v:+0.000,+0.000,+0.000^v:+0.000,+0.000,-1.000
omega1 jumps:
omega1:s:+0.000,+0.000,+0.000-v:-1.000,+0.000,+0.000^v:-1.000,+0.000,-1.000
omega1:s:+0.000,+0.000,+0.000-v:+1.000,+0.000,+0.000^v:+1.000,+0.000,-1.000
omega1:s:+0.000,+0.000,+0.000-v:-1.000,+1.000,+0.000^v:-1.000,+1.000,-1.000
omega1:s:+0.000,+0.000,+0.000-v:+0.000,+0.000,-1.000^v:+0.000,+0.000,-2.000
omega1:s:+0.000,+0.000,+0.000-v:+1.000,-1.000,-1.000^v:+1.000,-1.000,-2.000
omega1:s:+0.000,+0.000,+0.000-v:-1.000,-1.000,+1.000^v:-1.000,-1.000,+0.000
omega1:s:+0.000,+0.000,+0.000-v:-1.000,+0.000,-1.000^v:-1.000,+0.000,-2.000
omega1:s:+0.000,+0.000,+0.000-v:-2.000,+1.000,+0.000^v:-2.000,+1.000,-1.000
omega1:s:+0.000,+0.000,+0.000-v:+1.000,+1.000,-2.000^v:+1.000,+1.000,-3.000
omega1:s:+0.000,+0.000,+0.000-v:+2.000,+0.000,-1.000^v:+2.000,+0.000,-2.000
omega1:s:+0.000,+0.000,+0.000-v:-2.000,+1.000,+1.000^v:-2.000,+1.000,+0.000
omega1:s:+0.000,+0.000,+0.000-v:-2.000,+0.000,+0.000^v:-2.000,+0.000,-1.000
omega1:s:+0.000,+0.000,+0.000-v:+2.000,-2.000,+0.000^v:+2.000,-2.000,-1.000
omega1:s:+0.000,+0.000,+0.000-v:+0.000,+0.000,-2.000^v:+0.000,+0.000,-3.000
omega2 jumps:
omega2:s:+0.000,+0.000,+0.000-v:+0.000,+0.000,+1.000^s:+0.000,+0.000,+0.000-v:+0.000,+0.000,-1.000
```

Below is an example of the above data translated into a dictionary corresponding to the data for Ni-Si; it is output into a JSON compliant file for reference. The strings are the corresponding tags in the diffuser. The first entry in each list is the prefactor (in THz) and the second is the corresponding energy (in eV). **Note:** all jumps are defined as *transition state energies*, hence the reference energy is added / subtracted as needed. Also, there are “missing” transition states; these will have their energies defined using the LIMB (linear interpolation of migration barriers) approximation. This introduces an error of no more than 10 meV in any activation barrier.

```
[4]: NiSidata={
    "v:+0.000,+0.000,+0.000": [1., 0.],
    "s:+0.000,+0.000,+0.000": [1., 0.],
```

(continues on next page)

(continued from previous page)

```

"s:+0.000,+0.000,+0.000-v:+0.000,+1.000,-1.000": [1., -0.108],
"s:+0.000,+0.000,+0.000-v:-1.000,-1.000,+1.000": [1., +0.004],
"s:+0.000,+0.000,+0.000-v:+1.000,-2.000,+0.000": [1., +0.037],
"s:+0.000,+0.000,+0.000-v:+0.000,-2.000,+0.000": [1., -0.008],
"omega0:v:+0.000,+0.000,+0.000^v:+0.000,+1.000,-1.000": [4.8, 1.074],
"omega1:s:+0.000,+0.000,+0.000-v:-1.000,+0.000,+0.000^v:-1.000,+1.000,-1.000": [5.2, 1.213-0.108],
"omega1:s:+0.000,+0.000,+0.000-v:+0.000,-1.000,+0.000^v:+0.000,+0.000,-1.000": [5.2, 1.003-0.108],
"omega1:s:+0.000,+0.000,+0.000-v:+0.000,+1.000,-1.000^v:+0.000,+2.000,-2.000": [4.8, 1.128-0.108],
"omega1:s:+0.000,+0.000,+0.000-v:-1.000,+1.000,+0.000^v:-1.000,+2.000,-1.000": [5.2, 1.153-0.108],
"omega1:s:+0.000,+0.000,+0.000-v:+1.000,-1.000,-1.000^v:+1.000,+0.000,-2.000": [4.8, 1.091+0.004],
"omega2:s:+0.000,+0.000,+0.000-v:+0.000,-1.000,+1.000^s:+0.000,+0.000,+0.000-v:+0.000,+1.000,-1.000
↪": [5.1, 0.891-0.108]
}
NiSi2013data={
"v:+0.000,+0.000,+0.000": [1., 0.],
"s:+0.000,+0.000,+0.000": [1., 0.],
"s:+0.000,+0.000,+0.000-v:+0.000,+1.000,-1.000": [1., -0.100],
"s:+0.000,+0.000,+0.000-v:-1.000,-1.000,+1.000": [1., +0.011],
"s:+0.000,+0.000,+0.000-v:+1.000,-2.000,+0.000": [1., +0.045],
"s:+0.000,+0.000,+0.000-v:+0.000,-2.000,+0.000": [1., 0],
"omega0:v:+0.000,+0.000,+0.000^v:+0.000,+1.000,-1.000": [4.8, 1.074],
"omega1:s:+0.000,+0.000,+0.000-v:-1.000,+0.000,+0.000^v:-1.000,+1.000,-1.000": [5.2, 1.213-0.100],
"omega1:s:+0.000,+0.000,+0.000-v:+0.000,-1.000,+0.000^v:+0.000,+0.000,-1.000": [5.2, 1.003-0.100],
"omega1:s:+0.000,+0.000,+0.000-v:+0.000,+1.000,-1.000^v:+0.000,+2.000,-2.000": [4.8, 1.128-0.100],
"omega1:s:+0.000,+0.000,+0.000-v:-1.000,+1.000,+0.000^v:-1.000,+2.000,-1.000": [5.2, 1.153-0.100],
"omega1:s:+0.000,+0.000,+0.000-v:+1.000,-1.000,-1.000^v:+1.000,+0.000,-2.000": [4.8, 1.091+0.011],
"omega2:s:+0.000,+0.000,+0.000-v:+0.000,-1.000,+1.000^s:+0.000,+0.000,+0.000-v:+0.000,+1.000,-1.000
↪": [5.1, 0.891-0.100]
}
print(json.dumps(NiSi2013data, sort_keys=True, indent=4))

{
  "omega0:v:+0.000,+0.000,+0.000^v:+0.000,+1.000,-1.000": [
    4.8,
    1.074
  ],
  "omega1:s:+0.000,+0.000,+0.000-v:+0.000,+1.000,-1.000^v:+0.000,+2.000,-2.000": [
    4.8,
    1.0279999999999998
  ],
  "omega1:s:+0.000,+0.000,+0.000-v:+0.000,-1.000,+0.000^v:+0.000,+0.000,-1.000": [
    5.2,
    0.9029999999999999
  ],
  "omega1:s:+0.000,+0.000,+0.000-v:+1.000,-1.000,-1.000^v:+1.000,+0.000,-2.000": [
    4.8,
    1.1019999999999999
  ],
  "omega1:s:+0.000,+0.000,+0.000-v:-1.000,+0.000,+0.000^v:-1.000,+1.000,-1.000": [
    5.2,
    1.113
  ],
  "omega1:s:+0.000,+0.000,+0.000-v:-1.000,+1.000,+0.000^v:-1.000,+2.000,-1.000": [
    5.2,
    1.053
  ],
  "omega2:s:+0.000,+0.000,+0.000-v:+0.000,-1.000,+1.000^s:+0.000,+0.000,+0.000-v:+0.000,+1.000,
  ↪-1.000": [

```

(continues on next page)

(continued from previous page)

```

        5.1,
        0.791
    ],
    "s:+0.000,+0.000,+0.000": [
        1.0,
        0.0
    ],
    "s:+0.000,+0.000,+0.000-v:+0.000,+1.000,-1.000": [
        1.0,
        -0.1
    ],
    "s:+0.000,+0.000,+0.000-v:+0.000,-2.000,+0.000": [
        1.0,
        0
    ],
    "s:+0.000,+0.000,+0.000-v:+1.000,-2.000,+0.000": [
        1.0,
        0.045
    ],
    "s:+0.000,+0.000,+0.000-v:-1.000,-1.000,+1.000": [
        1.0,
        0.011
    ],
    "v:+0.000,+0.000,+0.000": [
        1.0,
        0.0
    ]
}

```

Next, we convert our dictionary into the simpler form used by the diffuser.

```

[5]: preenedict = NiSi.tags2preene(NiSi2013data)
preenedict

[5]: {'eneS': array([ 0.]),
      'eneSV': array([-0.1 ,  0.011,  0.045,  0.   ]),
      'eneT0': array([ 1.074]),
      'eneT1': array([ 1.053 ,  0.903 ,  1.113 ,  1.028 ,  1.0795,  1.102 ,  1.0965,
                      1.0965,  1.0965,  1.0965,  1.119 ,  1.074 ,  1.074 ,  1.074 ]),
      'eneT2': array([ 0.791]),
      'eneV': array([ 0.]),
      'preS': array([ 1.]),
      'preSV': array([ 1.,  1.,  1.,  1.]),
      'preT0': array([ 4.8]),
      'preT1': array([ 5.2,  5.2,  5.2,  4.8,  4.8,  4.8,  4.8,  4.8,  4.8,  4.8,  4.8,
                      4.8,  4.8,  4.8]),
      'preT2': array([ 5.1]),
      'preV': array([ 1.])}

```

We can now calculate the diffusion coefficients and drag ratio. **Note:** the diffusion coefficients L_{ss} and L_{sv} both need to be multiplied by $c_s c_v / k_B T$ where c_s is the solute concentration, c_v the (equilibrium) vacancy concentration, and $k_B T$ is the thermal energy of the system. The current units shown below are in $\text{nm}^2 \cdot \text{THz}$.

```

[6]: print("#T #Lss #Lsv #drag")
for T in np.linspace(300, 1400, 23):
    L0vv, Lss, Lsv, L1vv = NiSi.Lij(*NiSi.preene2betafree(kB*T, **preenedict))
    print(T, Lss[0,0], Lsv[0,0], Lsv[0,0]/Lss[0,0])

```

```
#T #Lss #Lsv #drag
300.0 4.1020388689e-16 4.03521345382e-16 0.983709219436
350.0 5.99654580387e-14 5.75933473853e-14 0.960442048956
400.0 2.51914470587e-12 2.32702939103e-12 0.923737880405
450.0 4.61249420384e-11 4.03116417036e-11 0.873966230027
500.0 4.7250491963e-10 3.84170227063e-10 0.813050216206
550.0 3.17382569388e-09 2.36031280433e-09 0.743680665541
600.0 1.55354740581e-08 1.03884191885e-08 0.668690195716
650.0 5.96097883468e-08 3.52092669306e-08 0.590662505388
700.0 1.88868586771e-07 9.66525181976e-08 0.511744805477
750.0 5.13340570374e-07 2.22584238868e-07 0.43359954719
800.0 1.23159242387e-06 4.40215392835e-07 0.357435937654
850.0 2.66586838346e-06 7.57314596438e-07 0.28407801418
900.0 5.29556637614e-06 1.13347630469e-06 0.214042507294
950.0 9.78435004446e-06 1.44428949825e-06 0.147612206399
1000.0 1.69973273335e-05 1.44304978386e-06 0.084898628799
1050.0 2.80063788635e-05 7.25153043356e-07 0.0258924242542
1100.0 4.4083410105e-05 -1.3003604007e-06 -0.0294977270951
1150.0 6.66826933232e-05 -5.4290391372e-06 -0.0814160146604
1200.0 9.74143994545e-05 -1.26676005168e-05 -0.130038275529
1250.0 0.000138011882666 -2.42289344792e-05 -0.175556872431
1300.0 0.000190295346612 -4.15167679854e-05 -0.21817016929
1350.0 0.000256134304169 -6.61019634203e-05 -0.258075401632
1400.0 0.000337410855954 -9.96927651132e-05 -0.295464011765
```

For direct comparison with the SCMF data in the 2013 *Phys. Rev. B* paper, we evaluate at 960K, 1060K (the predicted crossover temperature), and 1160K. The reported data is in units of mol/eV Å ns.

```
[7]: volume = 0.25*a0**3
conv = 1e3*0.1/volume # 10^3 for THz->ns^-1, 10^-1 for nm^-1 ->Ang^-1
# T: (L0vv, Lsv, Lss)
PRBdata = {960: (1.52e-1, 1.57e-1, 1.29e0),
            1060: (4.69e-1, 0., 3.27e0),
            1160: (1.18e0, -7.55e-1, 7.02e0)}
print("#T #Lvv #Lsv #Lss")
for T in (960, 1060, 1160):
    c = conv/(kB*T)
    L0vv, Lss, Lsv, L1vv = NiSi.Lij(*NiSi.preene2betafree(kB*T, **preenedict))
    vv, sv, ss = L0vv[0,0]*c, Lsv[0,0]*c, Lss[0,0]*c
    vvref, svref, ssref = PRBdata[T]
    print("{} {:.4g} {:.4g} {:.4g} {:.4g} {:.4g} {:.4g}".format(T, vv, vvref/vv, sv, svref/
    -sv, ss, ssref/ss))

#T #Lvv #Lsv #Lss
960 0.1556 (0.9766) 0.1773 (0.8856) 1.315 (0.9807)
1060 0.4797 (0.9777) 0.04852 (0) 3.339 (0.9792)
1160 1.208 (0.9769) -0.6537 (1.155) 7.152 (0.9815)
```

```
[8]: # raw comparison data from 2013 paper
Tval = np.array([510, 530, 550, 570, 590, 610, 630, 650, 670, 690,
                 710, 730, 750, 770, 790, 810, 830, 850, 870, 890,
                 910, 930, 950, 970, 990, 1010, 1030, 1050, 1070, 1090,
                 1110, 1130, 1150, 1170, 1190, 1210, 1230, 1250, 1270, 1290,
                 1310, 1330, 1350, 1370, 1390, 1410, 1430, 1450, 1470, 1490])
fluxval = np.array([0.771344, 0.743072, 0.713923, 0.684066, 0.653661, 0.622858,
                    0.591787, 0.560983, 0.529615, 0.498822, 0.467298, 0.436502,
                    0.406013, 0.376193, 0.346530, 0.316744, 0.288483, 0.260656,
```

(continues on next page)

(continued from previous page)

```

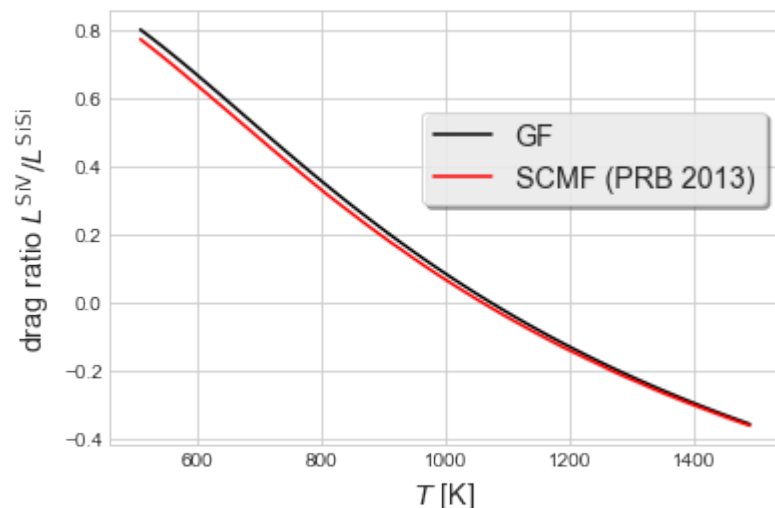
0.232809, 0.205861, 0.179139, 0.154038, 0.128150, 0.103273,
0.079025, 0.055587, 0.032558, 0.010136, -0.011727, -0.033069,
-0.053826, -0.074061, -0.093802, -0.113075, -0.132267, -0.149595,
-0.167389, -0.184604, -0.202465, -0.218904, -0.234157, -0.250360,
-0.265637, -0.280173, -0.294940, -0.308410, -0.322271, -0.335809,
-0.349106, -0.361605])
# Trange = np.linspace(300, 1500, 121)
Draglist = []
for T in Tval:
    L0vv, Lss, Lsv, Llvv = NiSi.Lij(*NiSi.preene2betafree(kB*T, **preenedict))
    Draglist.append(Lsv[0,0]/Lss[0,0])
Drag = np.array(Draglist)

```

```

[9]: fig, ax1 = plt.subplots()
ax1.plot(Tval, Drag, 'k', label='GF')
ax1.plot(Tval, fluxval, 'r', label='SCMF (PRB 2013)')
ax1.set_ylabel('drag ratio  $L^{SV}/L^{SiSi}$ ', fontsize='x-large')
ax1.set_xlabel('T [K]', fontsize='x-large')
ax1.legend(bbox_to_anchor=(0.5,0.6,0.5,0.2), ncol=1,
          shadow=True, frameon=True, fontsize='x-large')
plt.show()
# plt.savefig('NiSi-drag.pdf', transparent=True, format='pdf')

```



3.7 Split oxygen-vacancy defects in Co

We want to work out the symmetry analysis for our split oxygen-vacancy (V-O-V) defects α -Co (HCP) and β -Co (FCC).

The split defects can be represented simply as crowdion interstitial sites, for the purposes of symmetry analysis. We're interested in extracting the tensor expansions around those sites, and (eventually) computing the damping coefficients from the DFT data.

```

[1]: import sys
sys.path.extend(['../'])
import numpy as np

```

(continues on next page)

(continued from previous page)

```
import matplotlib.pyplot as plt
plt.style.use('seaborn-whitegrid')
%matplotlib inline
import onsager.crystal as crystal
import onsager.OnsagerCalc as onsager
from scipy.constants import physical_constants
kB = physical_constants['Boltzmann constant in eV/K'][0]
```

```
[2]: betaCo = crystal.Crystal.FCC(1.0, 'Co')
print(betaCo)
```

```
#Lattice:
a1 = [ 0.  0.5  0.5]
a2 = [ 0.5  0.  0.5]
a3 = [ 0.5  0.5  0. ]
#Basis:
(Co) 0.0 = [ 0.  0.  0.]
```

```
[3]: betaCo.Wyckoffpos(np.array([0.5,0.,0.]))
```

```
[3]: [array([ 0. ,  0. ,  0.5]),
      array([ 0.5,  0. ,  0.5]),
      array([ 0.5,  0. ,  0. ]),
      array([ 0. ,  0.5,  0. ]),
      array([ 0.5,  0.5,  0. ]),
      array([ 0. ,  0.5,  0.5])]
```

```
[4]: betaCo0 = betaCo.addbasis(betaCo.Wyckoffpos(np.array([0.5,0.,0.])), ['O'])
print(betaCo0)
```

```
#Lattice:
a1 = [ 0.  0.5  0.5]
a2 = [ 0.5  0.  0.5]
a3 = [ 0.5  0.5  0. ]
#Basis:
(Co) 0.0 = [ 0.  0.  0.]
(O) 1.0 = [ 0.  0.  0.5]
(O) 1.1 = [ 0.5  0.  0.5]
(O) 1.2 = [ 0.5  0.  0. ]
(O) 1.3 = [ 0.  0.5  0. ]
(O) 1.4 = [ 0.5  0.5  0. ]
(O) 1.5 = [ 0.  0.5  0.5]
```

```
[5]: Ojumpnetwork = betaCo0.jumpnetwork(1,0.5)
```

```
[6]: Odiffuser = onsager.Interstitial(betaCo0, 1, betaCo0.sitelist(1), Ojumpnetwork)
```

We need to analyze the geometry of our representative site; we get the position, then find the zero entry in the position vector, and work from there.

```
[7]: Ppara, Pperp, Pshear = -2.70, -4.30, 0.13
reppos = betaCo0.pos2cart(np.zeros(3), (1, Odiffuser.sitelist[0][0]))
perpindex = [n for n in range(3) if np.isclose(reppos[n], 0)][0]
paraindex = [n for n in range(3) if n != perpindex]
shearsign = 1 if reppos[paraindex[0]]*reppos[paraindex[1]] > 0 else -1
Pdipole = np.diag([Pperp if n == perpindex else Ppara for n in range(3)])
```

(continues on next page)

(continued from previous page)

```
Pdipole[paraindex[0], paraindex[1]] = shearsign*Pshear
Pdipole[paraindex[1], paraindex[0]] = shearsign*Pshear
Pdipole
```

```
[7]: array([[ -2.7 ,  0.13,  0.  ],
          [ 0.13, -2.7 ,  0.  ],
          [ 0.  ,  0.  , -4.3 ]])
```

```
[8]: nu0, Emig = 1e13, 0.91
nsites, njumps = len(Odiffuser.sitelist), len(Odiffuser.jumpnetwork)
betaCoOthermodict = {'pre': np.ones(nsites), 'ene': np.zeros(nsites),
                    'preT': nu0*np.ones(nsites), 'eneT': Emig*np.ones(nsites)}
beta = 1./(kB*300) # 300K
Llamb = Odiffuser.losstensors(betaCoOthermodict['pre'], beta*betaCoOthermodict['ene'],
                              [Pdipole],
                              betaCoOthermodict['preT'], beta*betaCoOthermodict['eneT'])
```

```
[9]: for (lamb, Ltens) in Llamb:
      print(lamb, crystal.FourthRankIsotropic(Ltens))

0.0619225494951 (0.0, 0.170666666666666686)
0.0412816996634 (2.4132664014743868e-32, 0.00337999999999999629)
```

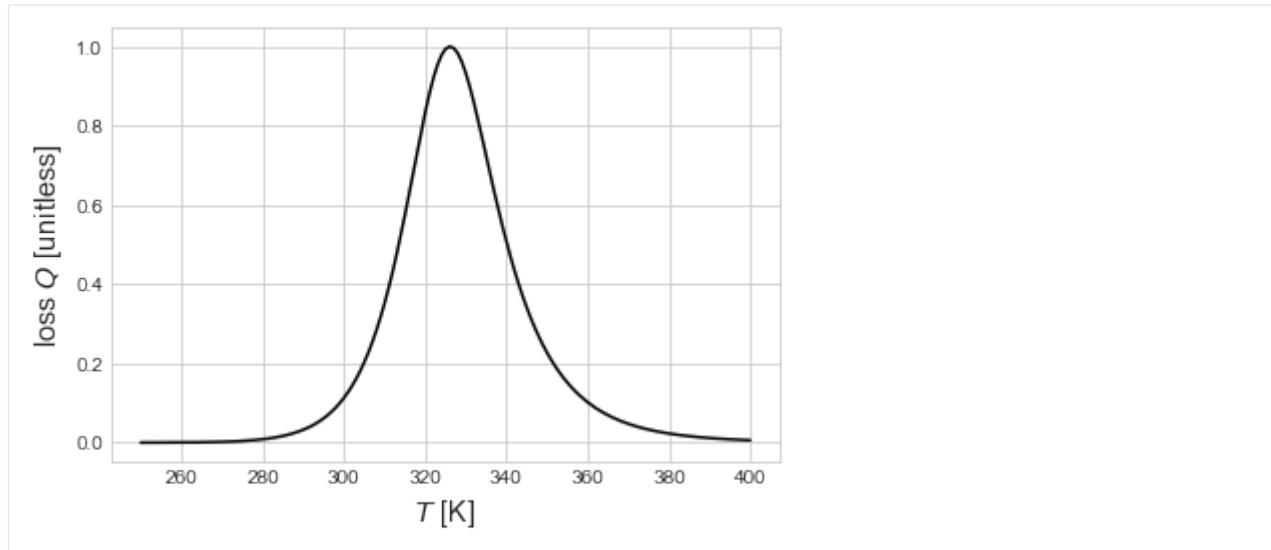
```
[10]: sh1 = crystal.FourthRankIsotropic(Llamb[0][1])[1]
sh2 = crystal.FourthRankIsotropic(Llamb[1][1])[1]
print(sh2/sh1)

0.0198046875
```

Internal friction resonance. We do loading at a frequency of 1 Hz.

```
[11]: nuIF = 1.
Trange = np.linspace(250,400,151)
shlist = []
for T in Trange:
    beta = 1./(kB*T)
    Llamb = Odiffuser.losstensors(betaCoOthermodict['pre'], beta*betaCoOthermodict['ene'],
                                  [Pdipole],
                                  betaCoOthermodict['preT'], beta*betaCoOthermodict['eneT'])
    f1,L1,f2,L2 = Llamb[0][0], Llamb[0][1], Llamb[1][0], Llamb[1][1]
    sh = crystal.FourthRankIsotropic(L1*nuIF*f1/(nuIF**2+f1**2) +
                                     L2*nuIF*f2/(nuIF**2+f2**2))[1]
    shlist.append(sh*kB*T)
shear = np.array(shlist)
```

```
[12]: fig, ax1 = plt.subplots()
ax1.plot(Trange, shear/np.max(shear), 'k')
ax1.set_ylabel('loss $Q$ [unitless]', fontsize='x-large')
ax1.set_xlabel('$T$ [K]', fontsize='x-large')
plt.show()
# plt.savefig('FCC-Co-0-loss.pdf', transparent=True, format='pdf')
```



Temperature where peak maximum is found?

```
[13]: Trange[np.argmax(shear)]
```

```
[13]: 326.0
```

3.8 Binary random alloy with dilute vacancy

Multiple approaches to the same model binary alloy, evaluated numerically.

3.8.1 Model

Our model is quite simple: there are A and B atoms, and one vacancy, in a periodic lattice. There is a concentration c_B of B atoms (solute). Only the vacancy is mobile. The thermodynamics are kept very simple: A, B, and vacancies have no interaction. There are only two rates in the problem: ν_A and ν_B which are the rates of vacancy-A and vacancy-B atom exchanges. Without loss of generality, we take $\nu_A = 1$, and the lattice constant to be 1. We will solve our problem on a square lattice.

3.8.2 Cases

We will study variation with concentration c_B (and $c_A = 1 - c_B$ for a dilute limit of vacancies), for three different choices of ν_B/ν_A :

1. $\nu_B = \nu_A$. This is the “tracer” case, and the most trivial.
2. $\nu_B = 4\nu_A$. This is the case of a “fast” diffuser. We could take much faster, but this begins to become limiting for KMC.
3. $\nu_B = 0$. This is the case of a frozen solute, which has a percolation limit at finite concentration of $c_B < 1$ where all diffusivities become 0.

3.8.3 Approaches

We consider multiple models to evaluate their accuracy:

1. *Kinetic Monte Carlo*. We evaluate on a finite “supercell” lattice; this involves generating new starting configurations, running for finite “long” times, and averaging over multiple initial configurations.
2. *Mean-field Green function*. These expressions are known analytically. We also include a residual-bias correction evaluated for the frozen solute case.
3. *Bias-basis approximation*. Also known analytically; this ends up having the same functional form as the MFGF, with a different crystal structure parameter.
4. *Generalized self-consistent mean-field*. We study different ranges of “effective Hamiltonian,” but solve using the most general case. This is equivalent to using all orders of cluster expansion out to a finite range of sites.

The 4 methods have different amounts of computational complexity.

```
[1]: import numpy as np
import matplotlib.pyplot as plt
plt.style.use('seaborn-whitegrid')
%matplotlib inline
from scipy import sparse
from scipy.sparse.linalg import minres
import pyamg # adaptive multigrid solver
import itertools
from tqdm import trange, tqdm_notebook # progress bar; not necessary, but helpful for long runs
```

```
[2]: # Turn off or on to run optional testing code in notebook:
# Also turns on / off progress bars
__TESTING__ = False
```

Setting up our simple square lattice:

```
[3]: dxlist = [np.array([1,0]), np.array([-1,0]), np.array([0,1]), np.array([0,-1])]
z = len(dxlist) # coordination number
d = len(dxlist[0]) # dimension
Nt = 3 # number of species (A + B + vacancy)
print(dxlist)

[array([1, 0]), array([-1, 0]), array([0, 1]), array([ 0, -1])]
```

3.8.4 Kinetic Monte Carlo functions

Below are some simple functions to run KMC simulations of diffusivity.

```
[4]: def make_connectivity(Npbc):
    """
    Makes an `Npbc` x `Npbc` square lattice, with Npbc. Returns a matrix of "connectivity"
    with dimensions (Nstates, coordination)

    :param Npbc: size of square lattice
    :return connectivity: array of (Nstates, coordination) where for each state,
        it gives the endpoint state for jump, indexed from our dxlist.
    """
    def toindex(nvec, Npbc):
```

(continues on next page)

(continued from previous page)

```

    return (nvec[0]%Npbc) + Npbc*(nvec[1]%Npbc)
def fromindex(n, Npbc):
    return (n%Npbc, n//Npbc)
Nsites = Npbc**d
connectivity = np.zeros((Nsites, z), dtype=int)
for n in range(Nsites):
    st, c = fromindex(n, Npbc), connectivity[n]
    for i, dx in enumerate(dxlist):
        c[i] = toindex((st[0]+dx[0], st[1]+dx[1]), Npbc)
return connectivity

```

```

[5]: if __TESTING__:
    conn = make_connectivity(16)
    for n, c in enumerate(conn):
        for m in c:
            if n not in conn[m]:
                print('Missing back connection from {} to {}'.format(n, m))

```

We define our system state very simply:

- index corresponding to the vacancy site position vacsite
- chemocc, an integer vector of length Nsites, where values of 0 = A, 1 = B. Note: the value of chemocc[vacsite] is undefined, but ignored.

Because everything is random, we place the vacancy at site 0.

```

[6]: def generate_state(cB, Ns):
    """
    Generate an initial configuration for a given concentration, number of sites.

    :param cB: concentration of B atoms (probability a site has a B atom)
    :param Ns: number of sites

    :return vacsite: index of site corresponding to vacancy position
    :return chemocc: vector of chemistries at each site
    """
    vacsite, chemocc = 0, np.random.choice((0,1), Ns, p=(1.-cB, cB))
    chemocc[vacsite] = -1
    return vacsite, chemocc

```

```

[7]: def KMC_diff(cB, nuB, connectivity, Nkmc=1, Nsamples=2**8, Nerror=2**4):
    """
    Runs KMC to determine Onsager transport coefficients. A few parameters determine how the run
    goes:

    :param cB: concentration of "solute"
    :param nuB: relative rate of solute-vacancy exchange
    :param Nkmc: number of jumps to include in a trajectory; this is a multiplier on the number of
    sites
    :param Nsamples: number of trajectories to sample to determine the diffusivity
    :param Nerror: number of averages to use to estimate stochastic error

    :returns Lab: transport coefficients, for the different chemistries
    :returns dLab: standard deviation in Lab
    """
    Nsites = connectivity.shape[0]

```

(continues on next page)

(continued from previous page)

```
Lmat, dLmat = np.zeros((Nt, Nt)), np.zeros((Nt, Nt))
for nerror in trange(Nerror, desc='L average',
                    leave=False, disable=not __TESTING__):
    Dmat = np.zeros((Nt,Nt))
    for nsamp in range(Nsamples):
        displace = [np.zeros(2), np.zeros(2), np.zeros(2)] # A, B, vacancy
        T = 0
        vacsite, chemocc = generate_state(cB, Nsites)
        # check to make sure there's an initial escape (important for nuB==0 only)
        if not((nuB == 0) and all(chemocc[j]==1 for j in connectivity[vacsite])):
            for nkmc in range(Nkmc*Nsites):
                # rate table: very simple
                rates = np.array([1. if chemocc[j]==0 else nuB
                                for j in connectivity[vacsite]])

                # escape time
                dT = 1./np.sum(rates)
                # select the jump
                jumptype = np.random.choice(z, p=dT*rates)
                # accumulate
                T += dT
                displace[-1] += dxlist[jumptype]
                newvac = connectivity[vacsite, jumptype]
                displace[chemocc[newvac]] -= dxlist[jumptype]
                # update state
                chemocc[vacsite] = chemocc[newvac]
                chemocc[newvac] = -1
                vacsite = newvac
            for c1 in range(Nt):
                for c2 in range(Nt):
                    Dmat[c1, c2] += np.dot(displace[c1], displace[c2])/(4*T)

    Dmat /= Nsamples
    Lmat += Dmat
    dLmat += Dmat**2
Lmat /= Nerror
dLmat /= Nerror
return Lmat, np.sqrt((dLmat - Lmat**2)/Nerror)
```

[8]: # Faster implementation using precalculated rate tables, and generating
all of the jump choices in advance, for the different environments

```
def KMC_diff_fast(cB, nuB, connectivity, Nkmc=1, Nsamples=2**8, Nerror=2**4):
    """
    Runs KMC to determine Onsager transport coefficients. A few parameters determine how the run
    goes:

    :param cB: concentration of "solute"
    :param nuB: relative rate of solute-vacancy exchange
    :param Nkmc: number of jumps to include in a trajectory; this is a multiplier on the number of
    sites
    :param Nsamples: number of trajectories to sample to determine the diffusivity
    :param Nerror: number of averages to use to estimate stochastic error

    :returns Lab: transport coefficients, for the different chemistries
    :returns dLab: standard deviation in Lab
    """
    Nsites = connectivity.shape[0]
```

(continues on next page)

(continued from previous page)

```

Lmat, dLmat = np.zeros((Nt, Nt)), np.zeros((Nt, Nt))

# setup some rate tables.
Nstates = 2**z
bitlist = [1 << i for i in range(z)] # mapping of index to bits
intdict = {}
for localchem in itertools.product((0,1), repeat=z):
    intdict[localchem] = sum(bitlist[i] for i, c in enumerate(localchem) if c)
def int2index(i):
    """Takes in an integer and returns the mapping"""
    return [ 1 if i&bitlist[n] else 0 for n in range(z)]

ratedict = np.zeros(Nstates)
probdict = np.zeros((Nstates, z))
for localchem in itertools.product((0,1), repeat=z):
    n = intdict[localchem]
    rates = np.array([1. if localchem[j]==0 else nuB for j in range(z)])
    if np.sum(rates) != 0:
        # escape time
        dT = 1./np.sum(rates)
        ratedict[n] = dT
        probdict[n,:] = dT*rates
    else:
        ratedict[n] = 0
        probdict[n,:] = np.array([1. for j in range(z)])

# setup some random guesses
Njumps = Nerror*Nsamples*Nsites*Nkmc # total number of jumps needed
ncount = np.zeros(Nstates, dtype=int)
randjumps = []
for n in range(Nstates):
    # estimate how many times we'll encounter a given environment:
    N = np.product([cB if c else (1.-cB) for c in int2index(n)])*Njumps
    N = 1+int(N + 3*np.sqrt(N)) # counting statistics; +3 standard deviations.
    ncount[n] = N-1
    if ratedict[n] > 0:
        randjumps.append(np.random.choice(z, N, p=probdict[n]))
    else:
        randjumps.append(np.array([0]))

for nerror in tnrange(Nerror, desc='L average',
                      leave=False, disable=not __TESTING__):
    Dmat = np.zeros((Nt,Nt))
    for nsamp in range(Nsamples):
        displace = [np.zeros(2, dtype=int),
                    np.zeros(2, dtype=int),
                    np.zeros(2, dtype=int)] # A, B, vacancy

        T = 0
        vacsite, chemocc = generate_state(cB, Nsites)
        # check to make sure there's an initial escape (important for nuB==0 only)
        if ratedict[intdict[tuple(chemocc[j] for j in connectivity[vacsite])]] != 0:
            for nkmc in range(Nsites*Nkmc):
                # rate table: very simple
                n = intdict[tuple(chemocc[j] for j in connectivity[vacsite])]
                # select the jump
                jumptype = randjumps[n][ncount[n]]

```

(continues on next page)

(continued from previous page)

```

        ncount[n] -= 1
        # accumulate escape time
        T += ratedict[n]
        displace[-1] += dxlist[jumptype]
        newvac = connectivity[vacsite, jumptype]
        displace[chemocc[newvac]] -= dxlist[jumptype]
        # update state
        chemocc[vacsite] = chemocc[newvac]
        chemocc[newvac] = -1
        vacsite = newvac
        # check that we don't need more jumps:
        if ncount[n] < 0:
            randjumps[n] = np.random.choice(z, randjumps[n].shape[0],
                                             p=probdict[n])
            ncount[n] = randjumps[n].shape[0]-1
        for c1 in range(Nt):
            for c2 in range(Nt):
                Dmat[c1, c2] += np.dot(displace[c1], displace[c2])/(4*T)
    Dmat /= Nsamples
    Lmat += Dmat
    dLmat += Dmat**2
    Lmat /= Nerror
    dLmat /= Nerror
    return Lmat, np.sqrt((dLmat - Lmat**2)/Nerror)

```

```

[9]: if __TESTING__:
    L, dL = KMC_diff(0.5, 2., make_connectivity(8))
    print(L)
    print(dL)

```

```

[10]: def percolation_diff(cB, connectivity, Nsamples=2**4, Nerror=2**4):
    """
    Directly computes diffusivity for a percolation problem (nuB==0)

    :param cB: concentration of "solute"
    :param Nsamples: number of configurations to sample to determine the diffusivity
    :param Nerror: number of averages to use to estimate stochastic error

    :returns Lab: transport coefficients, for the different chemistries
    :returns dLab: standard deviation in Lab
    """
    Nsites = connectivity.shape[0]
    Lmat, dLmat = 0., 0.
    for nerror in trange(Nerror, desc='L average', leave=False, disable=not __TESTING__):
        Dmat = 0
        for nsamp in range(Nsamples):
            D0 = 0
            vacsite, chemocc = generate_state(cB, Nsites)
            # break into connected domains (a list of connected networks)
            # first get a set of sites that are not B atoms
            asites = set(n for n,c in enumerate(chemocc) if c!=1)
            while asites:
                # try to create a new network:
                n = asites.pop() # first member, random
                # two sets: the network being constructed, sites to branch from
                net, remainders = {n}, {n}

```

(continues on next page)

(continued from previous page)

```

while remainders:
    # grab a new member whose connections we'll check:
    n = remainders.pop()
    for m in connectivity[n]:
        if m in asites:
            # m is in asites if we've not already checked its connections
            net.add(m)
            remainders.add(m)
            asites.remove(m) # remove it from the global list
if len(net)<2: continue
D0 = 0
sitelist = [n for n in net]
siteindex = {n:i for i,n in enumerate(sitelist)}
Ilist, Jlist, Vlist, blist = [], [], [], []
for i,n in enumerate(sitelist):
    conn = connectivity[n]
    b0, d0 = 0., 0.
    for m, dx in zip(conn, dxlist):
        try:
            j = siteindex[m]
            d0 += 1.
            Ilist.append(i)
            Jlist.append(j)
            Vlist.append(1.)
            b0 += dx[0]
        except KeyError:
            pass
    blist.append(b0)
    Ilist.append(i)
    Jlist.append(i)
    Vlist.append(-d0)
    D0 += d0
bvec = np.array(blist)
W = sparse.csr_matrix((Vlist, (Ilist, Jlist)),
                      shape=(len(sitelist),len(sitelist)))
etabar,info = minres(W, bvec, x0=np.random.rand(W.shape[0]), tol=1e-8)
if info!=0: print('got {} return from minres'.format(info))
etabar -= np.average(etabar)
Dmat += (0.25*D0 + np.dot(bvec, etabar))/Nsites
# Dmat += 0.25*D0/Nsites

Dmat /= Nsamples
Lmat += Dmat
dLmat += Dmat**2
Lmat /= Nerror
dLmat /= Nerror
return Lmat, np.sqrt((dLmat - Lmat**2)/Nerror)

```

3.8.5 Mean-field Green function solution

These are simple analytic expressions; the built in crystal structure “parameter” is gamma, which is a function of the dilute tracer correlation coefficient (f) for a square lattice,

$$\gamma = \frac{f+1}{f-1}$$

We can get the bias as a solution by replacing this value with z , the coordination number.

which corresponds to a dilute tracer correlation coefficient of $f = 1 - 2/(z + 1)$. The analytic solution for the square lattice is $f = 1 - 2/(z + 1)$.

```
[11]: def Danalytic(cB, nuB, gamma = -(np.pi)/(np.pi-2)):
    """
    Analytic GF solution.

    :param cB: concentration of "solute"
    :param nuB: relative rate of solute-vacancy exchange
    :param gamma: optional parameter. This is (f+1)/(f-1) for full correlation, or -z for bias
    ↪basis.

    :returns Lab: transport coefficients, for the different chemistries
    """
    cA, nuA = 1.-cB, 1.
    nuave = cA*nuA + cB*nuB
    bv = cA*(nuave-nuA) - cB*(nuave-nuB)
    g = 1./(gamma*nuave - (2*nuA + 2*nuB - 3*nuave))
    DAA = cA*nuA + 2*cA*cB*nuA*nuA*g
    DBB = cB*nuB + 2*cA*cB*nuB*nuB*g
    DAB = -2*cA*cB*nuA*nuB*g
    DvA = -cA*nuA + nuA*bv*g
    DvB = -cB*nuB - nuB*bv*g
    Dvv = nuave + cA*cB*((nuA-nuB)**2)*g
    return np.array([[DAA, DAB, DvA], [DAB, DBB, DvB], [DvA, DvB, Dvv]])
```

The **residual bias correction** allows for any linear basis solution, such as the mean-field Green function solution, to be corrected by using the residual bias as a new basis. For the percolation problem, we can construct an analytic expression that involves numerical terms to be evaluated.

```
[37]: def Dbiascorrect(cB):
    """
    Residual-bias corrected SCGF solution; only for nuB = 0, just returns DAA,
    which is already divided by cA.

    :param cB: concentration of "solute"

    :returns DAA: transport coefficient (diffusivity) of A.
    """
    # check edge cases first:
    if np.isclose(cB,1):
        return 0.
    return (1.-cB)/(1.+0.1415926534*cB) + \
        (-0.01272990905*cB + 4.529059154*cB**2 - 399.7080744*cB**3 - \
        561.6483202*cB**4 + 665.0100411*cB**5 + 622.9427624*cB**6 - \
        379.2388949*cB**7 + 48.12615674*cB**8)/\
        (1. + 361.2297602*cB + 590.7833342*cB**2 + 222.4121227*cB**3 + \
        307.7589952*cB**4 + 208.3266238*cB**5 - 52.05560275*cB**6 - \
        24.0423294*cB**7 - 1.884593043*cB**8)
```

```
[13]: if __TESTING__:
    LGF = Danalytic(0.5, 2.)
    Lbb = Danalytic(0.5, 2., gamma = -z)
    print(LGF)
    print(Lbb)
```

3.8.6 Generalized self-consistent mean-field method

In this approach, we expand a basis set entirely from the local chemistry around the vacancy. By doing this explicitly in terms of the states, we capture all possible cluster expansions out to a fixed range. The computational complexity grows quite rapidly, so we keep the cutoff a bit short, as it grows like 2^n for n sites around the vacancy.

First, we make lists of the sites we want to consider:

```
[14]: sitelists = [dxlist.copy()]
      for shell in [[np.array([1,1]), np.array([1,-1]), np.array([-1,1]), np.array([-1,-1]),
                      [np.array([2,0]), np.array([-2,0]), np.array([0,2]), np.array([0,-2]),
                      [np.array([2,1]), np.array([2,-1]), np.array([-2,1]), np.array([-2,-1]),
                      [np.array([1,2]), np.array([-1,2]), np.array([1,-2]), np.array([-1,-2]),
                      [np.array([2,2]), np.array([2,-2]), np.array([-2,2]), np.array([-2,-2])]]:
          sitelists.append(sitelists[-1].copy() + shell)
      if __TESTING__:
          for s in sitelists:
              print(len(s), s)
```

Next, we make a function which constructs all of the necessary information for the states to make the Wbar and bbar matrices corresponding to our sitelists. It is recommended, that for a given sitelist, this only be done once, as it can be reused to make Wbar and bbar for different concentrations and rates.

Next: we are going to run through and construct our mappings. Here is what we will store:

- For each basis function (indexed by n), we will store a list of other basis functions to which it can transition; the rate type (0 or 1), and the probability factor as a tuple (nA , nB). This will be used to construct the off-diagonal components of Wbar.
- For each basis function, we will store the diagonal information as a probability factor and a single integer, which counts the number of nuB type of jumps (which is consistent with the off-diagonal components).
- For each basis function, the bias factors involve the same probability factor as the diagonal information. We don't bother computing both x and y , but rather get the A and B components ($bV = -bA - bB$). The rate information for xA is either +1 ($==+nuA$), 0 ($==0$) or -1 ($== -nuA$), and similar for B . WLOG, we look at the x component. So we can include this with the diagonal information.

```
[15]: def make_Wbarlists(sitelist):
      """
      Takes in a list of sites, and constructs two lists that contain all the information
      needed to make Wbar and bbar.
      :param sitelist: list of sites to include
      :returns Wbarlist: list of information to construct off-diagonal components of Wbar
      :returns Wbardia: list of information to construct diagonal components of Wbar *and* bbar
      ↪vector
      """
      # helper functions and analysis:
      Nsites = len(sitelist)
      Nstates = 2**Nsites
      bitlist = [1 << i for i in range(Nsites)] # mapping of index to bits, equivalent to 2**i
      def index2int(lis):
          """Takes a list returns the integer mapping"""
          return sum(bitlist[i] for i, c in enumerate(lis) if c)
      def int2index(i):
          """Takes in an integer and returns the mapping"""
          return [1 if i&bitlist[n] else 0 for n in range(Nsites)]
```

(continues on next page)

(continued from previous page)

```

# lists for shifts:
# * `shiftlist` contains the new bit in the translated basis if that position is set in the
current list
# * `unsetbitlist` contains the list of bits that are "missing", and hence free to be set.
shiftlist = []
unsetbitlist = []
for dx in dxlist:
    shifts = []
    for site in sitelist:
        if np.array_equal(site, dx):
            newsite = -dx
        else:
            newsite = site - dx
        # is that a site that we are tracking?
        try:
            newbit = bitlist[ [np.array_equal(newsite, s) for s in sitelist].index(True) ]
        except ValueError:
            newbit = 0
        shifts.append(newbit)
    shiftlist.append(shifts)
    unsetbitlist.append([b for b in bitlist if b not in shifts])

Wbarlist = []
Wbarddiag = []
Nnew = len(unsetbitlist[0]) # how many unset bits are there?
for n in trange(Nstates, disable=not __TESTING__):
    lis = int2index(n)
    nB = sum(1 for c in lis if c)
    nA = Nsites-nB
    p = (nA, nB)
    # counters for our jumptype:
    nuBt, nuAx, nuBx = 0, 0, 0
    # now, run through our jumps (dx)
    Wbarentries = []
    for njump, dx, shifts, unsetbits in zip(itertools.count(), dxlist, shiftlist,
unsetbitlist):
        jumptype = 1 if lis[njump] == 1 else 0
        if jumptype:
            # we count how often nuB appears:
            nuBt += 1
            nuBx -= np.sign(dx[0])
        else:
            nuAx -= np.sign(dx[0])
        # construct all of the end states that should appear
        basebits = sum(shifts[i] for i, c in enumerate(lis) if c)
        for cnew in itertools.product((0,1), repeat=Nnew):
            newnB = sum(1 for c in cnew if c)
            newnA = Nnew - newnB
            endstate = basebits + sum(unsetbits[i] for i, c in enumerate(cnew) if c)
            Wbarentries.append((endstate, (nA+newnA, nB+newnB), jumptype))
    Wbarlist.append(Wbarentries)
    Warddiag.append((p, nuBt, nuAx, nuBx))
return Wbarlist, Warddiag

```

```

[16]: if __TESTING__:
    Wbarlist, Warddiag = make_Wbarlists(sitelists[1])

```

(continues on next page)

(continued from previous page)

```
print(Wbarlist[:10])
print(Wbarddiag[:10])
```

Function to construct Wbar and bbar for a given concentration and rate.

```
[17]: def make_Wbar_bbar(cB, nuB, Wbarlist, Wbarddiag):
    """
    Takes in the analysis from our "cluster expansion" generator above and constructs
    corresponding matrices.

    :param cB: concentration of "solute"
    :param nuB: relative rate of solute-vacancy exchange
    :param Wbarlist: output from make_Wbarlist
    :param Wbarddiag: output from make_Wbarlist

    :returns Wbar: sparse matrix representation of Wbar
    :returns bbar: vector of biases, only in the x direction.
    """
    Nstates = len(Wbarddiag)
    Nsites = int(np.log2(Nstates))
    cA, nuA = 1-cB, 1.
    nubase = len(dxlist)*nuA
    nudiff = nuB-nuA
    nubar = cA*nuA + cB*nuB
    lncA, lncB = np.log(cA), np.log(cB) # for doing powers quickly
    probdict = {}
    for nA in range(2*Nsites+1):
        for nB in range(2*Nsites+1):
            probdict[(nA, nB)] = np.exp(nA*lncA + nB*lncB)

    # Wbarmatrix, bbar = np.zeros((Nstates, Nstates)), np.zeros((Nstates, 2))
    bbar = np.zeros((Nstates, Nt)) # A, B, vac
    # sparse matrix version of Wbarmatrix
    Ilist, Jlist, Vlist = [], [], [] # sparse matrix version
    for n, Wbareentries, (ptup, nuBt, nuAx, nuBx) in \
        tqdm_notebook(zip(itertools.count(), Wbarlist, Wbarddiag), total=Nstates,
            leave=False, disable=not __TESTING__):
        # diagonal first
        p = probdict[ptup]
        bbar[n,:] = p*nuA*nuAx, p*nuB*nuBx, -p*(nuB*nuBx+nuA*nuAx)
        Il, Jl, Vl = [n], [n], [-p*(nubase+nuBt*nudiff)]
        jdict = {n: 0}
        if Vl[0] != 0:
            # now the off-diagonal
            for (m, pnewtup, jtype) in Wbareentries:
                w = probdict[pnewtup]*(nuB if jtype else nuA)
                if m in jdict:
                    Vl[jdict[m]] += w
                else:
                    jdict[m] = len(Vl)
                    Il.append(m)
                    Jl.append(m)
                    Vl.append(w)
    Ilist += Il
    Jlist += Jl
    Vlist += Vl
```

(continues on next page)

(continued from previous page)

```
Wbarmatrix = sparse.csr_matrix((Vlist, (Ilist, Jlist)), shape=(Nstates,Nstates))
del(Ilist, Jlist, Vlist) # garbage collect
return Wbarmatrix, bbar
```

```
[18]: if __TESTING__:
    Wbarlist, Wbarddiag = make_Wbarlists(sitelists[0])
    Wbar, bbar = make_Wbar_bbar(0.5, 2, Wbarlist, Wbarddiag)
    print(Wbar)
    print(bbar)
```

```
[19]: def SCMF_diff(cB, nuB, Wbarlist, Wbarddiag):
    """
    Computes the transport coefficients using the generalized SCMF

    :param cB: concentration of "solute"
    :param nuB: relative rate of solute-vacancy exchange
    :param Wbarlist: output from make_Wbarlist
    :param Wbarddiag: output from make_Wbarlist

    :returns Lab: transport coefficients, for the different chemistries
    """
    # uncorrelated first:
    cA, nuA = 1-cB, 1.
    nubar = cA*nuA + cB*nuB
    L0 = np.array([[cA*nuA, 0, -cA*nuA], [0, cB*nuB, -cB*nuB], [-cA*nuA, -cB*nuB, nubar]])
    # correlated:
    Wbar, bbar = make_Wbar_bbar(cB, nuB, Wbarlist, Wbarddiag)
    x0 = np.random.rand(Wbar.shape[0])
    # ml = pyamg.smoothed_aggregation_solver(Wbar, symmetry='symmetric', max_coarse=10)
    # etabar = np.array([ml.solve(bbar[:,0], x0=x0, tol=1e-8),
    #                    ml.solve(bbar[:,1], x0=x0, tol=1e-8),
    #                    ml.solve(bbar[:,2], x0=x0, tol=1e-8)]).T
    etabar = np.array([minres(Wbar, bbar[:,0], x0=x0, tol=1e-8)[0],
                       minres(Wbar, bbar[:,1], x0=x0, tol=1e-8)[0],
                       minres(Wbar, bbar[:,2], x0=x0, tol=1e-8)[0]]).T
    etaave = np.average(etabar, axis=0)
    etabar -= etaave
    return L0 + np.dot(etabar.T, bbar)
```

```
[20]: if __TESTING__:
    Wbarlist, Wbarddiag = make_Wbarlists(sitelists[0])
    print(SCMF_diff(0.5, 2, Wbarlist, Wbarddiag))
```

Now, setup different levels of SCMF cluster expansions:

```
[21]: NSCMF = 4 # maximum depth in the sitelists we'll go; 5 requires 1M states, 6 requires 16M states.
Wbarlists = [make_Wbarlists(sitelists[n]) for n in range(NSCMF)]
```

Case 1: $\nu_B = \nu_A$

We'll run through a set of calculations for the transport coefficients using our 4 different approaches, to compare how they each perform.

```
[22]: # KMC parameters that we'll use throughout:
connectivity = make_connectivity(64) # 4096 sites.
Nkmc, Nsamples, Nerror = 1, 256, 32

[23]: # data collection parameters we will use throughout
NdivKMC, NdivGF, NdivSCMF = 16, 1024, 64 # KMC is least efficient, SCMF next least, GF very fast.
conc_KMC = np.linspace(0, 1, num=NdivKMC+1)[1:-1] # leave out c=0,1
conc_GF = np.linspace(0, 1, num=NdivGF+1)
conc_SCMF = np.linspace(0, 1, num=NdivSCMF+1)[1:-1] # leave out c=0,1

# dictionary of results: keys will be 1 (equal), 4 (fast diffuser), 0 (stopped solute)
Diff_results = {}

[24]: nuB = 1.

[25]: L_KMC, dL_KMC = [], []
for cB in tqdm_notebook(conc_KMC, disable=not __TESTING__):
    Lab, dLab = KMC_diff_fast(cB, nuB, connectivity, Nkmc, Nsamples, Nerror)
    L_KMC.append(Lab)
    dL_KMC.append(dLab)

[26]: L_GF, L_bb = [], []
for cB in conc_GF:
    Lab = Danalytic(cB, nuB)
    L_GF.append(Lab)
    Lab = Danalytic(cB, nuB, gamma=-z)
    L_bb.append(Lab)

[27]: L_SCMF = [list() for n in range(len(Wbarlists))]
for cB in tqdm_notebook(conc_SCMF, disable=not __TESTING__):
    for n, (Wbarlist, Wbardiag) in enumerate(Wbarlists):
        Lab = SCMF_diff(cB, nuB, Wbarlist, Wbardiag)
        L_SCMF[n].append(Lab)

[28]: # list of dictionary of results
Diff_results[1] = {"L_KMC": L_KMC, "dL_KMC": dL_KMC, "L_GF": L_GF, "L_bb": L_bb, "L_SCMF": L_SCMF}
```

Case 2: $\nu_B = 4\nu_A$

Next, the fast diffuser.

```
[29]: nuB = 4.

[30]: L_KMC, dL_KMC = [], []
for cB in tqdm_notebook(conc_KMC, disable=not __TESTING__):
    Lab, dLab = KMC_diff_fast(cB, nuB, connectivity, Nkmc, Nsamples, Nerror)
    L_KMC.append(Lab)
    dL_KMC.append(dLab)

[31]: L_GF, L_bb = [], []
for cB in conc_GF:
    Lab = Danalytic(cB, nuB)
```

(continues on next page)

(continued from previous page)

```
L_GF.append(Lab)
Lab = Danalytic(cB, nuB, gamma=-z)
L_bb.append(Lab)
```

```
[32]: L_SCMF = [list() for n in range(len(Wbarlists))]
      for cB in tqdm_notebook(conc_SCMF, disable=not __TESTING__):
          for n, (Wbarlist, Wbardiag) in enumerate(Wbarlists):
              Lab = SCMF_diff(cB, nuB, Wbarlist, Wbardiag)
              L_SCMF[n].append(Lab)
```

```
[33]: # list of dictionary of results
      Diff_results[4] = {"L_KMC": L_KMC, "dL_KMC": dL_KMC, "L_GF": L_GF, "L_bb": L_bb, "L_SCMF": L_SCMF}
```

Case 3: $\nu_B = 0$

Finally, the fixed solute. Should include a percolation threshold where $L^{AA} \rightarrow 0$ for $c_B < 1$.

```
[34]: nuB = 0.
```

```
[35]: L_KMC, dL_KMC = [], []
      for cB in tqdm_notebook(conc_KMC, disable=not __TESTING__):
          Lab, dLab = KMC_diff_fast(cB, nuB, connectivity, Nkmc, Nsamples, Nerror)
          L_KMC.append(Lab)
          dL_KMC.append(dLab)
```

```
[38]: L_GF, L_bb, L_GFrbc = [], [], []
      for cB in conc_GF:
          Lab = Danalytic(cB, nuB)
          L_GF.append(Lab)
          Lab = Danalytic(cB, nuB, gamma=-z)
          L_bb.append(Lab)
          Lab = Dbiascorrect(cB)
          L_GFrbc.append(Lab)
```

```
[39]: L_SCMF = [list() for n in range(len(Wbarlists))]
      for cB in tqdm_notebook(conc_SCMF, disable=not __TESTING__):
          for n, (Wbarlist, Wbardiag) in enumerate(Wbarlists):
              Lab = SCMF_diff(cB, nuB, Wbarlist, Wbardiag)
              L_SCMF[n].append(Lab)
```

```
[40]: # percolation runner
      perc_connectivity = make_connectivity(256) # 65536 sites.
      L_perc, dL_perc = [], []
      for cB in tqdm_notebook(conc_KMC, disable=not __TESTING__):
          Lab, dLab = percolation_diff(cB, perc_connectivity)
          L_perc.append(Lab)
          dL_perc.append(dLab)
```

```
[41]: # list of dictionary of results
      Diff_results[0] = {"L_KMC": L_KMC, "dL_KMC": dL_KMC,
                        "L_GF": L_GF, "L_GFrbc": L_GFrbc,
                        "L_bb": L_bb, "L_SCMF": L_SCMF,
                        "L_perc": L_perc, "dL_perc": dL_perc}
```

Analysis

All of our analysis and development of plots from our data.

```
[42]: for c, Lab, dLab, Labperc, dLabperc in zip(conc_KMC,
        Diff_results[0]['L_KMC'], Diff_results[0]['dL_KMC'],
        Diff_results[0]['L_perc'], Diff_results[0]['dL_perc']):
    print(c, Lab[0,0], dLab[0,0]/Lab[0,0], Labperc, dLabperc/Labperc)

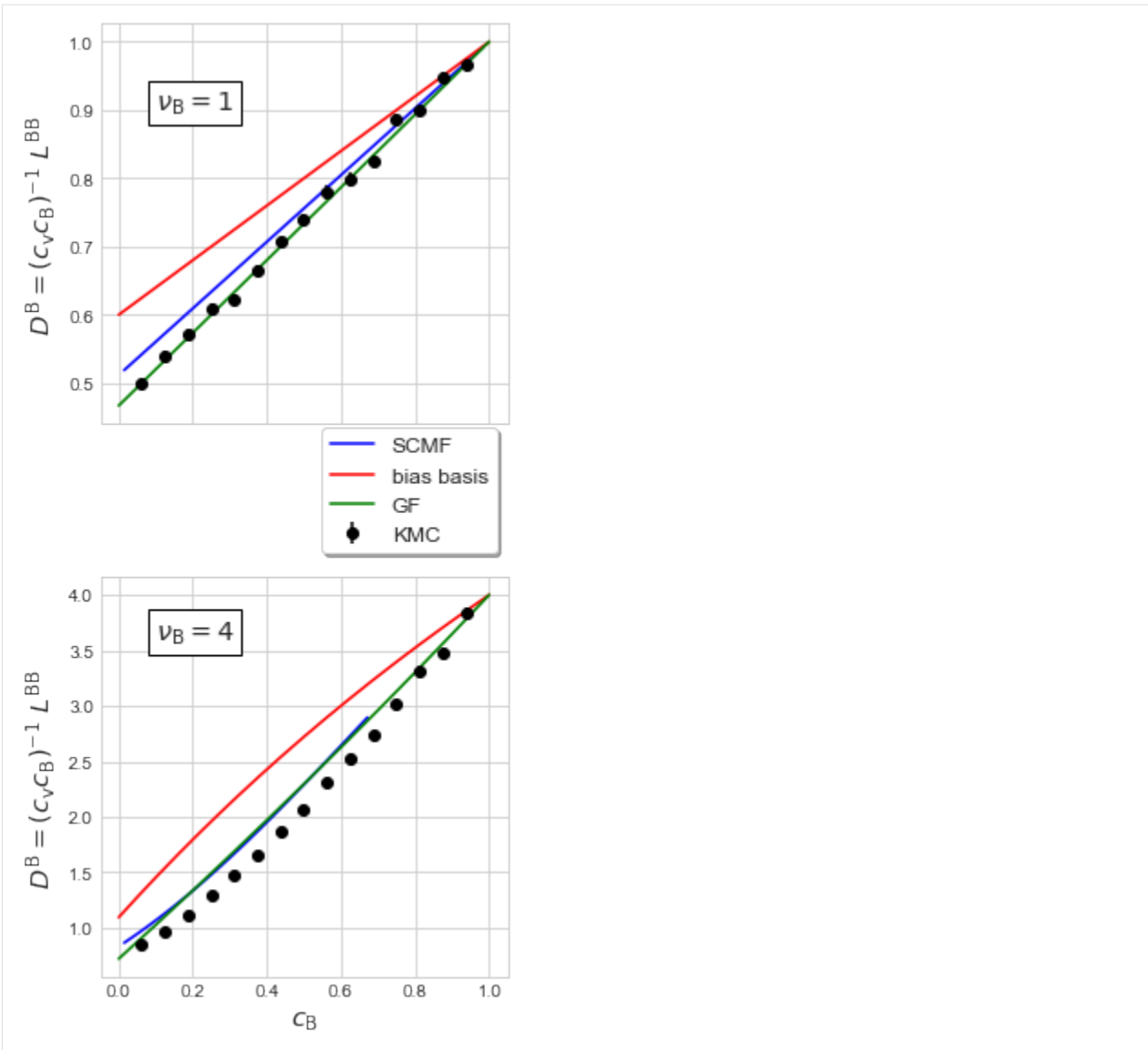
0.0625 0.8629499174066048 0.008451011119766117 0.808514204008143 0.0002585545108616046
0.125 0.7115697231954404 0.009921893400274457 0.6273008984248463 0.0003829601585262315
0.1875 0.5607261008620464 0.010417625306137194 0.45689939798052454 0.0004799456579681356
0.25 0.4009898434562457 0.00946024555540577 0.29931744009480565 0.0010851038023369996
0.3125 0.24339044479727687 0.011061480030178357 0.1573835169823426 0.0023167579308859634
0.375 0.10776475515197109 0.014321499605599752 0.03981578389073146 0.011404987756544586
0.4375 0.03021514989547705 0.019122745284185092 -7.164314792472541e-05 -0.5579909509397684
0.5 0.006602982151677691 0.02287548851043285 5.9485437404650915e-05 0.8004890875491952
0.5625 0.0018585020152682022 0.026275104510385415 -6.768107402924543e-05 -0.7740423133698235
0.625 0.000693910501205702 0.02488514676332758 -1.2397766105082957e-05 -3.0455336259450414
0.6875 0.0003002182528832531 0.03238746362895716 -4.4077634793503446e-05 -0.718143755210495
0.75 0.0001370547702228491 0.031520213106036234 4.8995018004773915e-05 0.6857389712553215
0.8125 5.970586962547377e-05 0.03551091744653467 2.8431415557900553e-05 0.7472079788338198
0.875 2.210295267998805e-05 0.04479276192266607 2.2947788238525343e-05 1.208548673871216
0.9375 5.100558913274012e-06 0.07347474790648414 2.861022949218694e-06 2.9156620293588182

[43]: # 1: KMC, 2: GF, 3: bias basis, 4: SCMF
component, ylabel = (1,1), "$D^{\rm B}=(c_{\rm v}c_{\rm B})^{-1} L^{\rm BB}$"
plt.rcParams['figure.figsize'] = (4,8)

fig, ax1 = plt.subplots(nrows=2, ncols=1, sharex=True)
for ncase, ax in zip((1, 4), ax1):

    cL1 = np.array([[c, Lab[component]/c, dLab[component]/c] for c, Lab, dLab in
        zip(conc_KMC, Diff_results[ncase]['L_KMC'], Diff_results[ncase]['dL_KMC'])])
    cL2 = np.array([[c, Lab[component]/c] for c, Lab in zip(conc_GF, Diff_results[ncase]['L_GF'])])
    if c!=0])
    cL3 = np.array([[c, Lab[component]/c] for c, Lab in zip(conc_GF, Diff_results[ncase]['L_bb'])])
    if c!=0])
    cL4 = np.array([[c, Lab[component]/c] for c, Lab in zip(conc_SCMF, Diff_results[ncase]['L_SCMF
    '][3])

        if np.abs(Lab[component])<2])
    ax.plot(cL4[:,0], cL4[:,1], 'b', label='SCMF')
    ax.plot(cL3[:,0], cL3[:,1], 'r', label='bias basis')
    ax.plot(cL2[:,0], cL2[:,1], 'g', label='GF')
    ax.errorbar(cL1[:,0], cL1[:,1], yerr=cL1[:,2], fmt='ko', label='KMC')
    ax.set_ylabel(ylabel, fontsize='x-large')
    ax.text(0.1, 0.9*ncase, "$\nu_{\rm B}=" + "{}$".format(ncase),
        fontsize='x-large', bbox={'facecolor': 'white'})
    ax.legend(bbox_to_anchor=(0.5,1.1,0.5,0.3), ncol=1, shadow=True,
        frameon=True, fontsize='large', framealpha=1.)
    ax.set_xlabel('$c_{\rm B}$', fontsize='x-large')
    plt.tight_layout()
    plt.show()
    # plt.savefig('solute-diffusivity.pdf', transparent=True, format='pdf')
```



```
[48]: # 1: KMC, 2: GF, 3: bias basis, 4: SCMF
component, ylabel = (0,0), "$D^{\rm A}=(c_v c_A)^{-1} L^{\rm AA}$"
plt.rcParams['figure.figsize'] = (4,8)

fig, ax1 = plt.subplots(nrows=2, ncols=1, sharex=True)
for ncase, ax in zip((0, 4), ax1):

    cL1 = np.array([[c, Lab[component]/(1-c), dLab[component]/(1-c)] for c, Lab, dLab in
                    zip(conc_KMC, Diff_results[ncase]['L_KMC'], Diff_results[ncase]['dL_KMC'])])
    if ncase==0:
        cL1p = np.array([[0,1,0]] + [[c, Lab/(1-c), dLab/(1-c)] for c, Lab, dLab in
                                     zip(conc_KMC, Diff_results[ncase]['L_perc'], Diff_results[ncase]['dL_perc
        cL2p = np.array([[c, Lab] for c, Lab in zip(conc_GF, Diff_results[ncase]['L_GFrbc']) if c!=
        cL2 = np.array([[c, Lab[component]/(1-c)] for c, Lab in zip(conc_GF, Diff_results[ncase]['L_GF
        if c!=1])]) if c!=1])
```

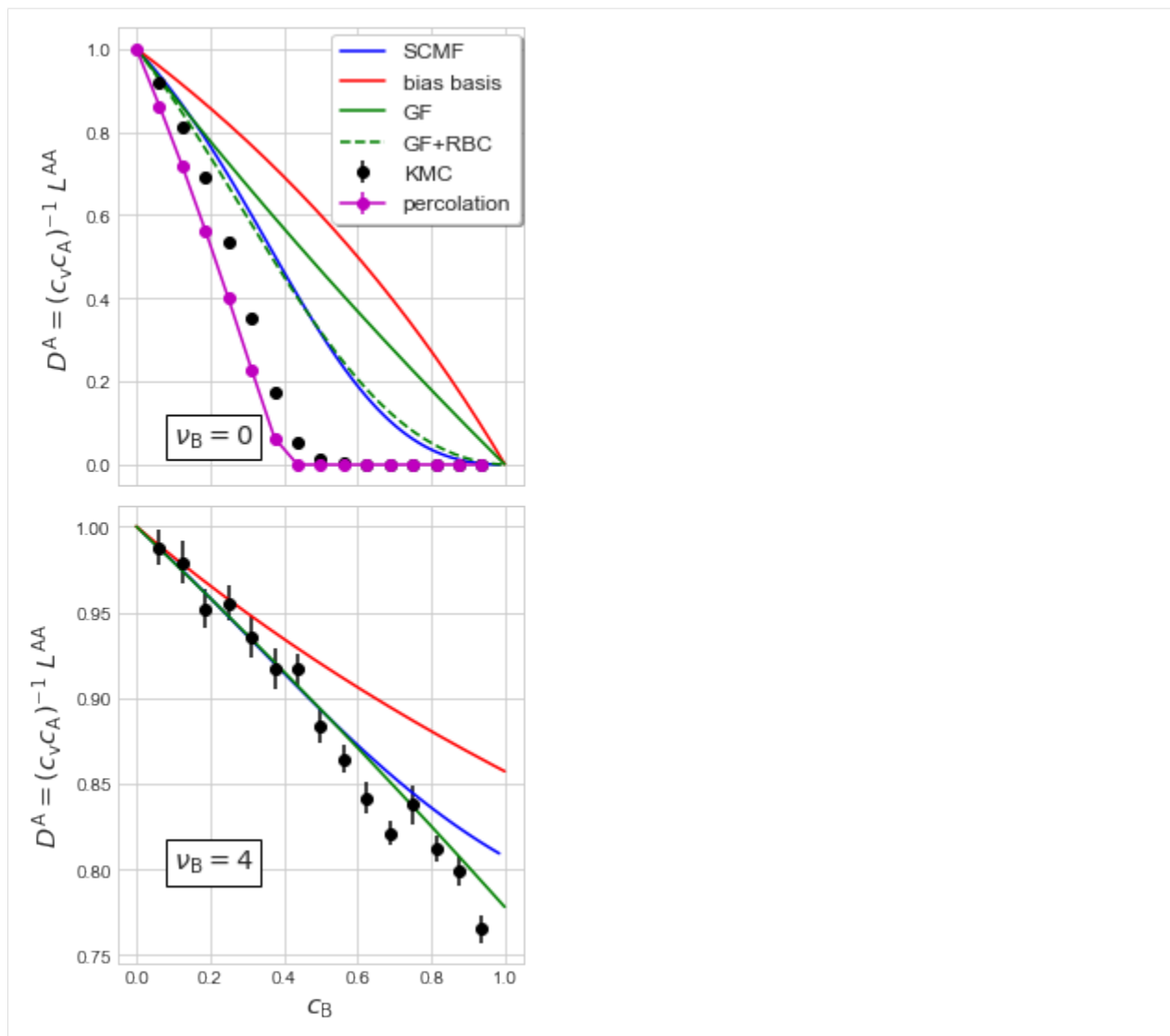
(continues on next page)

(continued from previous page)

```

    cL3 = np.array([[c, Lab[component]/(1-c)] for c, Lab in zip(conc_GF, Diff_results[ncase]['L_bb
↪']) if c!=1])
    cL4 = np.array([[c, Lab[component]/(1-c)] for c, Lab in zip(conc_SCMF, Diff_results[ncase]['L_
↪SCMF'][:3])
                    if np.abs(Lab[component])<2])
    ax.plot(cL4[:,0], cL4[:,1], 'b', label='SCMF')
    ax.plot(cL3[:,0], cL3[:,1], 'r', label='bias basis')
    ax.plot(cL2[:,0], cL2[:,1], 'g', label='GF')
    if ncase==0: ax.plot(cL2p[:,0], cL2p[:,1], 'g--', label='GF+RBC')
    ax.errorbar(cL1[:,0], cL1[:,1], yerr=cL1[:,2], fmt='ko', label='KMC')
    if ncase==0: ax.errorbar(cL1p[:,0], cL1p[:,1], yerr=cL1p[:,2],
                           fmt='mo-', label='percolation')
    ax.set_ylabel(ylabel, fontsize='x-large')
    ax.text(0.1, 0.05 if ncase==0 else 0.8, "$\\nu_{\\rm B}=" + "{}$".format(ncase), fontsize='x-
↪large', bbox={'facecolor': 'white'})
    ax1[0].legend(bbox_to_anchor=(0.5,0.55,0.5,0.3), ncol=1, shadow=True,
                 frameon=True, fontsize='large', framealpha=1.)
    ax.set_xlabel('$c_{\\rm B}$', fontsize='x-large')
    plt.tight_layout()
    plt.show()
    # plt.savefig('solvent-diffusivity.pdf', transparent=True, format='pdf')

```



MODULES

Modules in Onsager code for automated computation of diffusivity for interstitial and vacancy mediated diffusion.

4.1 Crystal

Crystal:

The crystal module defines the `crystal` class, and `GroupOp` for group operations.

Crystal class

Class to store definition of a crystal, along with some analysis 1. geometric analysis (nearest neighbor displacements) 2. space group operations 3. point group operations for each basis position 4. Wyckoff position generation (for interstitials)

`crystal.CombineTensorBasis(b1, b2, symmetric=True)`

Combines (intersects) two tensor spaces into one; uses SVD to compute null space.

Parameters

- **b1** – list of tensors
- **b2** – list of tensors

Return tensorbasis list of 2nd-rank symmetric tensors making up the basis

`crystal.CombineVectorBasis(b1, b2)`

Combines (intersects) two vector spaces into one.

Parameters

- **b1** – (dim, vect) – dimensionality (0..3), vector defining line direction (1) or plane normal (2)
- **b2** – (dim, vect)

Return dim dimensionality, 0..3

Return vect vector defining line direction (1) or plane normal (2)

class `crystal.Crystal(lattice, basis, chemistry=None, spins=None, NOSYM=False, noreduce=False, threshold=1e-08)`

A class that defines a crystal, as well as the symmetry analysis that goes along with it. Now includes optional spins. These can be vectors or “scalar” spins, for which we need to consider a phase factor. In general, they can be complex. Ideally, they should have magnitude either 0 or 1.

Specified by a lattice (3 vectors), a basis (list of lists of positions in direct coordinates). Can also name the elements (chemistry), and specify spin degrees of freedom.

classmethod `BCC(a0, chemistry=None)`

Create a body-centered cubic crystal with lattice constant a0

Parameters `a0` – lattice constant

Return BCC crystal

classmethod `FCC(a0, chemistry=None)`

Create a face-centered cubic crystal with lattice constant a0

Parameters `a0` – lattice constant

Return FCC crystal

FullVectorBasis(*chem=None*)

Generate our full vector basis, using the information from our crystal

Parameters `chem` – (optional) chemical index to consider; otherwise return a list of such

Return `VBfunctions` (list) of our unique vector basis lattice functions, normalized; each is an array (NVbasis x Nsites x 3)

Return `VVouter` (list) of our VV “outer” expansion (NVbasis x NVbasis for each chemistry)

classmethod `HCP(a0, c_a=1.632993161855452, chemistry=None)`

Create a hexagonal closed packed crystal with lattice constant a0, c/a ratio c_a

Parameters

- `a0` – lattice constant
- `c_a` – (optional) c/a ratio, default=ideal $\sqrt{8/3}$

Return HCP crystal

SymmTensorBasis(*ind*)

Generates the symmetric tensor basis corresponding to an atomic site

Parameters `ind` – tuple index for atom

Return `tensorbasis` list of 2nd-rank symmetric tensors making up the basis

VectorBasis(*ind*)

Generates the vector basis corresponding to an atomic site

Parameters `ind` – tuple index for atom

Return `dim` dimensionality, 0..3

Return `vect` vector defining line direction (1) or plane normal (2)

Wyckoffpos(*uvec*)

Generates all the equivalent Wyckoff positions for a unit cell vector.

Parameters `uvec` – 3-vector (float) vector in direct coordinates

Return `Wyckofflist` list of equivalent Wyckoff positions

__init__(*lattice, basis, chemistry=None, spins=None, NOSYM=False, noreduce=False, threshold=1e-08*)

Initialization; starts off with the lattice vector definition and the basis vectors. While it does not explicitly store the specific chemical elements involved, it does store that there are different elements.

Parameters

- **lattice** – array[3,3] or list of array[3] (or 2 if 2-dimensional) lattice vectors; if [3,3] array, then the vectors need to be in *column* format so that the first lattice vector is `lattice[:,0]`
- **basis** – list of array[3] or list of list of array[3] (or 2 if 2-dimensional) crystalline basis vectors, in unit cell coordinates. If a list of lists, then there are multiple chemical elements, with each list corresponding to a unique element
- **chemistry** – (optional) list of names of chemical elements
- **spins** – (optional) list of numbers (complex) / vectors or list of list of same spins for individual atoms; if not None, needs to match the basis. Can either be scalars or vectors, corresponding to collinear or non-collinear magnetism
- **NOSYM** – turn off all symmetry finding (except identity)
- **noreduce** – do not attempt to reduce the atomic basis
- **threshold** – threshold for symmetry equivalence (stored in the class)

__repr__()

String representation of crystal (lattice + basis)

__str__()

Human-readable version of crystal (lattice + basis)

__weakref__

list of weak references to the object (if defined)

addbasis(*basis*, *chemistry=None*, *spins=None*)

Returns a new Crystal object that contains additional sites (assumed to be new chemistry). This is intended to “add in” interstitial sites. Note: if the symmetry is to be maintained, should be the output from `Wyckoffpos()`.

Parameters

- **basis** – list (or list of lists) of new sites
- **chemistry** – (optional) list of chemistry names
- **spins** – (optional) list of spins

Return Crystal new crystal object, with additional sites

calcmetric()

Computes the volume of the cell and the metric tensor

Return volume cell volume

Return metric tensor 3x3

cart2pos(*v*)

Return the lattvec and index corresponding to an atomic position in cartesian coord.

Parameters *v* – 3-vector (float) position in Cartesian coordinates

Return lattvec 3-vector (integer) lattice vector in direct coordinates,

Return (c,i) tuple of matching basis atom; None if no match

cart2unit(*v*)

Return the lattvec and unit cell coord. corresponding to a position in cartesian coord.

Parameters *v* – 3-vector (float) position in Cartesian coordinates

Return lattvec 3-vector (integer) lattice vector in direct coordinates,

Return uvec 3-vector (float) inside unit cell, in direct coordinates

center()

Center the atoms in the cell if there is an inversion operation present.

chemindex(*chemistry*)

Return index corresponding to chemistry; None if not present.

Parameters **chemistry** – value to check

Return index corresponding to chemistry

classmethod fromdict(*yamldict*)

Creates a Crystal object from a *very simple* YAML-created dictionary

Parameters **yamldict** – dictionary; must contain ‘lattice’ (using *row* vectors!) and ‘basis’;
can contain optional ‘lattice_constant’

Return Crystal(lattice.T, basis) new crystal object

fullkptmesh(*Nmesh*)

Creates a k-point mesh of density given by Nmesh; does not symmetrize but does put the k-points inside the BZ. Does not return any *weights* as every point is equally weighted.

Parameters **Nmesh** – mesh divisions Nmesh[0] x Nmesh[1] x Nmesh[2]

Return kpt array[Nkpt][3] of kpoints

g_cart(*g, x*)

Apply a space group operation to a (Cartesian) vector position

Parameters

- **g** – group operation (GroupOp)
- **x** – 3-vector position in space

Return gx 3-vector position in space (Cartesian coordinates)

static g_direc(*g, direc*)

Apply a space group operation to a direction

Parameters

- **g** – group operation (GroupOp)
- **direc** – 3-vector direction

Return gdirec 3-vector direction

g_direc_equivalent(*d1, d2, threshold=1e-08*)

Tells us if two directions are equivalent by according to the space group

Parameters

- **d1** – direction one (array[3])
- **d2** – direction two (array[3])
- **threshold** – threshold for equality

Return equivalent True if equivalent by a point group operation

g_pos(*g, lattvec, ind*)

Apply a space group operation to an atom position specified by its lattice and index

Parameters

- **g** – group operation (GroupOp)
- **lattvec** – 3-vector (integer) lattice vector in direct coordinates
- **ind** – two-tuple index specifying the atom: (atomtype, atomindex)

Return glatt 3-vector (integer) lattice vector in direct coordinates

Return gindex tuple of new basis atom

static g_tensor(*g, tensor*)

Apply a space group operation to a 2nd-rank tensor

Parameters

- **g** – group operation (GroupOp)
- **tensor** – 2nd-rank tensor

Return gtensor 2nd-rank tensor

static g_vect(*g, lattvec, uvec*)

Apply a space group operation to a vector position specified by its lattice and a location in the unit cell in direct coordinates

Parameters

- **g** – group operation (GroupOp)
- **lattvec** – 3-vector (integer) lattice vector in direct coordinates
- **uvec** – 3-vector (float) vector in direct coordinates
- **guvec** – 3-vector (float) vector in direct coordinates

Return glatt 3-vector (integer) lattice vector in direct coordinates

genBZG()

Generates the reciprocal lattice G points that define the Brillouin zone.

Return Garray array of G vectors that define the BZ, in Cartesian coordinates

genWyckoffsets()

Generate our Wyckoff sets.

Return Wyckoffsets set of sets of tuples of positions that correspond to identical Wyckoff positions

gengroup()

Generate all of the space group operations. Now handles spins! Doesn't store spin phase factors for each group operation, though.

Return Gset frozenset of group operations

genpoint()

Generate our point group indices. Done with crazy list comprehension due to the structure of our basis.

Return Gpointlists list of lists of frozensets of point group operations that leave a site unchanged

inBZ(*vec, BZG=None, threshold=1e-05*)

Tells us if vec is inside our set of defining points.

Parameters

- **vec** – array [3], vector to be tested

- **BGZ** – array [:,3], optional (default = self.BZG), array of vectors that define the BZ
- **threshold** – double, optional, threshold to use for “equality”

Return inBZ False if outside the BZ, True otherwise

jumpnetwork(*chem, cutoff, closestdistance=0*)

Generate the full jump network for a specific chemical index, out to a cutoff. Organized by symmetry-unique transitions. Note that $i \rightarrow j$ and $j \rightarrow i$ are always related to one-another, but by equivalence of transition state, not symmetry. Now updated with closest-distance parameter.

Parameters

- **chem** – index corresponding to the chemistry to consider
- **cutoff** – distance cutoff
- **closestdistance** – closest distance allowed in transition (can be a list)

Return jumpnetwork list of symmetry-unique transitions; each is a list of tuples: ((*i*, *j*), *dx*) corresponding to jump from $i \rightarrow j$ with vector δx

jumpnetwork2lattice(*chem, jumpnetwork*)

Convert a “standard” jumpnetwork (that specifies displacement vectors *dx*) into a lattice representation, where we replace *dx* with the lattice vector from *i* to *j*.

Parameters

- **chem** – index corresponding to the chemistry to consider
- **jumpnetwork** – list of symmetry-unique transitions; each is a list of tuples: ((*i*, *j*), *dx*) corresponding to jump from $i \rightarrow j$ with vector δx

Return jumplattice list of symmetry-unique transitions; each is a list of tuples: ((*i*, *j*), *R*) corresponding to jump from *i* in unit cell 0 \rightarrow *j* in unit cell *R*

minlattice()

Try to find the optimal lattice vector definition for a crystal. Our definition of optimal is (a) length of each lattice vector is minimal; (b) the vectors are ordered from shortest to longest; (c) the vectors have minimal dot product; (d) the basis is right-handed.

Works recursively, and in-place.

nnlist(*ind, cutoff*)

Generate the nearest neighbor list for a given cutoff. Only consider neighbor vectors for atoms of the same type. Returns a list of cartesian vectors.

Parameters

- **ind** – tuple index for atom
- **cutoff** – distance cutoff

Return nnlist list of nearest neighbor vectors

pos2cart(*lattvec, ind*)

Return the cartesian coordinates of an atom specified by its lattice and index

Parameters

- **lattvec** – 3-vector (integer) lattice vector in direct coordinates
- **ind** – two-tuple index specifying the atom: (atomtype, atomindex)

Return v 3-vector (float) in Cartesian coordinates

reduce(*threshold=None*)

Reduces the lattice and basis, if needed. Works (tail) recursively.

Parameters **threshold** – threshold for symmetry comparison; default = `self.threshold`

Algorithm is slightly complicated: we attempt to identify if there is a internal translation symmetry in the crystal (called *t*) that applies to all sites. Once identified, we transform the lattice vectors and basis into the “reduced” form of the cell. We use tail recursion to continue until no further reduction is possible. Will usually require some “polishing” on the unit cell after the fact.

We try to do this efficiently: we check the GCD of the site counts (called *M*); if it’s 1, we kick out. We check translations against the smallest site set first.

We try to do this carefully: We make sure that our translation can be expressed rationally with *M* as the denominator; this helps protect against roundoff error. When we reduce the atomic basis, we *average* the values that match. Finally, as we reduce, we also change the *self.threshold* value accordingly so that recursion uses the same “effective” threshold.

reducekptmesh(*kptfull, threshold=None*)

Takes a fully expanded mesh, and reduces it by symmetry. Assumes every point is equally weighted. We would need a different (more complicated) algorithm if not true. ...

Parameters

- **kptfull** – array[Nkpt][3] of kpoints
- **threshold** – threshold for symmetry equality

Return kptsymm array[Nsymm][3] of kpoints

Return weight array[Nsymm] of weights (integrates to 1)

remapbasis(*supercell*)

Takes the basis definition, and using a supercell definition, returns a new basis

Parameters **supercell** – integer array[3,3]

Return atomic basis list of list of positions

simpleYAML(*a0=1.0*)

Creates a simplified YAML dump, in case we don’t want to output the full symmetry analysis

Return YAML string dump

sitelist(*chem*)

Return a list of lists of Wyckoff-related sites for a given chemistry. Done with a single list comprehension–useful as input for diffusion calculation

Parameters **chem** – index corresponding to chemistry to consider

Return symmequivsites list of lists of indices that are equivalent by symmetry

strain(*eps*)

Returns a new Crystal object that is a strained version of the current.

Parameters **eps** – strain tensor

Return Crystal new crystal object, strained

unit2cart(*lattvec, uvec*)

Return the cartesian coordinates of a position specified by its lattice and unit cell coordinates

Parameters

- **lattvec** – 3-vector (integer) lattice vector in direct coordinates

- **uvec** – 3-vector (float) unit cell vector in direct coordinates

Return v 3-vector (float) in Cartesian coordinates

static vectlist(*vb*)

Returns a list of orthonormal vectors corresponding to our vector basis.

Parameters vb – (dim, v)

Return vlist list of vectors

crystal.FourthRankIsotropic(*F*)

Returns the average and shear values from orientational averaging of a symmetric fourth-rank tensor.

Parameters F[a,b,c,d] – symmetric fourth-rank tensor
($F[abcd]=F[abdc]=F[bacd]=F[cdab]$)

Return average average value = $(F_{11}+2F_{12})/3$, orientationally averaged

Return shear shear value = F_{44} , orientationally averaged

class crystal.GroupOp

A class corresponding to a group operation. Based on namedtuple, so it is immutable.

Intended to be used in combination with Crystal, we have a few operations that can be defined out-of-the-box.

Parameters

- **rot** – np.array(3,3) integer idempotent matrix
- **trans** – np.array(3) real vector
- **cartrot** – np.array(3,3) real unitary matrix
- **indexmap** – tuples of tuples, containing the atom mapping

static GroupOp_constructor(*loader, node*)

Construct a GroupOp from YAML

static GroupOp_representer(*dumper, data*)

Output a GroupOp

__add__(*other*)

Add a translation to our group operation

__eq__(*other*)

Test for equality—we use numpy.isclose for comparison, since that’s what we usually care about

__hash__()

Hash, so that we can make sets of group operations

__mul__(*other*)

Multiply two group operations to produce a new group operation

__ne__(*other*)

Inequality == not __eq__

__sane__()

Return true if the cartrot and rot are consistent and ‘sane’

__str__()

Human-readable version of groupop

__sub__(*other*)

Add a (negative) translation to our group operation

eigen()

Returns the type of group operation (single integer) and eigenvectors. 1 = identity 2, 3, 4, 6 = n- fold rotation around an axis negative = rotation + mirror operation, perpendicular to axis “special cases”: -1 = mirror, -2 = inversion

eigenvect[0] = axis of rotation / mirror eigenvect[1], eigenvect[2] = orthonormal vectors to define the plane giving a right-handed coordinate system and where rotation around [0] is positive, and the positive imaginary eigenvector for the complex eigenvalue is [1] + i [2].

Return type integer

Return eigenvectors list of [ev0, ev1, ev2]

classmethod ident(basis)

Return a group operation corresponding to identity for a given basis

incell()

Return a version of groupop where the translation is in the unit cell

inhalf()

Return a version of groupop where the translation is in the centered unit cell

inv()

Construct and return the inverse of the group operation

static optype(rot)

Returns the type of group operation (single integer): 1 = identity 2, 3, 4, 6 = n- fold rotation around an axis negative = rotation + mirror operation, perpendicular to axis “special cases”: -1 = mirror, -2 = inversion

Parameters **rot** – rotation matrix (can be the integer rot)

Return type integer

crystal.ProjectTensorBasis(tensor, basis)

Given a tensor, project it onto the basis.

Parameters

- **tensor** – tensor
- **basis** – list consisting of an orthonormal basis

Return tensor tensor, projected

crystal.SymmTensorBasis(rottype, eigenvect)

Returns a symmetric second-rank tensor basis corresponding to the optype and eigenvectors for a GroupOp

Parameters

- **rottype** – output from eigen()
- **eigenvect** – eigenvectors

Return tensorbasis list of 2nd-rank symmetric tensors making up the basis

crystal.VectorBasis(rottype, eigenvect)

Returns a vector basis corresponding to the optype and eigenvectors for a GroupOp

Parameters

- **rottype** – output from eigen()
- **eigenvect** – eigenvectors

Return dim dimensionality, 0..3

Return vect vector defining line direction (1) or plane normal (2)

`crystal.Voigtstrain(e1, e2, e3, e4, e5, e6)`

Returns a symmetric strain tensor from the Voigt reduced strain values.

Parameters

- **e1** – xx
- **e2** – yy
- **e3** – zz
- **e4** – yz + zx
- **e5** – zx + xz
- **e6** – xy + yx

Return strain symmetric strain tensor

`crystal.gcdlist(lis)`

Returns the GCD of a list of integers

`crystal.incell(vec)`

Returns the vector inside the unit cell (in [0,1)**3)

Parameters **vec** – 3-vector (unit coord)

Returns 3-vector

`crystal.inhalf(vec)`

Returns the vector inside the centered cell (in [-0.5,0.5)**3)

Parameters **vec** – 3-vector (unit coord)

Returns 3-vector

`crystal.isotropicFourthRank(average, shear)`

Returns a symmetrized, isotropic fourth-rank tensor based on an average value and “shear” value

Parameters

- **average** – averaged value = $(F_{11}+2F_{12})/3$
- **shear** – shear value = $F_{44} = (F_{11}-F_{12})/2$

Return **F[a,b,c,d]** isotropic fourth-rank tensor

`crystal.maptranslation(oldpos, newpos, oldspins=None, newspins=None, threshold=1e-08)`

Given a list of transformed positions, identify if there’s a translation vector that maps from the current positions to the new position.

The mapping specifies the index that the *translated* atom corresponds to in the original position set. If unable to construct a mapping, the mapping return is None; the translation vector will be meaningless.

If old/newspins are given then ONLY mappings that maintain spin are considered. This means that a loop is needed to consider possible spin phase factors.

Parameters

- **oldpos** – list of list of array[3]
- **newpos** – list of list of array[3], same layout as oldpos
- **oldspins** – (optional) list of list of numbers/arrays

- **newspins** – (optional) list of list of numbers/arrays

Return translation array[3]

Return mapping list of list of indices

`crystal.ndarray_representer(dumper, data)`

Output a numpy array

4.2 CrystalStars

CrystalStars:

The crystalStars module defines the classes corresponding to stars (in this case, for solute-vacancy complexes that are equivalent by space group symmetry), and vector stars (the inclusion of a vector basis on the stars). These modules are primarily responsible for all the symmetry analysis, and converting that into matrix forms for rapid numerical evaluation as needed.

Stars module, modified to work with crystal class

Classes to generate star sets, double star sets, and vector star sets; a lot of indexing functionality.

NOTE: The naming follows that of stars; the functionality is extremely similar, and this code was modified as little as possible to translate that functionality to *crystals* which possess a basis. In the case of a single atom basis, this should reduce to the stars object functionality.

The big changes are:

- Replacing NNvect star (which represents the jumps) with the jumpnetwork type found in crystal
- Using the jumpnetwork_latt representation from crystal
- Representing a “point” as a solute + vacancy. In this case, it is a tuple (s,v) of unit cell indices and a vector dx or dR (dx = Cartesian vector pointing from solute to vacancy; dR = lattice vector pointing from unit cell of solute to unit cell of vacancy). This is equivalent to our old representation if the tuple (s,v) = (0,0) for all sites. Due to translational invariance, the solute always stays inside the unit cell
- Using indices into the point list rather than just making lists of the vectors themselves. This is because the “points” now have a more complex representation (see above).

`crystalStars.PSlist2array(PSlist)`

Take in a list of pair states; return arrays that can be stored in HDF5 format

Parameters **PSlist** – list of pair states

Return ij int_array[N][2] = (i,j)

Return R int[N][3]

Return dx float[N][3]

class `crystalStars.PairState`

A class corresponding to a “pair” state; in this case, a solute-vacancy pair, but can also be a transition state pair. The solute (or initial state) is in unit cell 0, in position indexed i; the vacancy (or final state) is in unit cell R, in position indexed j. The cartesian vector dx connects them. We can add and subtract, negate, and “endpoint” subtract (useful for determining what Green function entry to use)

Parameters

- **i** – index of the first member of the pair (solute)
- **j** – index of the second member of the pair (vacancy)

- **R** – lattice vector pointing from unit cell of *i* to unit cell of *j*
- **dx** – Cartesian vector pointing from first to second member of pair

static PairState_constructor(*loader, node*)

Construct a GroupOp from YAML

static PairState_representer(*dumper, data*)

Output a PairState

__add__(*other*)

Add two states: works if and only if $\text{self.j} == \text{other.i}$ (i,j) $R + (j,k) R' = (i,k) R+R'$: works for thinking about transitions... Note: $a + b \neq b + a$, and may be that only one of those is even defined

__eq__(*other*)

Test for equality—we don't bother checking *dx*

__hash__()

Hash, so that we can make sets of states

__ne__(*other*)

Inequality $==$ not **__eq__**

__neg__()

Negation of state (swap members of pair) - (i,j) $R = (j,i) -R$ Note: $a + (-a) == (-a) + a == 0$ because we define what "zero" is.

__sane__(*crys, chem*)

Determine if the *dx* value makes sense given everything else...

__str__()

Human readable version

__sub__(*other*)

Add a negative: $a-b$ points from initial of *a* to initial of *b* if same final state (i,j) $R - (k,j) R' = (i,k) R-R'$ Note: this means that $(a-b) + b = a$, but $b + (a-b)$ is an error. $(b-a) + a = b$

__xor__(*other*)

Subtraction on the endpoints (sort of the "opposite" of $a-b$): a^b points from final of *b* to final of *a* if same initial state (i,j) $R \wedge (i,k) R' = (k,j) R-R'$ Note: $b + (a^b) = a$ but $(a^b) + b$ is an error. $a + (b^a) = b$

classmethod fromcrys(*crys, chem, ij, dx*)

Convert (i,j), *dx* into PairState

classmethod fromcrys_latt(*crys, chem, ij, R*)

Convert (i,j), *R* into PairState

g(*crys, chem, g*)

Apply group operation.

Parameters

- **crys** – crystal
- **chem** – chemical index
- **g** – group operation (from *crys*)

Return **g*PairState** corresponding to group operation applied to self

iszero()

Quicker than $\text{self} == \text{PairState.zero}()$

classmethod zero(*n=0, dim=3*)

Return a “zero” state

class crystalStars.**StarSet**(*jumpnetwork, crys, chem, Nshells=0, originstates=False, lattice=False*)

A class to construct crystal stars, and be able to efficiently index.

Takes in a jumpnetwork, which is used to construct the corresponding stars, a crystal object with which to operate, a specification of the chemical index for the atom moving (needs to be consistent with jumpnetwork and crys), and then the number of shells.

In this case, shells = number of successive “jumps” from a state. As an example, in FCC, 1 shell = 1st neighbor, 2 shell = 1-4th neighbors.

__add__(*other*)

Add two StarSets together; done by making a copy of one, and iadding

__contains__(*PS*)

Return true if PS is in the star

__iadd__(*other*)

Add another StarSet to this one; very similar to generate()

__init__(*jumpnetwork, crys, chem, Nshells=0, originstates=False, lattice=False*)

Initiates a star set generator for a given jumpnetwork, crystal, and specified chemical index. Does not include “origin states” by default; these are PairStates that iszero() is True; they are only needed if crystal has a nonzero VectorBasis.

Parameters

- **jumpnetwork** – list of symmetry unique jumps, as a list of list of tuples; either ((i, j), dx) for jump from i to j with displacement dx, or ((i, j), R) for jump from i in unit cell 0 -> j in unit cell R
- **crys** – crystal where jumps take place
- **chem** – chemical index of atom to consider jumps
- **Nshells** – number of shells to generate
- **originstates** – include origin states in generate?
- **lattice** – which form does the jumpnetwork take?

__str__()

Human readable version

__weakref__

list of weak references to the object (if defined)

addhdf5(*HDF5group*)

Adds an HDF5 representation of object into an HDF5group (needs to already exist).

Example: if f is an open HDF5, then StarSet.addhdf5(f.create_group('StarSet')) will (1) create the group named 'StarSet', and then (2) put the StarSet representation in that group.

Parameters **HDF5group** – HDF5 group

copy(*empty=False*)

Return a copy of the StarSet; done as efficiently as possible; empty means skip the shells, etc.

diffgenerate(*S1, S2, threshold=1e-08*)

Construct a starSet using endpoint subtraction from starset S1 to starset S2. Will include zero. Points from vacancy states of S1 to vacancy states of S2.

Parameters

- **S1** – starSet for start
- **S2** – starSet for final
- **threshold** – threshold for sorting magnitudes (can influence symmetry efficiency)

generate(*Nshells*, *threshold=1e-08*, *originstates=False*)

Construct the points and the stars in the set. Does not include “origin states” by default; these are PairStates that iszero() is True; they are only needed if crystal has a nonzero VectorBasis.

Parameters

- **Nshells** – number of shells to generate; this is interpreted as subsequent “sums” of jumplist (as we need the solute to be connected to the vacancy by at least one jump)
- **threshold** – threshold for determining equality with symmetry
- **originstates** – include origin states in generate?

jumpnetwork_omega1()

Generate a jumpnetwork corresponding to vacancy jumping while the solute remains fixed.

Return jumpnetwork list of symmetry unique jumps; list of list of tuples (i,f), dx where i,f index into states for the initial and final states, and dx = displacement of vacancy in Cartesian coordinates. Note: if (i,f), dx is present, so if (f,i), -dx

Return jumptype list of indices corresponding to the (original) jump type for each symmetry unique jump; useful for constructing a LIMB approximation, and needed to construct delta_omega

Return starpair list of tuples of the star indices of the i and f states for each symmetry unique jump

jumpnetwork_omega2()

Generate a jumpnetwork corresponding to vacancy exchanging with a solute.

Return jumpnetwork list of symmetry unique jumps; list of list of tuples (i,f), dx where i,f index into states for the initial and final states, and dx = displacement of vacancy in Cartesian coordinates. Note: if (i,f), dx is present, so if (f,i), -dx

Return jumptype list of indices corresponding to the (original) jump type for each symmetry unique jump; useful for constructing a LIMB approximation, and needed to construct delta_omega

Return starpair list of tuples of the star indices of the i and f states for each symmetry unique jump

classmethod loadhdf5(*crys*, *HDF5group*)

Creates a new StarSet from an HDF5 group.

Parameters

- **crys** – crystal object–MUST BE PASSED IN as it is not stored with the StarSet
- **HDFgroup** – HDF5 group

Return StarSet new StarSet object

starindex(*PS*)

Return the index for the star to which pair state PS belongs; None if not found

stateindex(*PS*)

Return the index of pair state PS; None if not found

symmatch(PS1, PS2)

True if there exists a group operation that makes PS1 == PS2.

symmequivjumplist(i, f, dx)

Returns a list of tuples of symmetry equivalent jumps

Parameters

- **i** – index of initial state
- **f** – index of final state
- **dx** – displacement vector

Return symmjumplist list of tuples of ((gi, gf), gdx) for every group op

class crystalStars.**VectorStarSet**(starset=None)

A class to construct vector star sets, and be able to efficiently index.

All based on a StarSet

GFexpansion()

Construct the GF matrix expansion in terms of the star vectors, and indexed to GFstarset.

Return GFexpansion array[Nsv, Nsv, NGFstars] the GF matrix[i, j] = sum(GFexpansion[i, j, k] * GF(starGF[k]))

Return GFstarset starSet corresponding to the GF

__init__(starset=None)

Initiates a vector-star generator; work with a given star.

Parameters starset – StarSet, from which we pull nearly all of the info that we need

__weakref__

list of weak references to the object (if defined)

addhdf5(HDF5group)

Adds an HDF5 representation of object into an HDF5group (needs to already exist).

Example: if f is an open HDF5, then StarSet.addhdf5(f.create_group('VectorStarSet')) will

(1) create the group named 'VectorStarSet', and then (2) put the VectorStarSet representation in that group.

Parameters HDF5group – HDF5 group

bareexpansions(jumpnetwork, jumptype)

Construct the bare diffusivity expansion in terms of the jumpnetwork. We return the reference (0) contribution so that the change can be determined; this is useful for the vacancy contributions. This saves us from having to deal with issues with our outer shell where we only have a fraction of the escapes, but as long as the kinetic shell is one more than the thermodynamics (so that the interaction energy is 0, hence no change in probability), this will work. The PS (pair stars) is useful for including the probability factor for the endpoint of the jump; we just call it the 'probfactor' below.

Note also: this *currently assumes* that the displacement vector *does not change* between omega0 and omega(1/2).

Parameters

- **jumpnetwork** – jumpnetwork of symmetry unique omega1-type jumps, corresponding to our starset. List of lists of (IS, FS), dx tuples, where IS and FS are indices corresponding to states in our starset.

- **jumptype** – specific omega0 jump type that the jump corresponds to

Return D0expansion array[3,3, Njump_omega0] the $D0[a,b,jt] = \text{sum}(D0\text{expansion}[a,b,jt] * \text{sqrt}(\text{probfactor0}[PS[jt][0]] * \text{probfactor0}[PS[jt][1]] * \text{omega0}[jt])$

Return D1expansion array[3,3, Njump_omega1] the $D1[a,b,k] = \text{sum}(D1\text{expansion}[a,b,k] * \text{sqrt}(\text{probfactor}[PS[k][0]] * \text{probfactor}[PS[k][1]] * \text{omega}[k])$

biasexpansions(*jumpnetwork, jumptype, omega2=False*)

Construct the bias1 and bias0 vector expansion in terms of the jumpnetwork. We return the bias0 contribution so that the $db = \text{bias1} - \text{bias0}$ can be determined. This saves us from having to deal with issues with our outer shell where we only have a fraction of the escapes, but as long as the kinetic shell is one more than the thermodynamics (so that the interaction energy is 0, hence no change in probability), this will work. The PS (pair stars) is useful for including the probability factor for the endpoint of the jump; we just call it the ‘probfactor’ below. *Note:* this used to be separated into bias1expansion, and bias2expansion, and had terms that are now in rateexpansions. Note also that if jumpnetwork_omega2 is passed, it also works for that. However, in that case we have a different approach for the calculation of bias1expansion: if there are origin states, they get the negative summed bias of the others.

Parameters

- **jumpnetwork** – jumpnetwork of symmetry unique omega1-type jumps, corresponding to our starset. List of lists of (IS, FS), dx tuples, where IS and FS are indices corresponding to states in our starset.
- **jumptype** – specific omega0 jump type that the jump corresponds to
- **omega2** – (optional) are we dealing with the omega2 list, so we need to remove origin states? (default=False)

Return bias0expansion array[Nsv, Njump_omega0] the $\text{gen0 vector}[i] = \text{sum}(\text{bias0expansion}[i, k] * \text{sqrt}(\text{probfactor0}[PS[k]]) * \text{omega0}[k])$

Return bias1expansion array[Nsv, Njump_omega1] the $\text{gen1 vector}[i] = \text{sum}(\text{bias1expansion}[i, k] * \text{sqrt}(\text{probfactor}[PS[k]] * \text{omega1}[k])$

generate(*starset, threshold=1e-08*)

Construct the actual vectors stars

Parameters starset – StarSet, from which we pull nearly all of the info that we need

generateouter()

Generate our outer products for our star-vectors.

Return outer array [3, 3, Nvstars, Nvstars] $\text{outer}[:, :, i, j]$ is the 3x3 tensor outer product for two vector-stars $vs[i]$ and $vs[j]$

classmethod loadhdf5(*SSet, HDF5group*)

Creates a new VectorStarSet from an HDF5 group.

Parameters

- **SSet** – StarSet–MUST BE PASSED IN as it is not stored with the VectorStarSet
- **HDFgroup** – HDF5 group

Return VectorStarSet new VectorStarSet object

originstateVectorBasisfolddown(*elemtype='solute'*)

Construct the expansion to “fold down” from vector stars to origin states.

Parameters elemtype – ‘solute’ of ‘vacancy’, depending on which site we need to reduce

Return OSIndices list of indices corresponding to origin states

Return foldddown [NOS, Nvstars] to map vector stars to origin states

Return OS_VB [NOS, Nsites, 3] mapping of origin state to a vector basis

rateexpansions(*jumpnetwork, jumptype, omega2=False*)

Construct the omega0 and omega1 matrix expansions in terms of the jumpnetwork; includes the escape terms separately. The escape terms are tricky because they have probability factors that differ from the transitions; the PS (pair stars) is useful for finding this. We just call it the 'probfactor' below. *Note:* this used to be separated into rate0expansion, and rate1expansion, and partly in bias1expansion. Note also that if jumpnetwork_omega2 is passed, it also works for that. However, in that case we have a different approach for the calculation of rate0expansion: if there are origin states, then we need to "jump" to those; if there is a non-empty VectorBasis we will want to account for them there.

Parameters

- **jumpnetwork** – jumpnetwork of symmetry unique omega1-type jumps, corresponding to our starset. List of lists of (IS, FS), dx tuples, where IS and FS are indices corresponding to states in our starset.
- **jumptype** – specific omega0 jump type that the jump corresponds to
- **omega2** – (optional) are we dealing with the omega2 list, so we need to remove origin states? (default=False)

Return rate0expansion array[Nsv, Nsv, Njump_omega0] the omega0 matrix[i, j] = sum(rate0expansion[i, j, k] * omega0[k]); IF NVB>0 we "hijack" this and use it for [NVB, Nsv, Njump_omega0], as we're doing an omega2 calc and rate0expansion won't be used *anyway*.

Return rate0escape array[Nsv, Njump_omega0] the escape contributions: omega0[i,i] += sum(rate0escape[i,k]*omega0[k]*probfactor0(PS[k]))

Return rate1expansion array[Nsv, Nsv, Njump_omega1] the omega1 matrix[i, j] = sum(rate1expansion[i, j, k] * omega1[k])

Return rate1escape array[Nsv, Njump_omega1] the escape contributions: omega1[i,i] += sum(rate1escape[i,k]*omega1[k]*probfactor(PS[k]))

crystalStars.array2PSlist(*ij, R, dx*)

Take in arrays of ij, R, dx (from HDF5), return a list of PairStates

Parameters

- **ij** – int_array[N][2] = (i,j)
- **R** – int[N][3]
- **dx** – float[N][3]

Return PSlist list of pair states

crystalStars.doublelist2flatlistindex(*listlist*)

Takes a list of lists, returns a flattened list and an index array

Parameters listlist – list of lists of objects

Return flatlist flat list of objects (preserving order)

Return indexarray array indexing which original list it came from

crystalStars.flatlistindex2doublelist(*flatlist, indexarray*)

Takes a flattened list and an index array, returns a list of lists

Parameters

- **flatlist** – flat list of objects (preserving order)
- **indexarray** – array indexing which original list it came from

Return listlist list of lists of objects

`crystalStars.zeroclean(x, threshold=1e-08)`

Modify x in place, return 0 if x is below a threshold; useful for “symmetrizing” our expansions

4.3 Supercell

Supercell:

The supercell module defines the `supercell` class for building supercells from `crystal.Crystal` classes.

Supercell class

Class to store supercells of crystals. A supercell is a lattice model of a crystal, with periodically repeating unit cells. In that framework we can

1. add/remove/substitute atoms
2. find the transformation map between two different representations of the same supercell
3. output POSCAR format (possibly other formats?)

class `supercell.Supercell(crys, super, interstitial=(), Nsolute=0, empty=False, NOSYM=False)`

A class that defines a Supercell of a crystal.

Takes in a crystal, a supercell (3x3 integer matrix). We can identify sites as interstitial sites, and specify if we’ll have solutes.

KrogerVink()

Attempt to make a “simple” string based on the defectindices, using Kroger-Vink notation. That is, we identify: vacancies, antisites, and interstitial sites, and return a string. NOTE: there is no relative charges, so this is a pseudo-KV notation.

Return KV string representation

POSCAR(*name=None, stoichiometry=True*)

Return a VASP-style POSCAR, returned as a string.

Parameters

- **name** – (optional) name to use for first list
- **stoichiometry** – (optional) if True, append stoichiometry to name

Return POSCAR string

__eq__(*other*)

Return True if two supercells are equal; this means they should have the same occupancy. *and* the same ordering

Parameters *other* – supercell for comparison

Returns True if same crystal, supercell, occupancy, and ordering; False otherwise

__getitem__(*key*)

Index into supercell

Parameters *key* – index (either an int, a slice, or a position)

Returns chemical occupation at that point

__imul__(*other*)

Multiply by a GroupOp, in place.

Parameters **other** – must be a GroupOp (and *should* be a GroupOp of the supercell!)

Returns self

__init__(*crys, super, interstitial=(), Nsolute=0, empty=False, NOSYM=False*)

Initialize our supercell to an empty supercell.

Parameters

- **crys** – crystal object
- **super** – 3x3 integer matrix
- **interstitial** – (optional) list/tuple of indices that correspond to interstitial sites
- **Nsolute** – (optional) number of substitutional solute elements to consider; default=0
- **empty** – (optional) designed to allow “copy” to work–skips all derived info
- **NOSYM** – (optional) does not do symmetry analysis (intended ONLY for testing purposes)

__mul__(*other*)

Multiply by a GroupOp; returns a new supercell (constructed via copy).

Parameters **other** – must be a GroupOp (and *should* be a GroupOp of the supercell!)

Returns rotated supercell

__ne__(*other*)

Inequality == not **__eq__**

__rmul__(*other*)

Multiply by a GroupOp; returns a new supercell (constructed via copy).

Parameters **other** – must be a GroupOp (and *should* be a GroupOp of the supercell!)

Returns rotated supercell

__sane__()

Return True if supercell occupation and chemorder are consistent

__setitem__(*key, value*)

Set specific composition for site; uses same indexing as **__getitem__**

Parameters

- **key** – index (either an int, a slice, or a position)
- **value** – chemical occupation at that point

__str__()

Human readable version of supercell

__weakref__

list of weak references to the object (if defined)

copy()

Make a copy of the supercell; initializes, then copies over **__copyattr__** and **__eqattr__**.

Returns new supercell object, copy of the original

defectindices()

Return a dictionary that corresponds to the “defect” content of the supercell.

Return defects dictionary, keyed by defect type, with a set of indices of corresponding defects

definesolute(*c*, *chemistry*)

Set the name of the chemistry of chemical index *c*. Only works for substitutional solutes.

Parameters

- **c** – index
- **chemistry** – string

equivalencemap(*other*)

Given the super *other* we want to find a group operation that transforms *self* into *other*. This is a GroupOp *along* with an index mapping of chemorder. The index mapping is to get the occposlist to match up: $(g*\text{self}).\text{occposlist}()[c][\text{mapping}[c][i]] == \text{other}.\text{occposlist}()[c][i]$ (We can write a similar expression using chemorder, since chemorder indexes into pos). We’re going to return both *g* and mapping.

Remember: *g* does not change the presentation ordering; mapping is necessary for full equivalence. If no such equivalence, return None, None.

Parameters *other* – Supercell

Return g GroupOp to transform sites from *self* to *other*

Return mapping list of maps, such that $(g*\text{self}).\text{chemorder}[c][\text{mapping}[c][i]] == \text{other}.\text{chemorder}[c][i]$

fillperiodic(*ci*, *Wyckoff=True*)

Occupies all of the (Wyckoff) sites corresponding to chemical index with the appropriate chemistry.

Parameters

- **ci** – tuple of (chem, index) in crystal
- **Wyckoff** – (optional) if False, *only* occupy the specific tuple, but still periodically

Return self

gengroup()

Generate the group operations internal to the supercell

Return G set of GroupOps

index(*pos*, *threshold=1.0*)

Return the index that corresponds to the position *closest* to *pos* in the supercell. Done in direct coordinates of the supercell, using periodic boundary conditions.

Parameters

- **pos** – 3-vector
- **threshold** – (optional) minimum squared “distance” in supercell for a match; default=1.

Return index index of closest position

makesites()

Generate the array corresponding to the sites; the indexing is based on the translations and the atomindices in crys. These may not all be filled when the supercell is finished.

Return pos array [N*size, 3] of supercell positions in direct coordinates

static maketrans(*super*)

Takes in a supercell matrix, and returns a list of all translations of the unit cell that remain inside the supercell

Parameters *super* – 3x3 integer matrix

Return size integer, corresponding to number of unit cells

Return invsuper integer matrix inverse of supercell (needs to be divided by size)

Return translist list of integer vectors (to be divided by size) corresponding to unit cell positions

Return transdict dictionary of tuples and their corresponding index (inverse of trans)

occposlist()

Returns a list of lists of occupied positions, in (chem)order.

Return occposlist list of lists of supercell coord. positions

reorder(*mapping*)

Reorder (in place) the occupied sites. Does not change the occupancies, only the ordering for “presentation”.

Parameters *mapping* – list of maps; will make `newchemorder[c][i] = chemorder[c][mapping[c][i]]`

Return self

If mapping is not a proper permutation, raises ValueError.

setocc(*ind*, *c*)

Set the occupancy of position indexed by ind, to chemistry c. Used by all the other algorithms.

Parameters

- *ind* – integer index
- *c* – chemistry index

stoichiometry()

Return a string representing the current stoichiometry

4.4 PowerExpansion

PowerExpansion:

The PowerExpansion module defines the `Taylor3D` class, which is for 3-dimensional (xyz) Taylor expansions of functions. It’s primary purpose is to be used in the calculation of the vacancy Green function, as it allows fairly straightforward block evaluation of the small *k* (large distance) transition matrix, and its inverse. This is key to removing the pole in the Green function evaluation.

Power expansion class

Class to store and manipulate 3-dimensional Taylor (power) expansions of functions Particularly useful for inverting the FT of the evolution matrix, and subtracting off analytically calculated IFT for the Green function.

Really designed to get used by other code.

class PowerExpansion.Taylor2D(*coefflist*=[], *Lmax*=4, *nodeepcopy*=False)

Class that stores a Taylor expansion of a function in 2D, and defines some arithmetic

classmethod __initTaylor2Dindexing__(*Lmax*)

This calls *all* the class methods defined above, and stores them *for the class*. This is intended to be done *once*

Parameters **Lmax** – maximum power / orbital angular momentum

__init__(*coefflist*=[], *Lmax*=4, *nodeepcopy*=False)

Initializes a Taylor3D object, with coefflist (default = empty)

Parameters

- **coefflist** – list((n, lmax, powexpansion)). No type checking; default empty
- **Lmax** – maximum power / orbital angular momentum; can be set only once the first time a Taylor expansion is constructed, and is set for all objects
- **nodeepcopy** – true if we don't want to copy the matrices on creation of object (i.e., deep copy, which is the default) **Note:** deep copy is strongly preferred. The *only* real reason to use nodeepcopy is when returning slices / indexing in arrays, but even then we have to be careful about doing things like reductions, etc., that modify matrices *in place*. We always copy the list, but that doesn't make copies of the underlying matrices.

__str__()

Human readable string representation

classmethod checkinternalsHDF5(*HDF5group*)

Reads the power expansion internals into an HDF5group, and performs sanity check

Parameters **HDF5group** – HDF5 group

dumpinternalsHDF5(*HDF5group*)

Adds the initialized power expansion internals into an HDF5group—should be stored for a sanity check

Parameters **HDF5group** – HDF5 group

classmethod makeFCpow()

Construct the expansion of the FC's in powers of x,y. Done via brute force.

Return FCpow[l, p] expansion of each FC in powers

classmethod makeLprojections()

Constructs a series of projection matrices for each l component in our power series

Returns projL[l][p][p'] projection of powers containing *only* l component. -1 component = sum(l=0..Lmax, projL[l]) = simplification projection

classmethod makedirectmult()

Return directmult[p][p'] index that corresponds to the multiplication of power indices p and p'

static makeindexPowerFC(*Lmax*)

Analyzes the Fourier coefficients and powers for a given Lmax; returns a series of index functions.

Parameters **Lmax** – maximum l value to consider; equal to the sum of powers

Return NFC number of Fourier coefficients

Return Npower number of power coefficients

Return pow2ind[n1][n2] powers to index

Return ind2pow[n] powers for a given index

Return FC2ind[l]

(l) to index

Return ind2FC[lind]

(l) for a given index

Return powlrange[l] upper limit of power indices for a given l value; note: [-1] = 0

classmethod makepowFC()

Construct the expansion of the powers in FC's. Done using brute force

Return powFC[p, l] expansion of powers in FC; uses indexing scheme above

classmethod makepowercoeff()

Make our power coefficients for our construct expansion method

Return powercoeff[n][p] vector we multiply by our power expansion to get the n'th coefficients

classmethod powexp(u, normalize=True)

Given a vector u, normalize it and return the power expansion of uvec

Parameters

- **u[2]** – vector to apply
- **normalize** – do we normalize u first?

Return upow[Npower] ux uy uz products of powers

Return umagn magnitude of u (if normalized)

classmethod rotatedirections(qptrans)

Takes a transformation matrix qptrans, where $q[i] = \sum_j qptrans[i][j] p[j]$, and returns the Npow x Npow transformation matrix for the new components in terms of the old. NOTE: This is more complex than one might first realize. If we only work with cases where all of the entries for a given power n have those same n (that is, not reduced), then this is straightforward. However, we run into problems with *reductions*: e.g., for n=2, the power $x^0 y^0 z^0$ is, in reality, $x^2 + y^2 + z^2$, and hence *it must be transformed* because we allow non-orthogonal transformation matrices.

Parameters qptrans – 3x3 matrix

Return npowtrans [Lmax + 1][Npow][Npow] transformation matrix [n][original pow][new pow] for each n from 0 up to Lmax

class PowerExpansion.Taylor3D(coefflist=[], Lmax=4, nodeeppcopy=False)

Class that stores a Taylor expansion of a function in 3D, and defines some arithmetic

__add__(other)

Add a set of Taylor expansions

__call__(u, fnu=None)

Method for evaluating our 3D Taylor expansion. We have two approaches: if we are passed a dictionary in fnu that will map (n,l) tuple pairs to either (a) values or (b) functions of a single parameter umagn, then we will compute and return the function value. Otherwise, we return a dictionary mapping (n,l) tuple pairs into values, and leave it at that.

Parameters

- **u** – three vector to evaluate; may (or may not) be normalized

- **fnu** – dictionary of (n,l): value or function pairs.

Return value or dictionary depending on fnu; default is dictionary

__getitem__(*key*)

Indexes (or even slices) into our Taylor expansion.

Parameters **key** – indices for our Taylor expansion

Return Taylor3D Taylor expansion after indexing

__iadd__(*other*)

Add a set of Taylor expansions

classmethod **__initTaylor3Dindexing__**(*Lmax*)

This calls *all* the class methods defined above, and stores them *for the class*. This is intended to be done *once*

Parameters **Lmax** – maximum power / orbital angular momentum

__init__(*coefflist=[], Lmax=4, nodeeppcopy=False*)

Initializes a Taylor3D object, with coefflist (default = empty)

Parameters

- **coefflist** – list((n, lmax, powexpansion)). No type checking; default empty
- **Lmax** – maximum power / orbital angular momentum; can be set only once the first time a Taylor expansion is constructed, and is set for all objects
- **nodeeppcopy** – true if we don't want to copy the matrices on creation of object (i.e., deep copy, which is the default) **Note:** deep copy is strongly preferred. The *only* real reason to use nodeeppcopy is when returning slices / indexing in arrays, but even then we have to be careful about doing things like reductions, etc., that modify matrices *in place*. We always copy the list, but that doesn't make copies of the underlying matrices.

__isub__(*other*)

Subtract a set of Taylor expansions

__mul__(*other*)

Multiply our expansion

Parameters **other** –

Return Taylor3D expansion of product

__neg__()

Return -T3D

__pos__()

Return +T3D

__radd__(*other*)

Add a set of Taylor expansions

__rmul__(*other*)

Multiply our expansion

Parameters **other** –

Return Taylor3D expansion of product

__rsub__(*other*)

Subtract a set of Taylor expansions

__setitem__(*key, value*)

Indexes (or even slices) into our Taylor expansion and “sets”; really only intended to work with another Taylor expansion

Parameters

- **key** – indices for our Taylor expansion
- **value** – assignment value; really, should be

Returns Taylor expansion after indexing

__str__()

Human readable string representation

__sub__(*other*)

Subtract a set of Taylor expansions

__weakref__

list of weak references to the object (if defined)

addhdf5(*HDF5group*)

Adds an HDF5 representation of object into an HDF5group (needs to already exist). Example: if *f* is an open HDF5, then `T3D.addhdf5(f.create_group('T3D'))` will (1) create the group named 'T3D', and then (2) put the T3D representation in that group.

Parameters **HDF5group** – HDF5 group

addterms(*coefflist*)

Add additional coefficients into our object. No type checking. Only works if terms are completely non-overlapping (otherwise, need to use `sum`).

Parameters **coefflist** – list((*n*, *lmax*, *powexpansion*))

classmethod **checkinternalsHDF5**(*HDF5group*)

Reads the power expansion internals into an HDF5group, and performs sanity check

Parameters **HDF5group** – HDF5 group

classmethod **coeffproductcoeff**(*a, b*)

Takes a direction expansion *a* and *b*, and returns the product expansion.

Parameters

- **a** – list((*n*, *lmax*, *powexpansion*))
- **b** – list((*n*, *lmax*, *powexpansion*)) written as a series of coefficients; *n* defines the magnitude function, which is additive; *lmax* is the largest cumulative power of coefficients, and *powexpansion* is a numpy array that can be multiplied. We assume that *a* and *b* have consistent shapes throughout—we *do not test this*; runtime will likely fail if not true. The entries in the list are *tuples* of *n*, *lmax*, *pow*

Return **c** list((*n*, *lmax*, *powexpansion*)), product of *a* and *b*

classmethod **collectcoeff**(*a, inplace=False, atol=1e-10*)

Collects coefficients: sums up all the common *n* values. Best to be done *after* `reduce` is called.

Parameters

- **a** – list((*n*, *lmax*, *powexpansion*)), expansion of function in powers
- **inplace** – modify *a* in place?

Return **coefflist** *a*

classmethod constructexpansion(*basis*, *N=-1*, *pre=None*)

Takes a “basis” for constructing an expansion – list of vectors and matrices – and constructs the expansions up to power *N* (default = *Lmax*)

Parameters

- **list((coeffmatrix, vect))** (*basis*) – expansions to create; $\text{sum}(\text{coeffmatrix} * (\text{vect} * q)^n)$, for powers $n = 0..N$
- **N** – maximum power to consider; for $N=-1$, use *Lmax*
- **pre** – list of prefactors, defining the Taylor expansion. Default = 1

Return **list((n, lmax, powexpansion)),...** our expansion, as input to create Taylor3D objects

copy()

Returns a copy of the current expansion

dumpinternalsHDF5(*HDF5group*)

Adds the initialized power expansion internals into an HDF5group–should be stored for a sanity check

Parameters **HDF5group** – HDF5 group

ildot(*c*)

Computes $c \cdot \text{self}$ in place

inv(*Nmax=0*)

Return the inverse of the expansion, up to order *Nmax*

Parameters **Nmax** – maximum order in the inverse expansion

Return **Taylor3D⁻¹** Taylor series of inverse

classmethod inversecoeff(*a*, *Nmax=0*)

Takes a direction expansion *a*, and returns the inversion expansion (approximated based on the Taylor expansion of $1/(1-x) = \sum_{i=0}^{\infty} x^i$, or $(A+B)^{-1} = ((1+BA^{-1})A)^{-1} = A^{-1}(1-(-BA^1))^{-1} = A^{-1} \sum_{i=0} (-BA^{-1})^i$

NOTE: assumes SMALLEST *n* coefficient is the leading order; only works if that coefficient is also isotropic ($l=0$). Otherwise, raises an error. NOTE: there is no sanity check on whether *Nmax* is reasonable given the expansion and *Lmax* values; *caveat emptor*.

Parameters

- **a** – = list((n, lmax, powexpansion) written as a series of coefficients; *n* defines the magnitude function, which is additive; *lmax* is the largest cumulative power of coefficients, and *powexpansion* is a numpy array that can be multiplied. We assume that *a* and *b* have consistent shapes throughout—we *do not test this*; runtime will likely fail if not true. The entries in the list are *tuples* of *n*, *lmax*, *pow*
- **Nmax** – maximum remaining *n* value in expansion. Default value of 0 means up to a discontinuity correction in an inversion, but higher (or lower) values are possible.

Return **c** list((n, lmax, powexpansion)), inverse of *a*

irdot(*c*)

Computes $\text{self} \cdot c$ in place

irotrate(*powtrans*)

Rotate in place.

Parameters **powtrans** – Npow x Npow matrix, of [oldpow,newpow] corresponding to the rotation

Returns **self**

ldot(c)
Returns $c \cdot self$

classmethod loadhdf5(HDF5group)
Creates a new T3D from an HDF5 group.

Parameters **HDFgroup** – HDF5 group

Return **T3D** new T3D object

classmethod makeLprojections()
Constructs a series of projection matrices for each l component in our power series

Returns **projL[l][p][p']** projection of powers containing *only* l component. -1 component = sum(l=0..Lmax, projL[l]) = simplification projection

classmethod makeYlmpow()
Construct the expansion of the Ylm's in powers of x,y,z. Done via brute force.

Return **Ylmpow[lm, p]** expansion of each Ylm in powers

classmethod makedirectmult()

Return **directmult[p][p']** index that corresponds to the multiplication of power indices p and p'

static makeindexPowerYlm(Lmax)
Analyzes the spherical harmonics and powers for a given Lmax; returns a series of index functions.

Parameters **Lmax** – maximum l value to consider; equal to the sum of powers

Return **NYlm** number of Ylm coefficients

Return **Npower** number of power coefficients

Return **pow2ind[n1][n2][n3]** powers to index

Return **ind2pow[n]** powers for a given index

Return **Ylm2ind[l][m]** (l,m) to index

Return **ind2Ylm[lm]** (l,m) for a given index

Return **powlrange[l]** upper limit of power indices for a given l value; note: [-1] = 0

classmethod makepowYlm()
Construct the expansion of the powers in Ylm's. Done using recursion relations instead of direct calculation. Note: an alternative approach would be Gaussian quadrature.

Return **powYlm[p][lm]** expansion of powers in Ylm; uses indexing scheme above

classmethod makepowercoeff()
Make our power coefficients for our construct expansion method

Return **powercoeff[n][p]** vector we multiply by our power expansion to get the n'th coefficients

classmethod negcoeff(a)
Negates a coefficient expansion a

Parameters = **list((n, lmax, powexpansion)** (a) – expansion of function in powers

Return coefflist -a

nl()

Returns a list of (n,l) pairs in the coefflist

Return nl_list all of the (n,l) pairs that are present in our coefflist

classmethod powexp(u, normalize=True)

Given a vector u, normalize it and return the power expansion of uvec

Parameters

- **u[3]** – vector to apply
- **normalize** – do we normalize u first?

Return upow[Npower] ux uy uz products of powers

Return umagn magnitude of u (if normalized)

rdot(c)

Returns *self* · c

reduce()

Reduce the coefficients: eliminate any n that has zero coefficients, collect all of the same values of n together. Done in place.

classmethod reducecoeff(a, inplace=False, atol=1e-10)

Projects coefficients through Ylm space, then eliminates any zero contributions (including possible reduction in l values, too).

Parameters

- **a** – list((n, lmax, powexpansion), expansion of function in powers
- **inplace** – modify a in place?

Return coefflist a

rotate(powtrans)

Return a rotated version of the expansion.

Parameters **powtrans** – Npow x Npow matrix, of [oldpow,newpow] corresponding to the rotation

Return rTaylor3D Taylor expansion, rotated

classmethod rotatecoeff(a, npowtrans, inplace=False)

Return a rotated version of the expansion. Needs to use pad to work with reduced representations.

Parameters

- **a** – coefficient list
- **npowtrans** – Lmax+1 x Npow x Npow matrix, of [n,oldpow,newpow] corresponding to the rotation

Return rcoeff coefficient list, rotated

classmethod rotatedirections(qptrans)

Takes a transformation matrix qptrans, where $q[i] = \sum_j qptrans[i][j] p[j]$, and returns the Npow x Npow transformation matrix for the new components in terms of the old. NOTE: This is more complex than one might first realize. If we only work with cases where all of the entries for a given power n have those same n (that is, not reduced), then this is straightforward. However, we run into problems with *reductions*: e.g., for n=2, the power $x^0 y^0 z^0$ is, in reality, $x^2 + y^2 + z^2$, and hence *it must be transformed* because we allow non-orthogonal transformation matrices.

Parameters **qptrans** – 3x3 matrix

Return **npowtrans** [Lmax + 1][Npow][Npow] transformation matrix [n][original pow][new pow] for each n from 0 up to Lmax

classmethod scalarproductcoeff(c, a, inplace=False)

Multiplies an coefficient expansion a by a scalar c

Parameters

- **c** – scalar *or* dictionary mapping (n,l) to scalars
- **= list((n, lmax, powexpansion) (a)** – expansion of function in powers
- **inplace** – modify a in place?

Return **coefflist** c*a

separate()

Separate out the coefficients into (n,l) terms where *only* l contributions appear in each.

classmethod separatecoeff(a, inplace=False, atol=1e-10)

Projects coefficients through Ylm space, one by one. Assumes they’ve already been reduced and collected first; if not, could lead to duplicated (n,l) entries in list, which is inefficient (should still *evaluate* the same, just with extra steps). After this, each (n,l) term *only* contains terms equal to l, rather than terms <= l.

Parameters

- **a** – list((n, lmax, powexpansion), expansion of function in powers
- **inplace** – modify a in place?

Return **coefflist** a

classmethod sumcoeff(a, b, alpha=1, beta=1, inplace=False)

Takes Taylor3D expansion a and b, and returns the sum of the expansions.

Param a, b = list((n, lmax, powexpansion) written as a series of coefficients; n defines the magnitude function, which is additive; lmax is the largest cumulative power of coefficients, and powexpansion is a numpy array that can multiplied. We assume that a and b have consistent shapes throughout—we *do not test this*; runtime will likely fail if not true. The entries in the list are *tuples* of n, lmax, pow

Parameters

- **beta** (*alpha*,) – optional scalars: c = alpha*a + beta*b; allows for more efficient expansions
- **inplace** – True if the summation should modify a in place

Return **c** coeff of sum of a and b (! NOTE ! does not return the class!) sum of a and b

classmethod tensorproductcoeff(c, a, leftmultiply=True)

Multiplies an coefficient expansion a by a scalar c

Parameters

- **c** – array *or* dictionary mapping (n,l) to arrays
- **= list((n, lmax, powexpansion) (a)** – expansion of function in powers
- **leftmultiply** – tensordot(c,a) vs. tensordot(a,c)

Return **coefflist** c.a (or a.c)

truncate(*Nmax*, *inplace=False*)

Remove the coefficients above a given *Nmax*; normally returns a new object

Parameters

- **Nmax** – maximum coefficient to include
- **inplace** – do it in place?

classmethod truncatecoeff(*a*, *Nmax*, *inplace=False*)

Remove the coefficients above a given *Nmax*; normally returns a new object

Parameters

- **Nmax** – maximum coefficient to include
- **a** – list((*n*, *lmax*, *powexpansion*), expansion of function in powers
- **inplace** – do it in place?

classmethod zeros(*nmin*, *nmax*, *shape*, *dtype=<class 'complex'>*)

Constructs (and returns) a “zero” Taylor expansion with the prescribed shape. This will be useful for doing slicing assignments. Because of the manner in which slicing works for assignment, we create what looks like a *lot* of zeros, by explicitly making the full range of *l* values.

Parameters

- **nmin** – minimum value of *n*
- **nmax** – maximum value of *n* (inclusive)
- **shape** – shape of matrix, as zeros would expect.

Return Taylor3D Taylor3D, with a zero coefficient list

4.5 GFcalc

GFcalc:

The GFcalc module defines the GFCrystalcalc class for the evaluation of the vacancy Green function.

GFcalc module

Code to compute the lattice Green function for diffusion; this entails inverting the “diffusion” matrix, which is infinite, singular, and has translational invariance. The solution involves fourier transforming to reciprocal space, inverting, and inverse fourier transforming back to real (lattice) space. The complication is that the inversion produces a second order pole which must be treated analytically. Subtracting off the pole then produces a discontinuity at the gamma-point ($q=0$), which also should be treated analytically. Then, the remaining function can be numerically inverse fourier transformed.

class GFcalc.GFCrystalcalc(*crys*, *chem*, *sitelist*, *jumpnetwork*, *Nmax=4*, *kptwt=None*)

Class calculator for the Green function, designed to work with the Crystal class.

This computes the bare vacancy GF. It requires a crystal, chemical identity for the vacancy, list of symmetry unique sites (to define energies / entropies uniquely), and a corresponding jumpnetwork for that vacancy.

BlockInvertOmegaTaylor(*dd*, *dr*, *rd*, *rr*, *D*)

Returns block inverted omega as a Taylor expansion, up to $N_{max} = 0$ (discontinuity correction). Needs to be rotated such that leading order of *D* is isotropic.

Parameters

- **dd** – diffusive/diffusive block (upper left)
- **dr** – diffusive/relaxive block (lower left)
- **rd** – relaxive/diffusive block (upper right)
- **rr** – relaxive/relaxive block (lower right)
- **D** – $dd - dr(rr)^{-1}rd$ (diffusion)

Return gT Taylor expansion of g in block form, and reduced (collected terms)

BlockRotateOmegaTaylor(*omega_Taylor_rotate*)

Returns block partitioned Taylor expansion of a rotated omega Taylor expansion.

Parameters **omega_Taylor_rotate** – rotated into diffusive [0] / relaxive [1:] basis

Return dd diffusive/diffusive block (upper left)

Return dr diffusive/relaxive block (lower left)

Return rd relaxive/diffusive block (upper right)

Return rr relaxive/relaxive block (lower right)

Return D $dd - dr(rr)^{-1}rd$ (diffusion)

Return etav $(rr)^{-1}rd$ (relaxation vector)

BreakdownGroups()

Takes in a crystal, and a chemistry, and constructs the indexing breakdown for each (i,j) pair. :return grouparray: array[NG][3][3] of the NG group operations :return indexpair: array[N][N][NG][2] of the index pair for each group operation

DiagGamma(*omega=None*)

Diagonalize the gamma point (q=0) term

Parameters **omega** – optional; the Taylor expansion to use. If None, use self.omega_Taylor

Return r array of eigenvalues, sorted from 0 to decreasing values.

Return vr array of eigenvectors where vr[:,i] is the vector for eigenvalue r[i]

Diffusivity(*omega_Taylor_D=None*)

Return the diffusivity, or compute it if it's not already known. Uses omega_Taylor_D to compute with maximum efficiency.

Parameters **omega_Taylor_D** – Taylor expansion of the diffusivity component

Return D diffusivity [3,3] array

FourierTransformJumps(*jumpnetwork, N, kpts*)

Generate the Fourier transform coefficients for each jump

Parameters

- **jumpnetwork** – list of unique transitions, as lists of ((i,j), dx)
- **N** – number of sites
- **kpts** – array[Nkpt][3], in Cartesian (same coord. as dx)

Return FTjumps array[Njump][Nkpt][Nsite][Nsite] of FT of the jump network

Return SEjumps array[Nsite][Njump] multiplicity of jump on each site

SetRates(*pre, betaene, preT, betaeneT, pmaxerror=1e-08*)

(Re)sets the rates, given the prefactors and Arrhenius factors for the sites and transitions, using the ordering according to sitelist and jumpnetwork. Initiates all of the calculations so that GF calculation is (fairly) efficient for each input.

Parameters

- **pre** – list of prefactors for site probabilities
- **betaene** – list of βE (energy/kB T) for each site
- **preT** – list of prefactors for transition states
- **betaeneT** – list of βET (energy/kB T) for each transition state
- **pmaxerror** – parameter controlling error from pmax value. Should be same order as integration error.

SymmRates(*pre, betaene, preT, betaeneT*)

Returns a list of lists of symmetrized rates, matched to jumpnetwork

TaylorExpandJumps(*jumpnetwork, N*)

Generate the Taylor expansion coefficients for each jump

Parameters

- **jumpnetwork** – list of unique transitions, as lists of ((i,j), dx)
- **N** – number of sites

Return **T3Djumps** list of Taylor3D expansions of the jump network

__call__(*i, j, dx*)

Evaluate the Green function from site i to site j, separated by vector dx

Parameters

- **i** – site index
- **j** – site index
- **dx** – vector pointing from i to j (can include lattice contributions)

Return **G** Green function value

__init__(*crys, chem, sitelist, jumpnetwork, Nmax=4, kptwt=None*)

Initializes our calculator with the appropriate topology / connectivity. Doesn't require, at this point, the site probabilities or transition rates to be known.

Parameters

- **crys** – Crystal object
- **chem** – index identifying the diffusing species
- **sitelist** – list, grouped into Wyckoff common positions, of unique sites
- **jumpnetwork** – list of unique transitions as lists of ((i,j), dx)
- **Nmax** – maximum range as estimator for kpt mesh generation
- **kptwt** – (optional) tuple of (kpts, wts) to short-circuit kpt mesh generation

__str__()

Return str(self).

__weakref__

list of weak references to the object (if defined)

addhdf5(*HDF5group*)

Adds an HDF5 representation of object into an HDF5group (needs to already exist).

Example: if *f* is an open HDF5, then `GFcalc.addhdf5(f.create_group('GFcalc'))` will (1) create the group named 'GFcalc', and then (2) put the GFcalc representation in that group.

Parameters **HDF5group** – HDF5 group

biascorrection(*etav=None*)

Return the bias correction, or compute it if it's not already known. Uses *etav* to compute.

Parameters **etav** – Taylor expansion of the bias correction

Return **eta** [N,3] array

exp_dxq(*dx*)

Return the array of $\exp(-i \mathbf{q} \cdot \mathbf{dx})$ evaluated over the *q*-points, and accounting for symmetry

Parameters **dx** – vector

Return **exp(-i q.dx)** array of $\exp(-i \cdot dx)$

classmethod loadhdf5(*crys, HDF5group*)

Creates a new GFcalc from an HDF5 group.

Parameters

- **crys** – crystal object–MUST BE PASSED IN as it is not stored with the GFcalc
- **HDFgroup** – HDF5 group

Return **GFcalc** new GFcalc object

static networkcount(*jumpnetwork, N*)

Return a count of how many separate connected networks there are

4.6 OnsagerCalc

OnsagerCalc:

The OnsagerCalc module defines the *Interstitial* class (for computation of interstitial-mediated diffusion), and *VacancyMediated* class (for computation of vacancy-mediated diffusion).

Onsager calculator module: Interstitialcy mechanism and Vacancy-mediated mechanism

Class to create an Onsager “calculator”, which brings two functionalities: 1. determines *what* input is needed to compute the Onsager (mobility, or *L*) tensors 2. constructs the function that calculates those tensors, given the input values.

This class is designed to be combined with code that can, e.g., automatically run some sort of atomistic-scale (DFT, classical potential) calculation of site energies, and energy barriers, and then in concert with scripts to convert such data into rates and probabilities, this will allow for efficient evaluation of transport coefficients.

This implementation will be for vacancy-mediated solute diffusion assumes the dilute limit. The mathematics is based on a Green function solution for the vacancy diffusion. The computation of the GF is included in the GFcalc module.

Now with HDF5 write / read capability for VacancyMediated module

class **OnsagerCalc.Interstitial**(*crys, chem, sitelist, jumpnetwork*)

A class to compute interstitial diffusivity; uses structure of crystal to do most of the heavy lifting in terms of symmetry.

Takes in a crystal that contains the interstitial as one of the chemical elements, to be specified by **chem**, the **sitelist** (list of symmetry equivalent sites), and **jumpnetwork**. Both of the latter can be computed automatically from **crys** methods, but as they are lists, can also be edited or constructed by hand.

__init__(*crys, chem, sitelist, jumpnetwork*)

Initialization; takes an underlying crystal, a choice of atomic chemistry, a corresponding Wyckoff site list and jump network.

Parameters

- **crys** – Crystal object
- **chem** – integer, index into the basis of **crys**, corresponding to the chemical element that hops
- **sitelist** – list of lists of indices, site indices where the atom may hop; grouped by symmetry equivalency
- **jumpnetwork** – list of lists of tuples: (*i, j*), *dx*) symmetry unique transitions; each list is all of the possible transitions from site *i* to site *j* with jump vector *dx*; includes *i*->*j* and *j*->*i*

__str__()

Human readable version of **diffuser**

__weakref__

list of weak references to the object (if defined)

diffusivity(*pre, betaene, preT, betaeneT, CalcDeriv=False*)

Computes the diffusivity for our element given prefactors and energies/kB T. Also returns the negative derivative of diffusivity with respect to beta (used to compute the activation barrier tensor) if **CalcDeriv** = True The input list order corresponds to the **sitelist** and **jumpnetwork**

Parameters

- **pre** – list of prefactors for unique sites
- **betaene** – list of site energies divided by kB T
- **preT** – list of prefactors for transition states
- **betaeneT** – list of transition state energies divided by kB T

Return D[3,3] diffusivity as a 3x3 tensor

Return DE[3,3] diffusivity times activation barrier (if **CalcDeriv** == True)

elastodiffusion(*pre, betaene, dipole, preT, betaeneT, dipoleT*)

Computes the elastodiffusion tensor for our element given prefactors, energies/kB T, and elastic dipoles/kB T The input list order corresponds to the **sitelist** and **jumpnetwork**

Parameters

- **pre** – list of prefactors for unique sites
- **betaene** – list of site energies divided by kB T
- **dipole** – list of elastic dipoles divided by kB T
- **preT** – list of prefactors for transition states
- **betaeneT** – list of transition state energies divided by kB T
- **dipoleT** – list of elastic dipoles divided by kB T

Return D[3,3] diffusivity as 3x3 tensor

Return dD[3,3,3] elastodiffusion tensor as 3x3x3x3 tensor

generateJumpGroupOps()

Generates a list of group operations that transform the first jump in the jump network into all of the other members; one group operation for each.

Return siteGroupOps list of list of group ops that mirrors the structure of jumpnetwork.

generateJumpSymmTensorBasis()

Generates a list of symmetric tensor bases for the first representative transition in our jump network

Return TensorSet list of list of symmetric tensors

generateSiteGroupOps()

Generates a list of group operations that transform the first site in each site list into all of the other members; one group operation for each.

Return siteGroupOps list of list of group ops that mirrors the structure of site list

generateSiteSymmTensorBasis()

Generates a list of symmetric tensor bases for the first representative site in our site list.

Return TensorSet list of symmetric tensors

generatetags()

Create tags for unique interstitial states, and transition states.

Return tags dictionary of tags; each is a list-of-lists

Return tagdict dictionary that maps tag into the index of the corresponding list.

Return tagdicttype dictionary that maps tag into the key for the corresponding list.

jumpDipoles(dipoles)

Returns a list of the elastic dipole for each transition, given the dipoles for the representatives. ("populating" the full set of dipoles)

Parameters dipoles – list of dipoles for the first representative transition

Return dipolelist list of lists of dipole for each jump[site][3][3]

static jumpnetworkYAML(jumpnetwork, dim=3)

Dumps a "sample" YAML formatted version of the jumpnetwork with data to be entered

losstensors(pre, betaene, dipole, preT, betaeneT)

Computes the internal friction loss tensors for our element given prefactors, energies/kB T, and elastic dipoles/kB T The input list order corresponds to the sitelist and jumpnetwork

Parameters

- **pre** – list of prefactors for unique sites
- **betaene** – list of site energies divided by kB T
- **dipole** – list of elastic dipoles divided by kB T
- **preT** – list of prefactors for transition states
- **betaeneT** – list of transition state energies divided by kB T

Return lambdaL list of tuples of (eigenmode, L-tensor) where L-tensor is a 3x3x3x3 loss tensor L-tensor needs to be multiplied by kB T to have proper units of energy.

makesupercells(*super_n*)

Take in a supercell matrix, then generate all of the supercells needed to compute site energies and transitions (corresponding to the representatives).

Parameters *super_n* – 3x3 integer matrix to define our supercell

Return **superdict** dictionary of states, transitions, transmapping, and indices that correspond to dictionaries with tags.

- **superdict**['states'][i] = supercell of site;
- **superdict**['transitions'][n] = (supercell initial, supercell final);
- **superdict**['transmapping'][n] = ((site tag, groupop, mapping), (site tag, groupop, mapping))
- **superdict**['indices'][tag] = index of tag, where tag is either a state or transition tag.

ratelist(*pre, betaene, preT, betaeneT*)

Returns a list of lists of rates, matched to jumpnetwork

siteDipoles(*dipoles*)

Returns a list of the elastic dipole on each site, given the dipoles for the representatives. (“populating” the full set of dipoles)

Parameters *dipoles* – list of dipoles for the first representative site

Return **dipolelist** array of dipole for each site [site][3][3]

static sitelistYAML(*sitelist, dim=3*)

Dumps a “sample” YAML formatted version of the sitelist with data to be entered

siteprob(*pre, betaene*)

Returns our site probabilities, normalized, as a vector

symmratelist(*pre, betaene, preT, betaeneT*)

Returns a list of lists of symmetrized rates, matched to jumpnetwork

class **OnsagerCalc.VacancyMediated**(*crys, chem, sitelist, jumpnetwork, Nthermo=0, NGFmax=4*)

A class to compute vacancy-mediated solute transport coefficients, specifically L_{vv} (vacancy diffusion), L_{ss} (solute), and L_{sv} (off-diagonal). As part of that, it determines *what* quantities are needed as inputs in order to perform this calculation.

Based on crystal class. Also now includes its own GF calculator and cacheing, and storage in HDF5 format.

Requires a crystal, chemical identity of vacancy, list of symmetry-equivalent sites for that chemistry, and a jumpnetwork for the vacancy. The thermodynamic range (number of “shells” – see `crystalStars.StarSet` for precise definition).

GFcalculator(*NGFmax=0*)

Return the GF calculator; create a new one if NGFmax is being changed

Lij(*bFV, bFS, bFSV, bFT0, bFT1, bFT2, large_om2=100000000.0*)

Calculates the transport coefficients: L_{0vv} , L_{ss} , L_{sv} , L_{1vv} from the scaled free energies. The Green function entries are calculated from the `omega0` info. As this is the most time-consuming part of the calculation, we cache these values with a dictionary and hash function.

Parameters

- **bFV[NWyckoff]** – $\beta \cdot \text{eneV} - \ln(\text{preV})$ (relative to minimum value)
- **bFS[NWyckoff]** – $\beta \cdot \text{eneS} - \ln(\text{preS})$ (relative to minimum value)
- **bFSV[Nthermo]** – $\beta \cdot \text{eneSV} - \ln(\text{preSV})$ (excess)

- **bFT0[Nomega0]** – $\beta \cdot \text{eneT0} - \ln(\text{preT0})$ (relative to minimum value of bFV)
- **bFT1[Nomega1]** – $\beta \cdot \text{eneT1} - \ln(\text{preT1})$ (relative to minimum value of bFV + bFS)
- **bFT2[Nomega2]** – $\beta \cdot \text{eneT2} - \ln(\text{preT2})$ (relative to minimum value of bFV + bFS)
- **large_om2** – threshold for changing treatment of omega2 contributions (default: 10^8)

Return Lvv[3, 3] vacancy-vacancy; needs to be multiplied by cv/kBT

Return Lss[3, 3] solute-solute; needs to be multiplied by $cv \cdot cs/kBT$

Return Lsv[3, 3] solute-vacancy; needs to be multiplied by $cv \cdot cs/kBT$

Return Lvv1[3, 3] vacancy-vacancy correction due to solute; needs to be multiplied by $cv \cdot cs/kBT$

__init__(*crys, chem, sitelist, jumpnetwork, Nthermo=0, NGFmax=4*)

Create our diffusion calculator for a given crystal structure, chemical identity, jumpnetwork (for the vacancy) and thermodynamic shell.

Parameters

- **crys** – Crystal object
- **chem** – index identifying the diffusing species
- **sitelist** – list, grouped into Wyckoff common positions, of unique sites
- **jumpnetwork** – list of unique transitions as lists of ((i,j), dx)
- **Nthermo** – range of thermodynamic interaction (in successive jumpnetworks)
- **NGFmax** – parameter controlling k-point density of GF calculator; 4 seems reasonably accurate

__str__()

Human readable version of diffuser

__weakref__

list of weak references to the object (if defined)

addhdf5(*HDF5group*)

Adds an HDF5 representation of object into an HDF5group (needs to already exist).

Example: if *f* is an open HDF5, then `VacancyMediated.addhdf5(f.create_group('Diffuser'))` will (1) create the group named 'Diffuser', and then (2) put the VacancyMediated representation in that group.

Parameters **HDF5group** – HDF5 group

clearcache()

Clear out the GF cache values

generate(*Nthermo*)

Generate the necessary stars, vector-stars, and jump networks based on the thermodynamic range.

Parameters **Nthermo** – range of thermodynamic interactions, in terms of "shells", which is multiple summations of jumpvect

generatematrices()

Generates all the matrices and "helper" pieces, based on our jump networks. This has been separated out in case the user wants to, e.g., prune / modify the networks after they've been created with `generate()`, then `generatematrices()` can be rerun.

generatetags()

Create tags for vacancy states, solute states, solute-vacancy complexes; omega0, omega1, and omega2 transition states.

Return tags dictionary of tags; each is a list-of-lists

Return tagdict dictionary that maps tag into the index of the corresponding list.

Return tagdicttype dictionary that maps tag into the key for the corresponding list.

interactlist()

Return a list of solute-vacancy configurations for interactions. The points correspond to a vector between a solute atom and a vacancy. Defined by Stars.

Return statelist list of PairStates for the solute-vacancy interactions

classmethod loadhdf5(HDF5group)

Creates a new VacancyMediated diffuser from an HDF5 group.

Parameters **HDFgroup** – HDF5 group

Return VacancyMediated new VacancyMediated diffuser object from HDF5

makeLIMBpreene(preS, eneS, preSV, eneSV, preT0, eneT0, **ignoredextraarguments)

Generates corresponding energies / prefactors for corresponding to LIMB (Linearized interpolation of migration barrier approximation). Returns a dictionary. (we ignore extra arguments so that a dictionary including additional entries can be passed)

Parameters

- **preS[NWyckoff]** – prefactor for solute formation
- **eneS[NWyckoff]** – solute formation energy
- **preSV[Nthermo]** – prefactor for solute-vacancy interaction
- **eneSV[Nthermo]** – solute-vacancy binding energy
- **preT0[Nomeg0]** – prefactor for vacancy jump transitions (follows jumpnetwork)
- **eneT0[Nomeg0]** – transition energy for vacancy jumps

Return preT1[Nomega1] prefactor for omega1-style transitions (follows om1_jn)

Return eneT1[Nomega1] transition energy/kBT for omega1-style jumps

Return preT2[Nomega2] prefactor for omega2-style transitions (follows om2_jn)

Return eneT2[Nomega2] transition energy/kBT for omega2-style jumps

makesupercells(super_n)

Take in a supercell matrix, then generate all of the supercells needed to compute site energies and transitions (corresponding to the representatives).

Note: the states are lone vacancy, lone solute, solute-vacancy complexes in our thermodynamic range. Note that there will be escape states are endpoints of some omega1 jumps. They are not relaxed, and have no pre-existing tag. They will only be output as a single endpoint of an NEB run; there may be symmetry equivalent duplicates, as we construct these supercells on an as needed basis.

We've got a few classes of warnings (from most egregious to least) that can issued if the supercell is too small; the analysis will continue despite any warnings:

1. Thermodynamic shell states map to different states in supercell
2. Thermodynamic shell states are not unique in supercell (multiplicity)

3. Kinetic shell states map to different states in supercell
4. Kinetic shell states are not unique in supercell (multiplicity)

The lowest level can still be run reliably but runs the risk of errors in escape transition barriers. Extreme caution should be used if any of the other warnings are raised.

Parameters **super_n** – 3x3 integer matrix to define our supercell

Return **superdict** dictionary of states, transitions, transmapping, indices that correspond to dictionaries with tags; the final tag reference is the basesupercell for calculations without defects.

- **superdict['states'][i]** = supercell of state;
- **superdict['transitions'][n]** = (supercell initial, supercell final);
- **superdict['transmapping'][n]** = ((site tag, groupop, mapping), (site tag, groupop, mapping))
- **superdict['indices'][tag]** = (type, index) of tag, where tag is either a state or transition tag.
- **superdict['reference']** = supercell reference, no defects

maketracerpreene(*preT0, eneT0, **ignoredextraarguments*)

Generates corresponding energies / prefactors for an isotopic tracer. Returns a dictionary. (we ignore extra arguments so that a dictionary including additional entries can be passed)

Parameters

- **preT0[Nomega0]** – prefactor for vacancy jump transitions (follows jumpnetwork)
- **eneT0[Nomega0]** – transition energy state for vacancy jumps

Return **preS[NWyckoff]** prefactor for solute formation

Return **eneS[NWyckoff]** solute formation energy

Return **preSV[Nthermo]** prefactor for solute-vacancy interaction

Return **eneSV[Nthermo]** solute-vacancy binding energy

Return **preT1[Nomega1]** prefactor for omega1-style transitions (follows om1_jn)

Return **eneT1[Nomega1]** transition energy for omega1-style jumps

Return **preT2[Nomega2]** prefactor for omega2-style transitions (follows om2_jn)

Return **eneT2[Nomega2]** transition energy for omega2-style jumps

omegalist(*fivefreqindex=1*)

Return a list of pairs of endpoints for a vacancy jump, corresponding to omega1 or omega2 Solute at the origin, vacancy hopping between two sites. Defined by om1_jumpnetwork

Parameters **fivefreqindex** – 1 or 2, corresponding to omega1 or omega2

Return **omegalist** list of tuples of PairStates

Return **omegajumptype** index of corresponding omega0 jumptype

static **preene2betafree**(*kT, preV, eneV, preS, eneS, preSV, eneSV, preT0, eneT0, preT1, eneT1, preT2, eneT2, **ignoredextraarguments*)

Read in a series of prefactors ($\exp(S/k_B)$) and energies, and return βF for energies and transition state energies. Used to provide scaled values to Lij(). Can specify all of the entries using a dictionary; e.g., **preene2betafree**(**kT**, ****data_dict**) and then send that output as input to Lij:

`Lij(*preene2betafree(kT, **data_dict))` (we ignore extra arguments so that a dictionary including additional entries can be passed)

Parameters

- **kT** – temperature times Boltzmann’s constant k_B
- **preV** – prefactor for vacancy formation (prod of inverse vibrational frequencies)
- **eneV** – vacancy formation energy
- **preS** – prefactor for solute formation (prod of inverse vibrational frequencies)
- **eneS** – solute formation energy
- **preSV** – excess prefactor for solute-vacancy binding
- **eneSV** – solute-vacancy binding energy
- **preT0** – prefactor for vacancy transition state
- **eneT0** – energy for vacancy transition state (relative to eneV)
- **preT1** – prefactor for vacancy swing transition state
- **eneT1** – energy for vacancy swing transition state (relative to eneV + eneS + eneSV)
- **preT2** – prefactor for vacancy exchange transition state
- **eneT2** – energy for vacancy exchange transition state (relative to eneV + eneS + eneSV)

Return bFV $\beta \text{eneV} - \ln(\text{preV})$ (relative to minimum value)

Return bFS $\beta \text{eneS} - \ln(\text{preS})$ (relative to minimum value)

Return bFSV $\beta \text{eneSV} - \ln(\text{preSV})$ (excess)

Return bFT0 $\beta \text{eneT0} - \ln(\text{preT0})$ (relative to minimum value of bFV)

Return bFT1 $\beta \text{eneT1} - \ln(\text{preT1})$ (relative to minimum value of bFV + bFS)

Return bFT2 $\beta \text{eneT2} - \ln(\text{preT2})$ (relative to minimum value of bFV + bFS)

tags2preene(*usertagdict*, *VERBOSE=False*)

Generates energies and prefactors based on a dictionary of tags.

Parameters

- **usertagdict** – dictionary where the keys are tags, and the values are tuples: (pre, ene)
- **VERBOSE** – (optional) if True, also return a dictionary of missing tags, duplicate tags, and bad tags

Return thermodict dictionary of ene’s and pre’s corresponding to usertagdict

Return missingdict dictionary with keys corresponding to tag types, and the values are lists of lists of symmetry equivalent tags that are missing

Return duplicatelist list of lists of tags in usertagdict that are (symmetry) duplicates

Return badtaglist list of all tags in usertagdict that aren’t found in our dictionary

OnsagerCalc.arrays2vTKdict(*vTKarray*, *valarray*, *vTKsplits*)

Takes two arrays of vTK keys and values, and the splits to separate vTKarray back into vTK and returns a dictionary indexed by the vTK.

Parameters

- **vTKarray** – array of vTK entries
- **valarray** – array of values
- **vTKsplits** – split placement for vTK entries

Return vTKdict dictionary, indexed by vTK objects, whose entries are arrays

OnsagerCalc.vTKdict2arrays(vTKdict)

Takes a dictionary indexed by vTK objects, returns two arrays of vTK keys and values, and the splits to separate vTKarray back into vTK

Parameters vTKdict – dictionary, indexed by vTK objects, whose entries are arrays

Return vTKarray array of vTK entries

Return valarray array of values

Return vTKsplits split placement for vTK entries

class OnsagerCalc.vacancyThermoKinetics

Class to store (in a hashable manner) the thermodynamics and kinetics for the vacancy

Parameters

- **pre** – prefactors for sites
- **betaene** – energy for sites / kBT
- **preT** – prefactors for transition states
- **betaeneT** – transition state energy for sites / kBT

__eq__(other)

Return self==value.

__hash__()

Return hash(self).

__ne__(other)

Return self!=value.

__repr__()

Return a nicely formatted representation string

static vacancyThermoKinetics_constructor(loader, node)

Construct a GroupOp from YAML

static vacancyThermoKinetics_representer(dumper, data)

Output a PairState

4.7 Automator

Automator:

The automator module defines functions that create a tarball from a supercell dictionary.

Automator code

Functions to convert from a supercell dictionary (output from a Diffuser) into a tarball that contains all of the input files in an organized directory structure to run the atomic-scale transition state calculations. This includes:

1. All positions in POSCAR format (POSCAR files for states to relax, POS as reference for transition endpoints that need to be relaxed)
2. Transformation information from relaxed states to initial states.
3. INCAR files for relaxation and NEB runs; KPOINTS for each.
4. perl script to transform CONTCAR output from a state relaxation to NEB endpoints.
5. perl script to linearly interpolate between NEB endpoints.*
6. Makefile to run NEB construction.

Note: the NEB interpolator script (nebmake.pl) is part of the [VTST scripts](#).

`automator.map2string(tag, groupop, mapping)`

Takes in a map: tag, groupop, mapping and constructs a string representation to be dumped to a file. If we want to call using the tuple, `map2string(*(map))` will suffice.

Parameters

- **tag** – string of initial state to rotate
- **groupop** – see `crystal.GroupOp`; we use the rot and trans. This is in the supercell coord.
- **mapping** – in “chemorder” format; list by chemistry of lists of indices of position in initial cell to use.

Return string_rep string representation (to be used by an external script)

`automator.supercelltar(tar, superdict, filemode=436, directmode=509, timestamp=None, INCAR-relax='SYSTEM = {system}\nPREC = High\nISIF = 2\nEDIFF = 1E-8\nEDIFFG = -10E-3\nIBRION = 2\nNSW = 50\nISMEAR = 1\nSIGMA = 0.1\n# ENCUT =\n# NGX =\n# NGY =\n# NGZ =\n# NGXF =\n# NGYF =\n# NGZF =\n# NPAR =\nLWAVE = .FALSE.\nLCHARG = .FALSE.\nLREAL = .FALSE.\nVOSKOWN = 1\n', INCARNEB='SYSTEM = {system}\nPREC = High\nISIF = 2\nEDIFF = 1E-8\nEDIFFG = -10E-3\nIBRION = 2\nNSW = 50\nISMEAR = 1\nSIGMA = 0.1\n# ENCUT =\n# NGX =\n# NGY =\n# NGZ =\n# NGXF =\n# NGYF =\n# NGZF =\n# NPAR =\nLWAVE = .FALSE.\nLCHARG = .FALSE.\nLREAL = .FALSE.\nVOSKOWN = 1\nIM-AGES = 1\nSPRING = -5\nLCLIMB = .TRUE.\nNELMIN = 4\nNFREE = 10\n', KPOINTS='Gamma\n1\nReciprocal\n0. 0. 1.\n', basedir='', state-name='relax.', transitionname='neb.', IDformat='{02d}', JSONdict='tags.json', YAMLdef='supercell.yaml')`

Takes in a tarfile (needs to be open for writing) and a `superdict` (from a diffuser) and creates the full directory structure inside the tarfile. Best used in a form like

```
with tarfile.open('supercells.tar.gz', mode='w:gz') as tar:
    automator.supercelltar(tar, superdict)
```

Parameters

- **tar** – tarfile open for writing; may contain other files in advance.
- **superdict** – dictionary of states, transitions, transmapping, indices that correspond to dictionaries with tags; the final tag reference is the basesupercell for calculations without defects.
 - `superdict['states'][i] = supercell of state;`
 - `superdict['transitions'][n] = (supercell initial, supercell final);`

- `superdict['mapping'][n] = ((site tag, groupop, mapping), (site tag, groupop, mapping))`
- `superdict['indices'][tag] = (type, index) of tag, where tag is either a state or transition tag; or. . .`
- `superdict['indices'][tag] = index of tag, where tag is either a state or transition tag.`
- `superdict['reference'] = (optional) supercell reference, no defects`
- **filemode** – mode to use for files (default: 664)
- **directmode** – mode to use for directories (default: 775)
- **timestamp** – UNIX time for files; if None, use current time (default)
- **INCARrelax** – contents of INCAR file to use for relaxation; must contain {system} to be replaced by tag value (default: automator.INCARrelax)
- **INCARNEB** – contents of INCAR file to use for NEB; must contain {system} to be replaced by tag value (default: automator.INCARNEB)
- **KPOINTS** – contents of KPOINTS file (default: gamma-point only calculation); if None or empty, no KPOINTS file at all
- **basedir** – prepended to all files/directories (default: “”)
- **statename** – prepended to all state names, before 2 digit number (default: relax.)
- **transitionname** – prepended to all transition names, before 2 digit number (default: neb.)
- **IDformat** – format for integer tags (default: {:02d})
- **JSONdict** – name of JSON file storing the tags corresponding to each directory (default: tags.json)
- **YAMLdef** – YAML file containing full definition of supercells, relationship, etc. (default: supercell.yaml); set to None to not output. **may want to change this to None for the future**
- modindex

INDICES AND TABLES

- genindex
- modindex
- search

PYTHON MODULE INDEX

a

`automator`, [133](#)

c

`crystal`, [93](#)

`crystalStars`, [103](#)

g

`GFcalc`, [122](#)

o

`OnsagerCalc`, [125](#)

p

`PowerExpansion`, [113](#)

s

`supercell`, [110](#)

Symbols

- `__add__()` (*PowerExpansion.Taylor3D* method), 115
- `__add__()` (*crystal.GroupOp* method), 100
- `__add__()` (*crystalStars.PairState* method), 104
- `__add__()` (*crystalStars.StarSet* method), 105
- `__call__()` (*GFcalc.GFCrystalcalc* method), 124
- `__call__()` (*PowerExpansion.Taylor3D* method), 115
- `__contains__()` (*crystalStars.StarSet* method), 105
- `__eq__()` (*OnsagerCalc.vacancyThermoKinetics* method), 133
- `__eq__()` (*crystal.GroupOp* method), 100
- `__eq__()` (*crystalStars.PairState* method), 104
- `__eq__()` (*supercell.Supercell* method), 110
- `__getitem__()` (*PowerExpansion.Taylor3D* method), 116
- `__getitem__()` (*supercell.Supercell* method), 110
- `__hash__()` (*OnsagerCalc.vacancyThermoKinetics* method), 133
- `__hash__()` (*crystal.GroupOp* method), 100
- `__hash__()` (*crystalStars.PairState* method), 104
- `__iadd__()` (*PowerExpansion.Taylor3D* method), 116
- `__iadd__()` (*crystalStars.StarSet* method), 105
- `__imul__()` (*supercell.Supercell* method), 111
- `__initTaylor2Dindexing__()` (*PowerExpansion.Taylor2D* class method), 114
- `__initTaylor3Dindexing__()` (*PowerExpansion.Taylor3D* class method), 116
- `__init__()` (*GFcalc.GFCrystalcalc* method), 124
- `__init__()` (*OnsagerCalc.Interstitial* method), 126
- `__init__()` (*OnsagerCalc.VacancyMediated* method), 129
- `__init__()` (*PowerExpansion.Taylor2D* method), 114
- `__init__()` (*PowerExpansion.Taylor3D* method), 116
- `__init__()` (*crystal.Crystal* method), 94
- `__init__()` (*crystalStars.StarSet* method), 105
- `__init__()` (*crystalStars.VectorStarSet* method), 107
- `__init__()` (*supercell.Supercell* method), 111
- `__isub__()` (*PowerExpansion.Taylor3D* method), 116
- `__mul__()` (*PowerExpansion.Taylor3D* method), 116
- `__mul__()` (*crystal.GroupOp* method), 100
- `__mul__()` (*supercell.Supercell* method), 111
- `__ne__()` (*OnsagerCalc.vacancyThermoKinetics* method), 133
- `__ne__()` (*crystal.GroupOp* method), 100
- `__ne__()` (*crystalStars.PairState* method), 104
- `__ne__()` (*supercell.Supercell* method), 111
- `__neg__()` (*PowerExpansion.Taylor3D* method), 116
- `__neg__()` (*crystalStars.PairState* method), 104
- `__pos__()` (*PowerExpansion.Taylor3D* method), 116
- `__radd__()` (*PowerExpansion.Taylor3D* method), 116
- `__repr__()` (*OnsagerCalc.vacancyThermoKinetics* method), 133
- `__repr__()` (*crystal.Crystal* method), 95
- `__rmul__()` (*PowerExpansion.Taylor3D* method), 116
- `__rmul__()` (*supercell.Supercell* method), 111
- `__rsub__()` (*PowerExpansion.Taylor3D* method), 116
- `__sane__()` (*crystal.GroupOp* method), 100
- `__sane__()` (*crystalStars.PairState* method), 104
- `__sane__()` (*supercell.Supercell* method), 111
- `__setitem__()` (*PowerExpansion.Taylor3D* method), 116
- `__setitem__()` (*supercell.Supercell* method), 111
- `__str__()` (*GFcalc.GFCrystalcalc* method), 124
- `__str__()` (*OnsagerCalc.Interstitial* method), 126
- `__str__()` (*OnsagerCalc.VacancyMediated* method), 129
- `__str__()` (*PowerExpansion.Taylor2D* method), 114
- `__str__()` (*PowerExpansion.Taylor3D* method), 117
- `__str__()` (*crystal.Crystal* method), 95
- `__str__()` (*crystal.GroupOp* method), 100
- `__str__()` (*crystalStars.PairState* method), 104
- `__str__()` (*crystalStars.StarSet* method), 105
- `__str__()` (*supercell.Supercell* method), 111
- `__sub__()` (*PowerExpansion.Taylor3D* method), 117
- `__sub__()` (*crystal.GroupOp* method), 100
- `__sub__()` (*crystalStars.PairState* method), 104
- `__weakref__` (*GFcalc.GFCrystalcalc* attribute), 124
- `__weakref__` (*OnsagerCalc.Interstitial* attribute), 126
- `__weakref__` (*OnsagerCalc.VacancyMediated* attribute), 129
- `__weakref__` (*PowerExpansion.Taylor3D* attribute), 117
- `__weakref__` (*crystal.Crystal* attribute), 95
- `__weakref__` (*crystalStars.StarSet* attribute), 105

`__weakref__` (*crystalStars.VectorStarSet* attribute), 107
`__weakref__` (*supercell.SuperCell* attribute), 111
`__xor__`() (*crystalStars.PairState* method), 104

A

`addbasis`() (*crystal.Crystal* method), 95
`addhdf5`() (*crystalStars.StarSet* method), 105
`addhdf5`() (*crystalStars.VectorStarSet* method), 107
`addhdf5`() (*GFcalc.GFCrystalcalc* method), 124
`addhdf5`() (*OnsagerCalc.VacancyMediated* method), 129
`addhdf5`() (*PowerExpansion.Taylor3D* method), 117
`addterms`() (*PowerExpansion.Taylor3D* method), 117
`array2PSlist`() (in module *crystalStars*), 109
`arrays2vTKdict`() (in module *OnsagerCalc*), 132
`automator` (module), 133

B

`bareexpansions`() (*crystalStars.VectorStarSet* method), 107
`BCC`() (*crystal.Crystal* class method), 93
`biascorrection`() (*GFcalc.GFCrystalcalc* method), 125
`biasexpansions`() (*crystalStars.VectorStarSet* method), 108
`BlockInvertOmegaTaylor`() (*GFcalc.GFCrystalcalc* method), 122
`BlockRotateOmegaTaylor`() (*GFcalc.GFCrystalcalc* method), 123
`BreakdownGroups`() (*GFcalc.GFCrystalcalc* method), 123

C

`calcmetric`() (*crystal.Crystal* method), 95
`cart2pos`() (*crystal.Crystal* method), 95
`cart2unit`() (*crystal.Crystal* method), 95
`center`() (*crystal.Crystal* method), 96
`checkinternalsHDF5`() (*PowerExpansion.Taylor2D* class method), 114
`checkinternalsHDF5`() (*PowerExpansion.Taylor3D* class method), 117
`chemindex`() (*crystal.Crystal* method), 96
`clearcache`() (*OnsagerCalc.VacancyMediated* method), 129
`coeffproductcoeff`() (*PowerExpansion.Taylor3D* class method), 117
`collectcoeff`() (*PowerExpansion.Taylor3D* class method), 117
`CombineTensorBasis`() (in module *crystal*), 93
`CombineVectorBasis`() (in module *crystal*), 93
`constructexpansion`() (*PowerExpansion.Taylor3D* class method), 117
`copy`() (*crystalStars.StarSet* method), 105
`copy`() (*PowerExpansion.Taylor3D* method), 118

`copy`() (*supercell.SuperCell* method), 111
`Crystal` (class in *crystal*), 93
`crystal` (module), 93
`crystalStars` (module), 103

D

`defectindices`() (*supercell.SuperCell* method), 111
`definesolute`() (*supercell.SuperCell* method), 112
`DiagGamma`() (*GFcalc.GFCrystalcalc* method), 123
`diffgenerate`() (*crystalStars.StarSet* method), 105
`Diffusivity`() (*GFcalc.GFCrystalcalc* method), 123
`diffusivity`() (*OnsagerCalc.Interstitial* method), 126
`doublelist2flatlistindex`() (in module *crystalStars*), 109
`dumpinternalsHDF5`() (*PowerExpansion.Taylor2D* method), 114
`dumpinternalsHDF5`() (*PowerExpansion.Taylor3D* method), 118

E

`eigen`() (*crystal.GroupOp* method), 100
`elastodiffusion`() (*OnsagerCalc.Interstitial* method), 126
`equivalencemap`() (*supercell.SuperCell* method), 112
`exp_dxq`() (*GFcalc.GFCrystalcalc* method), 125

F

`FCC`() (*crystal.Crystal* class method), 94
`fillperiodic`() (*supercell.SuperCell* method), 112
`flatlistindex2doublelist`() (in module *crystalStars*), 109
`FourierTransformJumps`() (*GFcalc.GFCrystalcalc* method), 123
`FourthRankIsotropic`() (in module *crystal*), 100
`fromcrys`() (*crystalStars.PairState* class method), 104
`fromcrys_latt`() (*crystalStars.PairState* class method), 104
`fromdict`() (*crystal.Crystal* class method), 96
`fullkptmesh`() (*crystal.Crystal* method), 96
`FullVectorBasis`() (*crystal.Crystal* method), 94

G

`g`() (*crystalStars.PairState* method), 104
`g_cart`() (*crystal.Crystal* method), 96
`g_dirac`() (*crystal.Crystal* static method), 96
`g_dirac_equivalent`() (*crystal.Crystal* method), 96
`g_pos`() (*crystal.Crystal* method), 96
`g_tensor`() (*crystal.Crystal* static method), 97
`g_vect`() (*crystal.Crystal* static method), 97
`gcdlist`() (in module *crystal*), 102
`genBZG`() (*crystal.Crystal* method), 97
`generate`() (*crystalStars.StarSet* method), 106
`generate`() (*crystalStars.VectorStarSet* method), 108

[generate\(\)](#) (*OnsagerCalc.VacancyMediated* method), [129](#)
[generateJumpGroupOps\(\)](#) (*OnsagerCalc.Interstitial* method), [127](#)
[generateJumpSymmTensorBasis\(\)](#) (*OnsagerCalc.Interstitial* method), [127](#)
[generatematrices\(\)](#) (*OnsagerCalc.VacancyMediated* method), [129](#)
[generateouter\(\)](#) (*crystalStars.VectorStarSet* method), [108](#)
[generateSiteGroupOps\(\)](#) (*OnsagerCalc.Interstitial* method), [127](#)
[generateSiteSymmTensorBasis\(\)](#) (*OnsagerCalc.Interstitial* method), [127](#)
[generatetags\(\)](#) (*OnsagerCalc.Interstitial* method), [127](#)
[generatetags\(\)](#) (*OnsagerCalc.VacancyMediated* method), [129](#)
[gengroup\(\)](#) (*crystal.Crystal* method), [97](#)
[gengroup\(\)](#) (*supercell.SuperCell* method), [112](#)
[genpoint\(\)](#) (*crystal.Crystal* method), [97](#)
[genWyckoffsets\(\)](#) (*crystal.Crystal* method), [97](#)
[GFcalc](#) (module), [122](#)
[GFcalculator\(\)](#) (*OnsagerCalc.VacancyMediated* method), [128](#)
[GFCrystalcalc](#) (class in *GFcalc*), [122](#)
[GFexpansion\(\)](#) (*crystalStars.VectorStarSet* method), [107](#)
[GroupOp](#) (class in *crystal*), [100](#)
[GroupOp_constructor\(\)](#) (*crystal.GroupOp* static method), [100](#)
[GroupOp_representer\(\)](#) (*crystal.GroupOp* static method), [100](#)

H

[HCP\(\)](#) (*crystal.Crystal* class method), [94](#)

I

[ident\(\)](#) (*crystal.GroupOp* class method), [101](#)
[ildot\(\)](#) (*PowerExpansion.Taylor3D* method), [118](#)
[inBZ\(\)](#) (*crystal.Crystal* method), [97](#)
[incell\(\)](#) (*crystal.GroupOp* method), [101](#)
[incell\(\)](#) (in module *crystal*), [102](#)
[index\(\)](#) (*supercell.SuperCell* method), [112](#)
[inhalf\(\)](#) (*crystal.GroupOp* method), [101](#)
[inhalf\(\)](#) (in module *crystal*), [102](#)
[interactlist\(\)](#) (*OnsagerCalc.VacancyMediated* method), [130](#)
[Interstitial](#) (class in *OnsagerCalc*), [125](#)
[inv\(\)](#) (*crystal.GroupOp* method), [101](#)
[inv\(\)](#) (*PowerExpansion.Taylor3D* method), [118](#)
[inversecoeff\(\)](#) (*PowerExpansion.Taylor3D* class method), [118](#)
[irdot\(\)](#) (*PowerExpansion.Taylor3D* method), [118](#)

[irotate\(\)](#) (*PowerExpansion.Taylor3D* method), [118](#)
[isotropicFourthRank\(\)](#) (in module *crystal*), [102](#)
[iszero\(\)](#) (*crystalStars.PairState* method), [104](#)

J

[jumpDipoles\(\)](#) (*OnsagerCalc.Interstitial* method), [127](#)
[jumpnetwork\(\)](#) (*crystal.Crystal* method), [98](#)
[jumpnetwork2lattice\(\)](#) (*crystal.Crystal* method), [98](#)
[jumpnetwork_omega1\(\)](#) (*crystalStars.StarSet* method), [106](#)
[jumpnetwork_omega2\(\)](#) (*crystalStars.StarSet* method), [106](#)
[jumpnetworkYAML\(\)](#) (*OnsagerCalc.Interstitial* static method), [127](#)

K

[KrogerVink\(\)](#) (*supercell.SuperCell* method), [110](#)

L

[ldot\(\)](#) (*PowerExpansion.Taylor3D* method), [119](#)
[Lij\(\)](#) (*OnsagerCalc.VacancyMediated* method), [128](#)
[loadhdf5\(\)](#) (*crystalStars.StarSet* class method), [106](#)
[loadhdf5\(\)](#) (*crystalStars.VectorStarSet* class method), [108](#)
[loadhdf5\(\)](#) (*GFcalc.GFCrystalcalc* class method), [125](#)
[loadhdf5\(\)](#) (*OnsagerCalc.VacancyMediated* class method), [130](#)
[loadhdf5\(\)](#) (*PowerExpansion.Taylor3D* class method), [119](#)
[losstensors\(\)](#) (*OnsagerCalc.Interstitial* method), [127](#)

M

[makedirectmult\(\)](#) (*PowerExpansion.Taylor2D* class method), [114](#)
[makedirectmult\(\)](#) (*PowerExpansion.Taylor3D* class method), [119](#)
[makeFCpow\(\)](#) (*PowerExpansion.Taylor2D* class method), [114](#)
[makeindexPowerFC\(\)](#) (*PowerExpansion.Taylor2D* static method), [114](#)
[makeindexPowerYlm\(\)](#) (*PowerExpansion.Taylor3D* static method), [119](#)
[makeLIMBpreene\(\)](#) (*OnsagerCalc.VacancyMediated* method), [130](#)
[makeLprojections\(\)](#) (*PowerExpansion.Taylor2D* class method), [114](#)
[makeLprojections\(\)](#) (*PowerExpansion.Taylor3D* class method), [119](#)
[makepowercoeff\(\)](#) (*PowerExpansion.Taylor2D* class method), [115](#)
[makepowercoeff\(\)](#) (*PowerExpansion.Taylor3D* class method), [119](#)
[makepowFC\(\)](#) (*PowerExpansion.Taylor2D* class method), [115](#)

`makepowYlm()` (*PowerExpansion.Taylor3D class method*), 119
`makesites()` (*supercell.SuperCell method*), 112
`makesupercells()` (*OnsagerCalc.Interstitial method*), 127
`makesupercells()` (*OnsagerCalc.VacancyMediated method*), 130
`maketracerpreene()` (*OnsagerCalc.VacancyMediated method*), 131
`maketrans()` (*supercell.SuperCell static method*), 113
`makeYlmpow()` (*PowerExpansion.Taylor3D class method*), 119
`map2string()` (*in module automator*), 134
`maptranslation()` (*in module crystal*), 102
`minlattice()` (*crystal.Crystal method*), 98

N

`ndarray_representer()` (*in module crystal*), 103
`negcoeff()` (*PowerExpansion.Taylor3D class method*), 119
`networkcount()` (*GFcalc.GFCrystalcalc static method*), 125
`nl()` (*PowerExpansion.Taylor3D method*), 120
`nnlist()` (*crystal.Crystal method*), 98

O

`occposlist()` (*supercell.SuperCell method*), 113
`omegalist()` (*OnsagerCalc.VacancyMediated method*), 131
`OnsagerCalc` (*module*), 125
`optype()` (*crystal.GroupOp static method*), 101
`originstateVectorBasisfolddown()` (*crystal-Stars.VectorStarSet method*), 108

P

`PairState` (*class in crystalStars*), 103
`PairState_constructor()` (*crystalStars.PairState static method*), 104
`PairState_representer()` (*crystalStars.PairState static method*), 104
`pos2cart()` (*crystal.Crystal method*), 98
`POSCAR()` (*supercell.SuperCell method*), 110
`PowerExpansion` (*module*), 113
`powexp()` (*PowerExpansion.Taylor2D class method*), 115
`powexp()` (*PowerExpansion.Taylor3D class method*), 120
`preene2betafree()` (*OnsagerCalc.VacancyMediated static method*), 131
`ProjectTensorBasis()` (*in module crystal*), 101
`PSlist2array()` (*in module crystalStars*), 103

R

`rateexpansions()` (*crystalStars.VectorStarSet method*), 109
`ratelist()` (*OnsagerCalc.Interstitial method*), 128
`rdot()` (*PowerExpansion.Taylor3D method*), 120
`reduce()` (*crystal.Crystal method*), 98
`reduce()` (*PowerExpansion.Taylor3D method*), 120
`reducecoeff()` (*PowerExpansion.Taylor3D class method*), 120
`reducekptmesh()` (*crystal.Crystal method*), 99
`remapbasis()` (*crystal.Crystal method*), 99
`reorder()` (*supercell.SuperCell method*), 113
`rotate()` (*PowerExpansion.Taylor3D method*), 120
`rotatecoeff()` (*PowerExpansion.Taylor3D class method*), 120
`rotatedirections()` (*PowerExpansion.Taylor2D class method*), 115
`rotatedirections()` (*PowerExpansion.Taylor3D class method*), 120

S

`scalarproductcoeff()` (*PowerExpansion.Taylor3D class method*), 121
`separate()` (*PowerExpansion.Taylor3D method*), 121
`separatecoeff()` (*PowerExpansion.Taylor3D class method*), 121
`setocc()` (*supercell.SuperCell method*), 113
`SetRates()` (*GFcalc.GFCrystalcalc method*), 123
`simpleYAML()` (*crystal.Crystal method*), 99
`siteDipoles()` (*OnsagerCalc.Interstitial method*), 128
`sitelist()` (*crystal.Crystal method*), 99
`sitelistYAML()` (*OnsagerCalc.Interstitial static method*), 128
`siteprob()` (*OnsagerCalc.Interstitial method*), 128
`starindex()` (*crystalStars.StarSet method*), 106
`StarSet` (*class in crystalStars*), 105
`stateindex()` (*crystalStars.StarSet method*), 106
`stoichiometry()` (*supercell.SuperCell method*), 113
`strain()` (*crystal.Crystal method*), 99
`sumcoeff()` (*PowerExpansion.Taylor3D class method*), 121
`Supercell` (*class in supercell*), 110
`supercell` (*module*), 110
`supercelltar()` (*in module automator*), 134
`symmatch()` (*crystalStars.StarSet method*), 106
`symmequivjumplist()` (*crystalStars.StarSet method*), 107
`symmratelist()` (*OnsagerCalc.Interstitial method*), 128
`SymmRates()` (*GFcalc.GFCrystalcalc method*), 124
`SymmTensorBasis()` (*crystal.Crystal method*), 94
`SymmTensorBasis()` (*in module crystal*), 101

T

tags2preene() (*OnsagerCalc.VacancyMediated*
method), 132
 Taylor2D (*class in PowerExpansion*), 113
 Taylor3D (*class in PowerExpansion*), 115
 TaylorExpandJumps() (*GFcalc.GFCrystalcalc*
method), 124
 tensorproductcoeff() (*PowerExpansion.Taylor3D*
class method), 121
 truncate() (*PowerExpansion.Taylor3D method*), 121
 truncatecoeff() (*PowerExpansion.Taylor3D class*
method), 122

U

unit2cart() (*crystal.Crystal method*), 99

V

VacancyMediated (*class in OnsagerCalc*), 128
 vacancyThermoKinetics (*class in OnsagerCalc*), 133
 vacancyThermoKinetics_constructor() (*Onsager-*
Calc.vacancyThermoKinetics static method),
 133
 vacancyThermoKinetics_representer() (*Onsager-*
Calc.vacancyThermoKinetics static method),
 133
 vectlist() (*crystal.Crystal static method*), 100
 VectorBasis() (*crystal.Crystal method*), 94
 VectorBasis() (*in module crystal*), 101
 VectorStarSet (*class in crystalStars*), 107
 Voigtstrain() (*in module crystal*), 102
 vTKdict2arrays() (*in module OnsagerCalc*), 133

W

Wyckoffpos() (*crystal.Crystal method*), 94

Z

zero() (*crystalStars.PairState class method*), 104
 zeroclean() (*in module crystalStars*), 110
 zeros() (*PowerExpansion.Taylor3D class method*), 122