


pcdl, pandas, and anndata data analysis plots

Elmar Bucher

PhD Student 2013-09-17

PhysiCell Project



PhysiCell data analysis with one lines

- PhysiCell sample project 2D: interaction.
- PhysiCell sample project 3D: cancer-immune.
- Tutorial:
<https://github.com/elmbeech/physicelldataloader/blob/master/man/TUTORIAL.md>
- Jupyter notebook:
https://github.com/elmbeech/physicelldataloader/blob/master/man/jupyter/pcdl_repl_programming.ipynb



LUDDY

SCHOOL OF INFORMATICS, COMPUTING, AND ENGINEERING

PhysiCell Project

PhysiCell.org

 **@PhysiCell**

pcdl dataset fetching functions

core python:

- `mcdsts.get_cell_df_states()` # python dictionary with **feature to states** or state count mapping.
- `mcdsts.get_conc_df_states()` # python dictionary with **feature to states** or state count mapping.

pandas:

- `mcds.get_cell_df()` # pandas DataFrame with **cell agent to categorical and numerical data** mapping.
- `mcds.get_conc_df()` # pandas DataFrame with **voxel to substrate concentration** mapping.
- `mcds.get_unit_se()` # pandas Series with **parameter to unit** mapping.

scverse:

- `mcds.get_anndata()` # transform PhysiCell **TimeStep** into **anndata** object.
- `mcdsts.get_anndata()` # transform PhysiCell **TimeSeries** into **anndata** object.



LUDDY

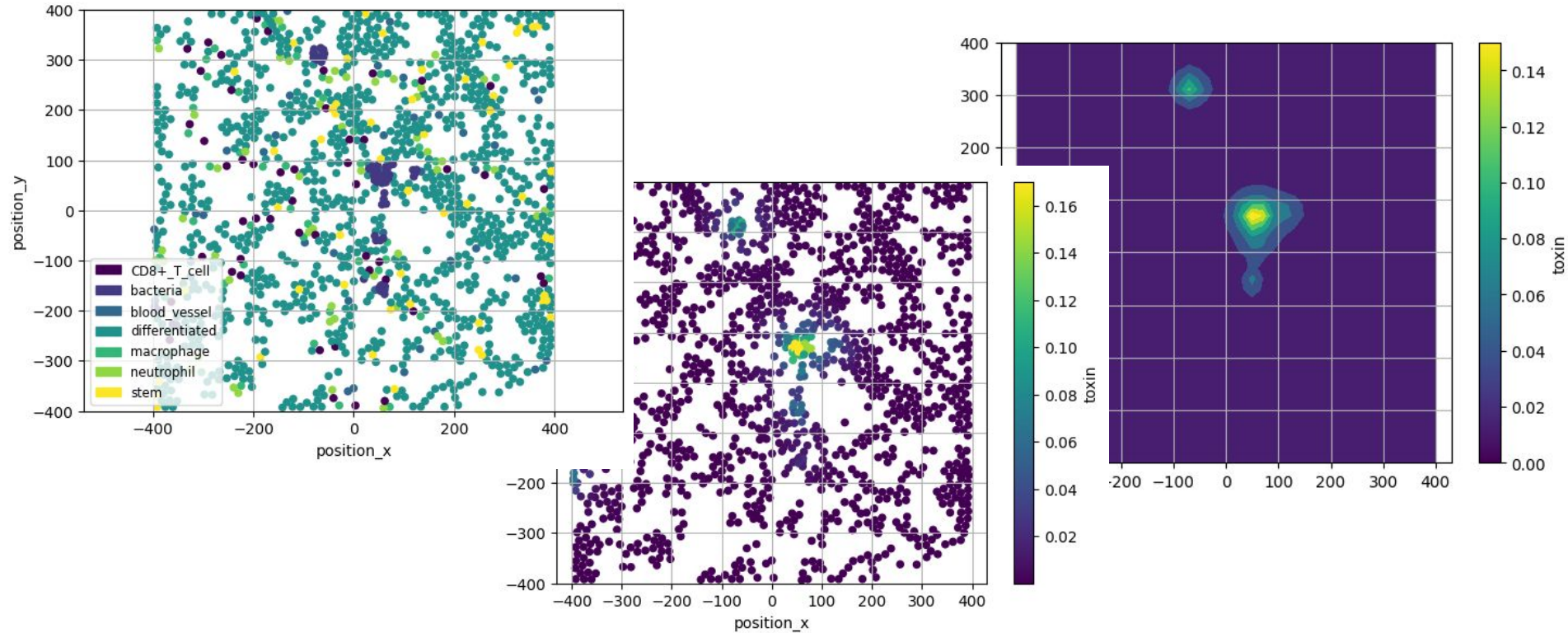
SCHOOL OF INFORMATICS, COMPUTING, AND ENGINEERING

PhysiCell Project

PhysiCell.org

 **@PhysiCell**

TimeStep pcdl: get_scatter() & get_contour()



LUDDY

SCHOOL OF INFORMATICS, COMPUTING, AND ENGINEERING

PhysiCell Project

PhysiCell.org

@PhysiCell

pcdl TimeSeries plotting functions

- `mcdsts.make_imgcell()`
- `mcdsts.make_imgconc()`
- `mcdsts.make_gif()`
- `mcdsts.make_movie()`



LUDDY

SCHOOL OF INFORMATICS, COMPUTING, AND ENGINEERING

PhysiCell Project

PhysiCell.org

 **@PhysiCell**



LUDDY

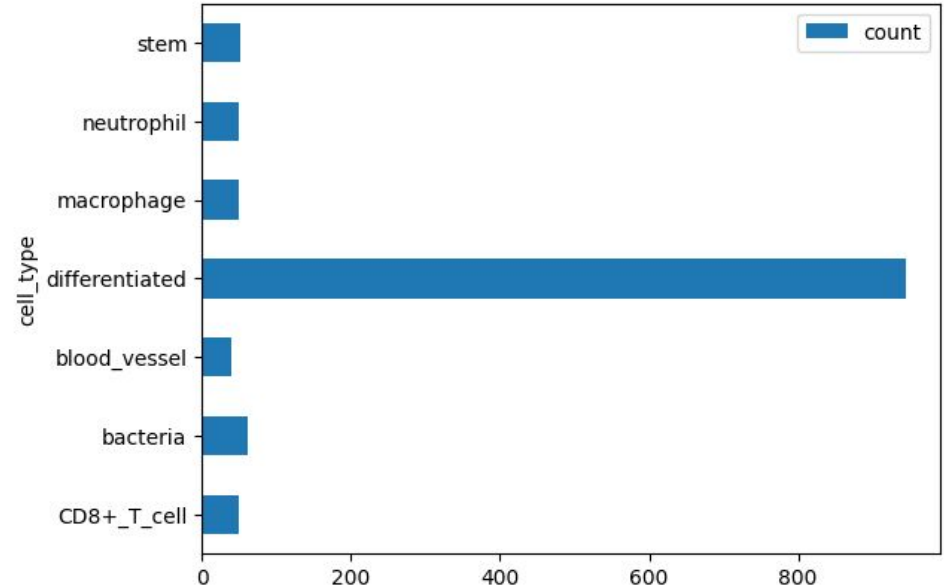
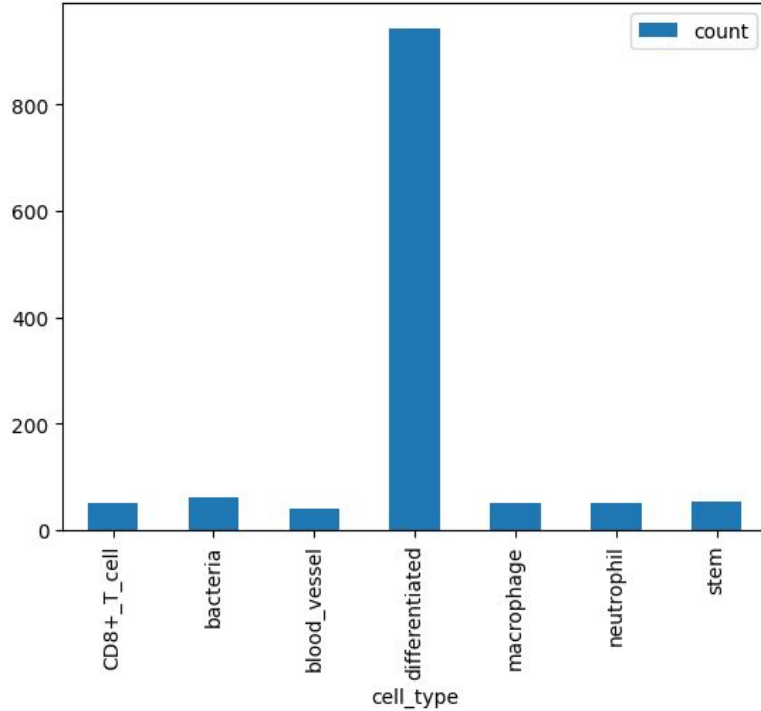
SCHOOL OF INFORMATICS, COMPUTING, AND ENGINEERING

PhysiCell Project

PhysiCell.org

 **@PhysiCell**

TimeStep pandas: bar & barh



LUDDY

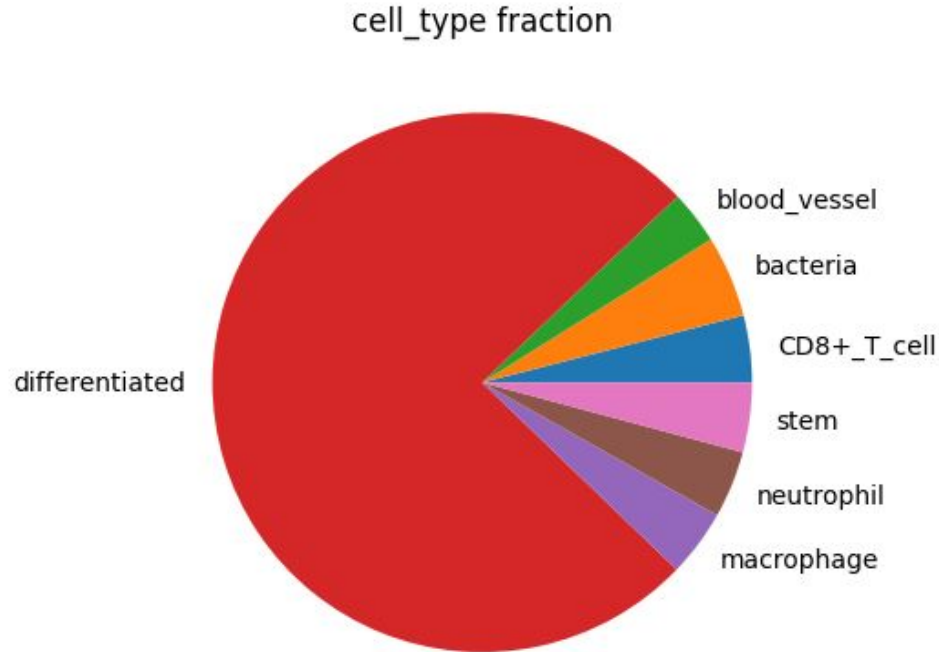
SCHOOL OF INFORMATICS, COMPUTING, AND ENGINEERING

PhysiCell Project

PhysiCell.org

[@PhysiCell](https://twitter.com/PhysiCell)

TimeStep pandas: pie



LUDDY

SCHOOL OF INFORMATICS, COMPUTING, AND ENGINEERING

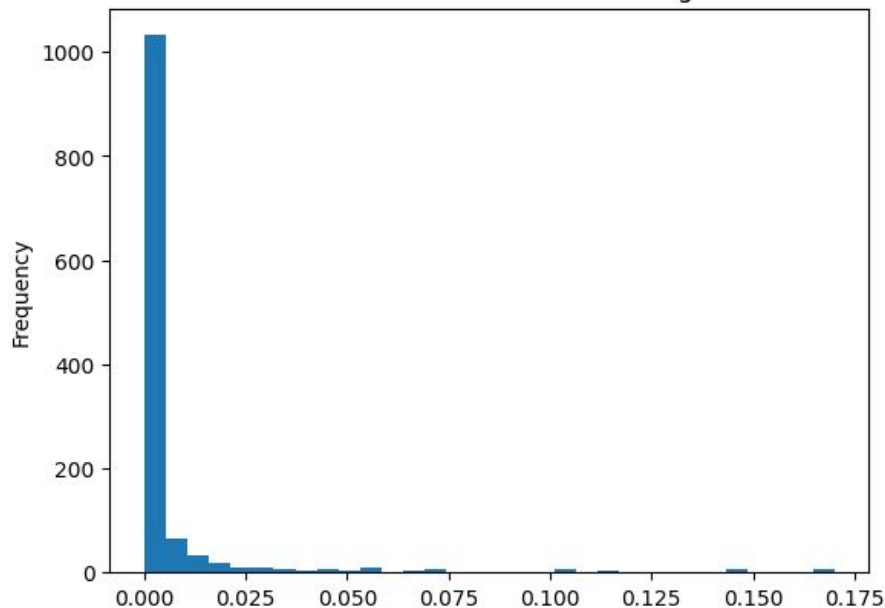
PhysiCell Project

PhysiCell.org

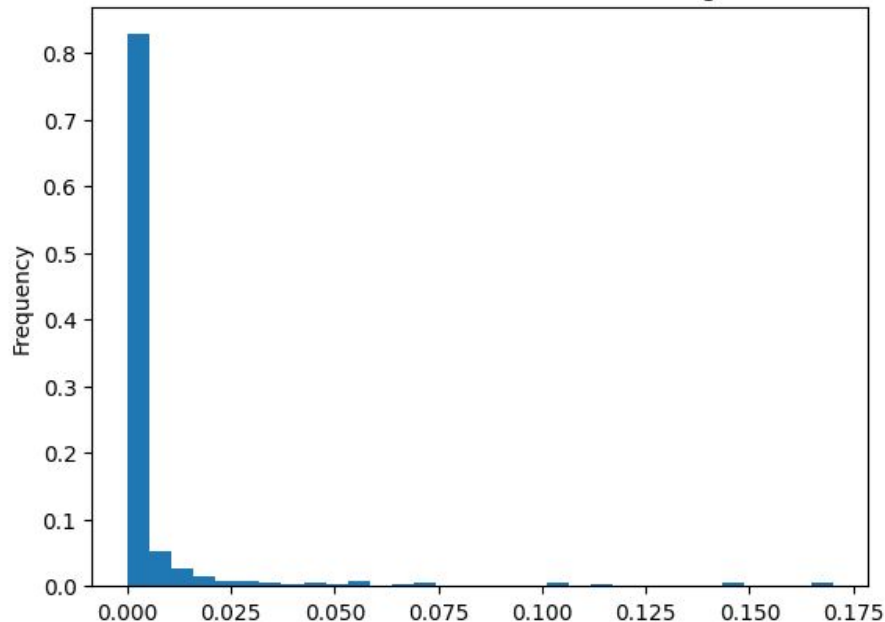
[@PhysiCell](https://twitter.com/PhysiCell)

TimeStep pandas: histogram

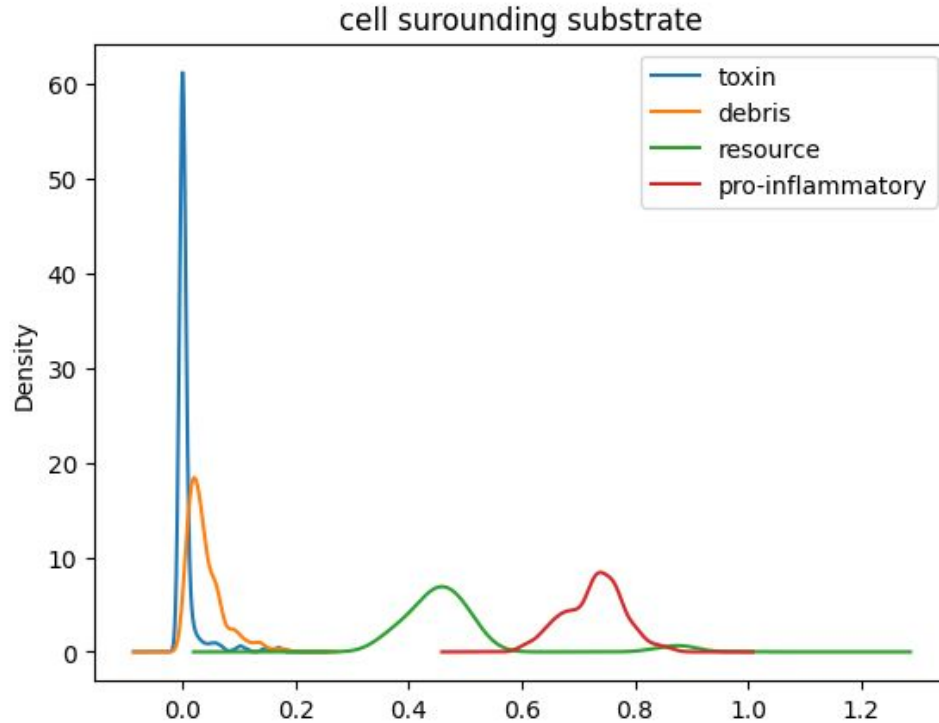
cell count toxin cell surrounding



cell fraction toxin in cell surrounding



TimeStep pandas: kernel density estimation



LUDDY

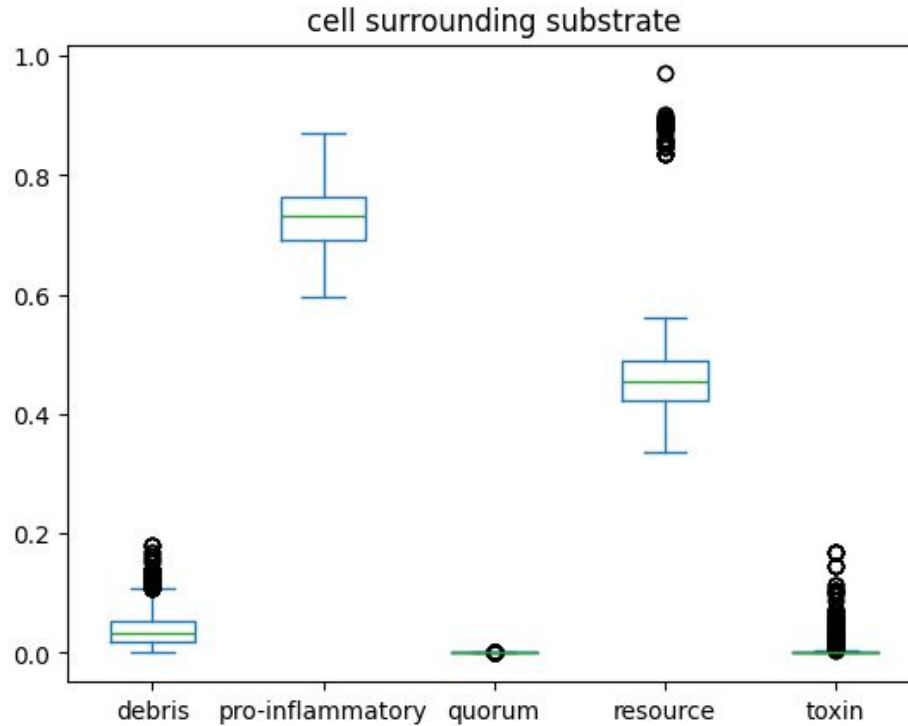
SCHOOL OF INFORMATICS, COMPUTING, AND ENGINEERING

PhysiCell Project

PhysiCell.org

[@PhysiCell](https://twitter.com/PhysiCell)

TimeStep pandas: box



LUDDY

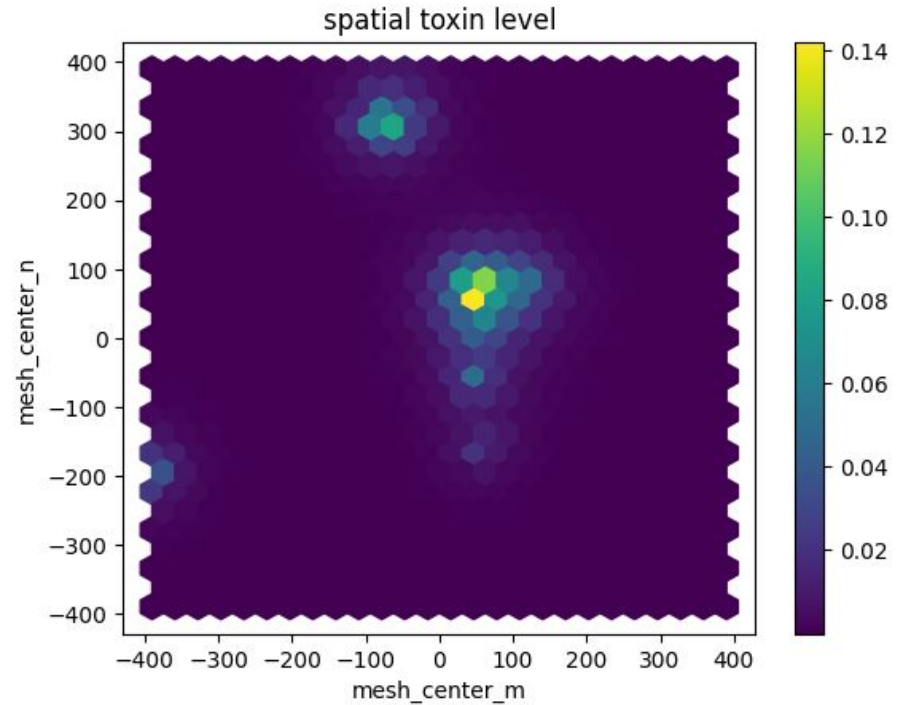
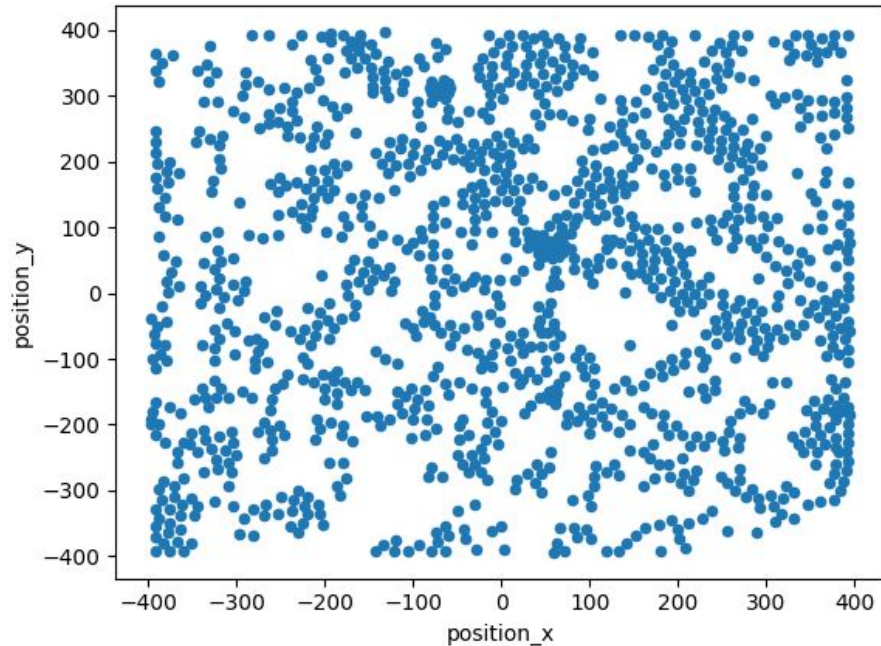
SCHOOL OF INFORMATICS, COMPUTING, AND ENGINEERING

PhysiCell Project

PhysiCell.org

@PhysiCell

TimeStep pandas: scatter & hexbin



LUDDY

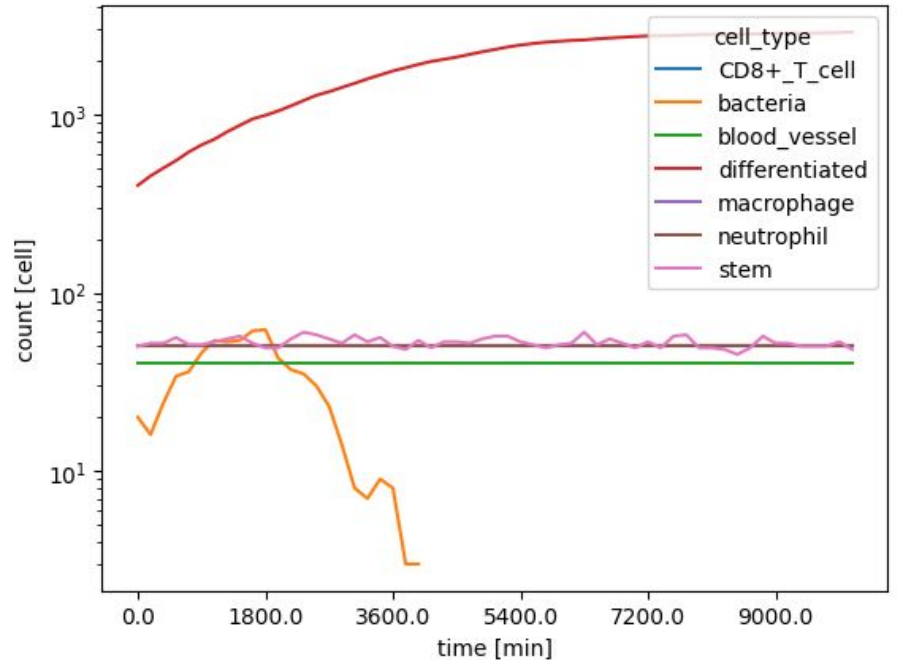
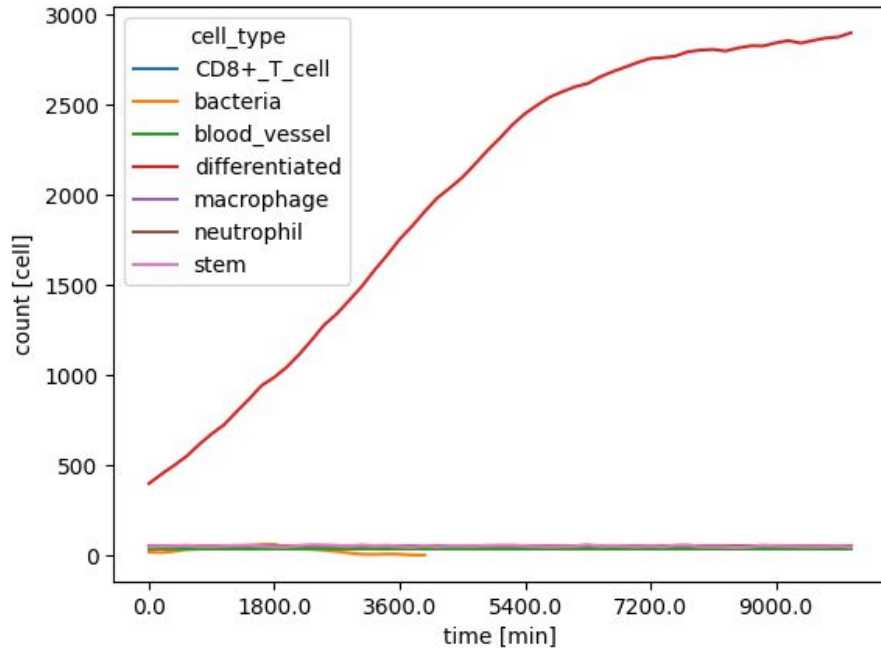
SCHOOL OF INFORMATICS, COMPUTING, AND ENGINEERING

PhysiCell Project

PhysiCell.org

[@PhysiCell](https://twitter.com/PhysiCell)

TimeSeries pandas: line



LUDDY

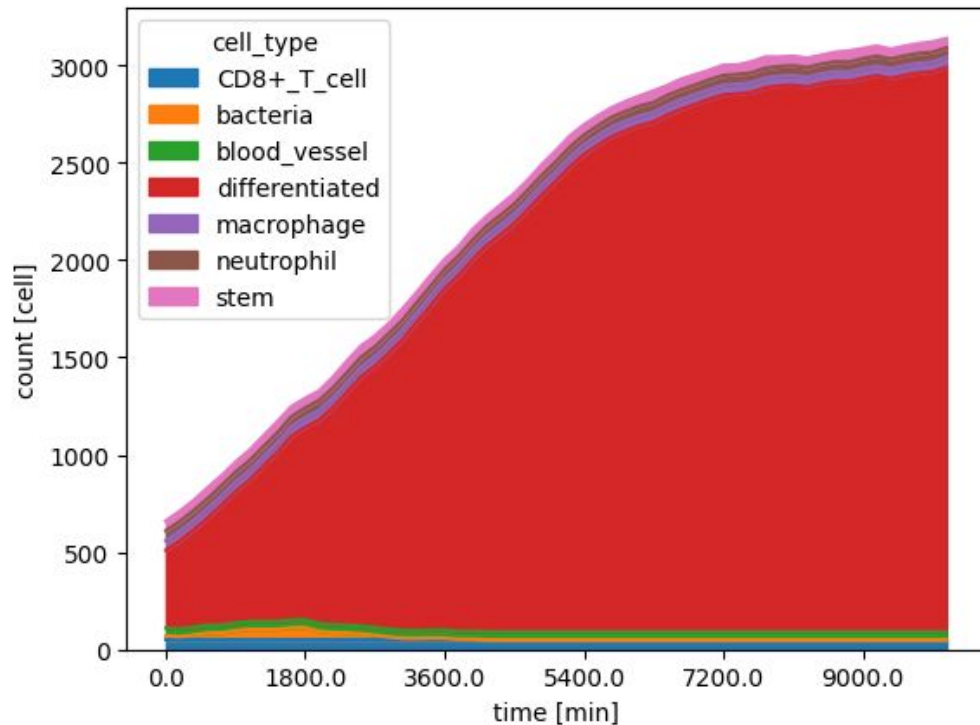
SCHOOL OF INFORMATICS, COMPUTING, AND ENGINEERING

PhysiCell Project

PhysiCell.org

[@PhysiCell](https://twitter.com/PhysiCell)

TimeSeries pandas: area



LUDDY

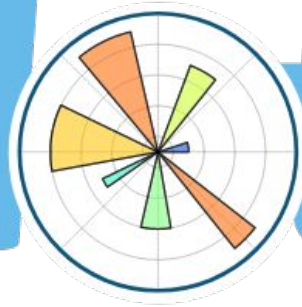
SCHOOL OF INFORMATICS, COMPUTING, AND ENGINEERING

PhysiCell Project

PhysiCell.org

[@PhysiCell](https://twitter.com/PhysiCell)

matplotlib



LUDDY

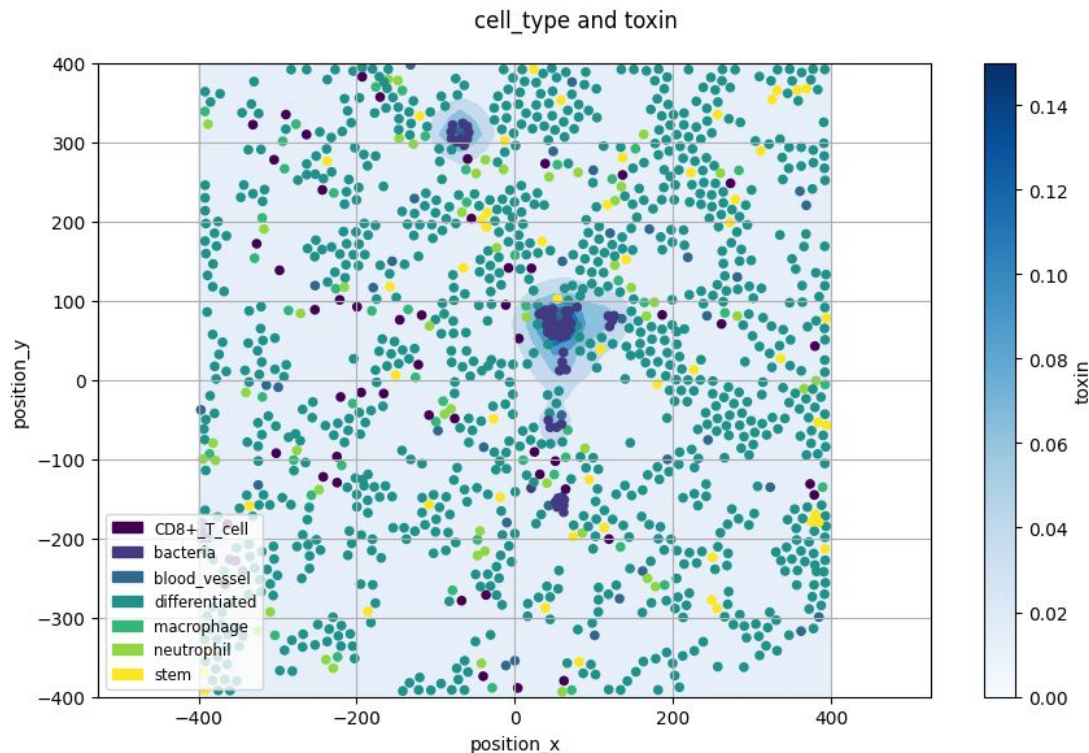
SCHOOL OF INFORMATICS, COMPUTING, AND ENGINEERING


PhysiCell Project

PhysiCell.org

 [@PhysiCell](https://twitter.com/PhysiCell)

matplotlib embedding





LUDDY

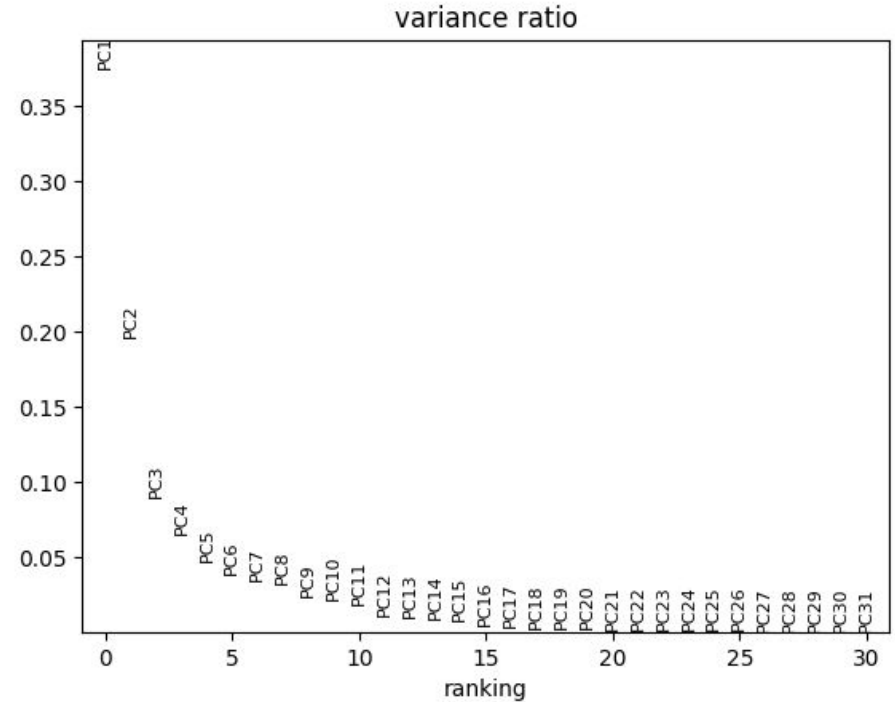
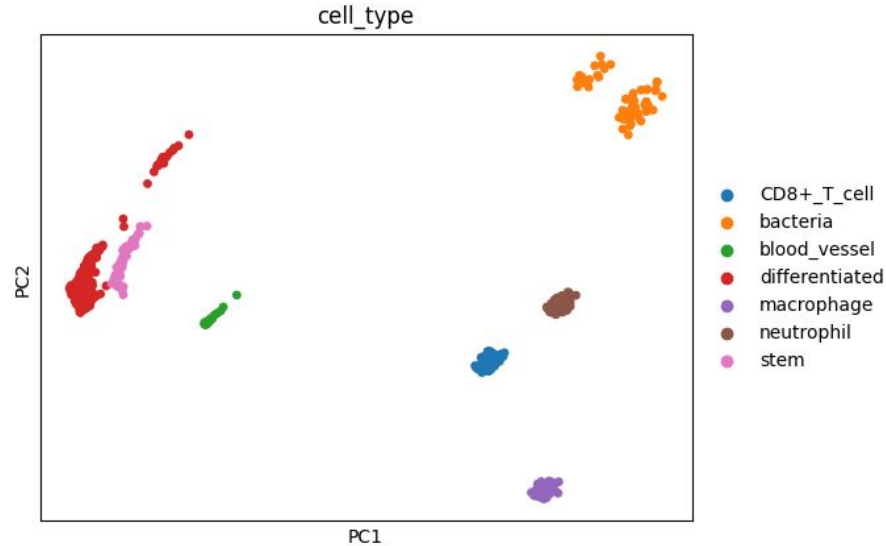
SCHOOL OF INFORMATICS, COMPUTING, AND ENGINEERING

PhysiCell Project

PhysiCell.org

[@PhysiCell](https://twitter.com/PhysiCell)

scanpy: pca & pca_variance_ratio



LUDDY

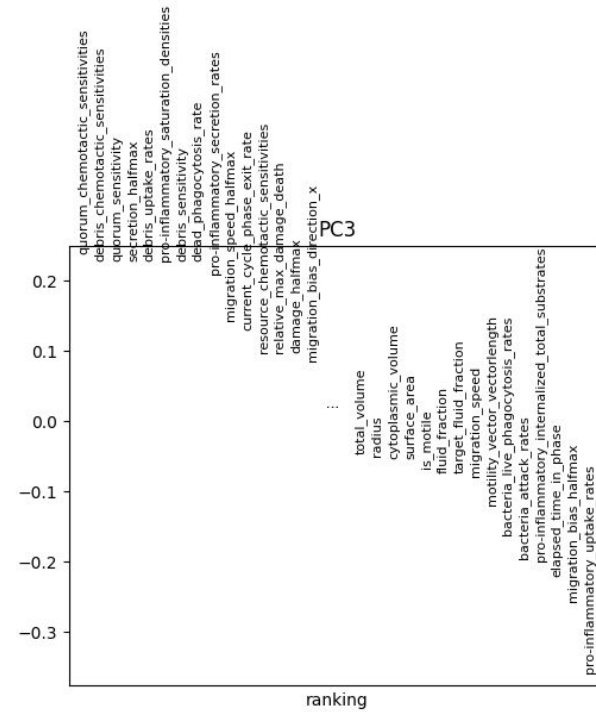
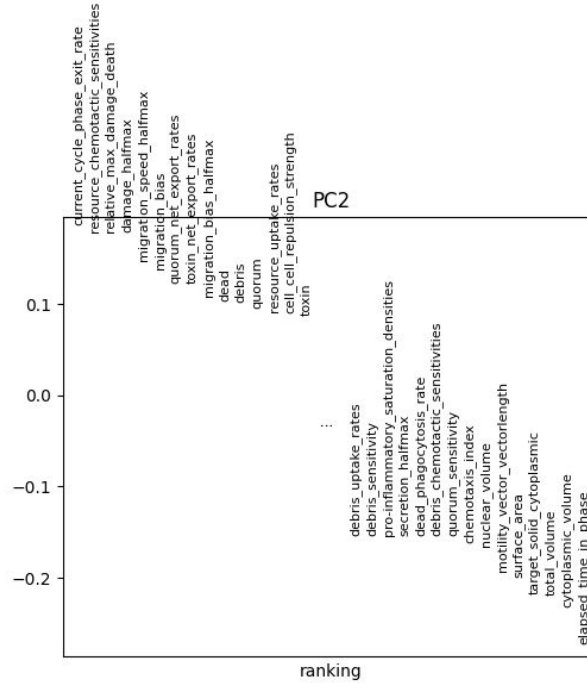
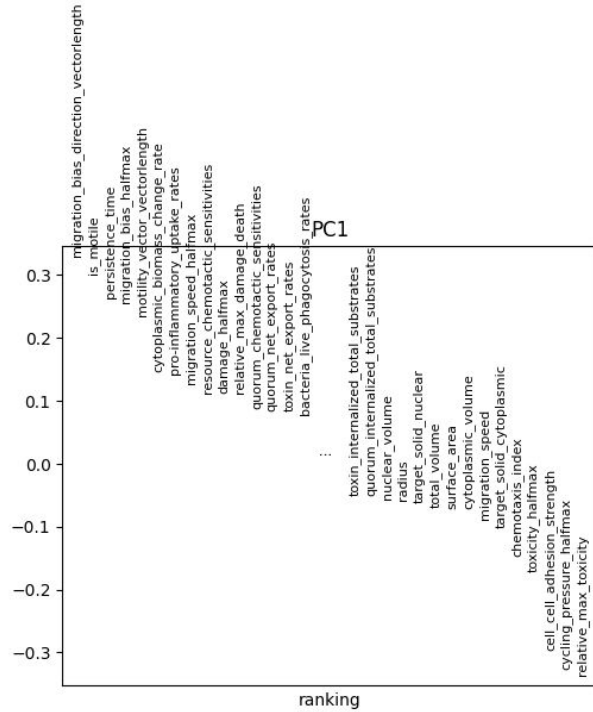
SCHOOL OF INFORMATICS, COMPUTING, AND ENGINEERING

PhysiCell Project

PhysiCell.org

@PhysiCell

scanpy: pca_loadings



LUDDY

SCHOOL OF INFORMATICS, COMPUTING, AND ENGINEERING

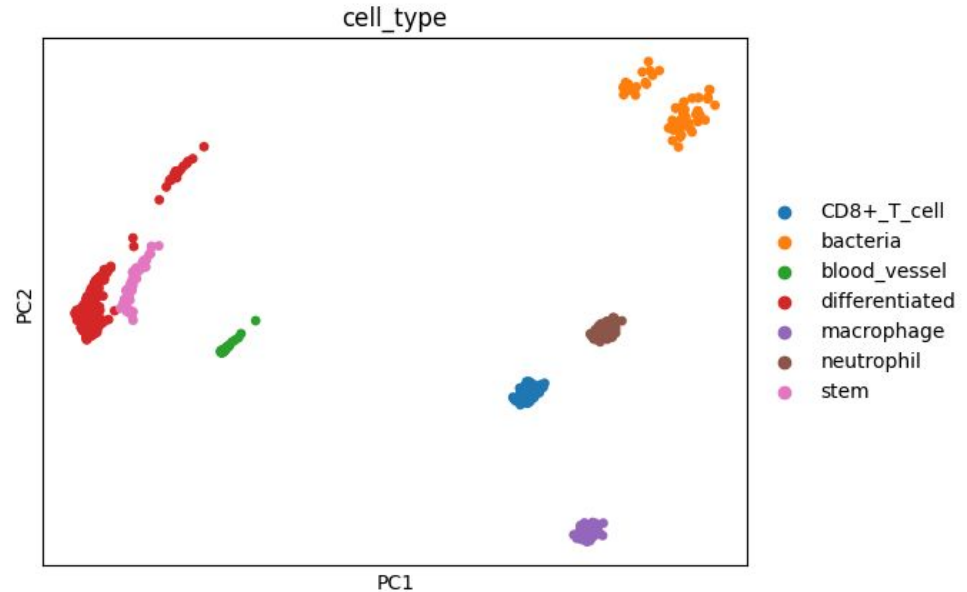
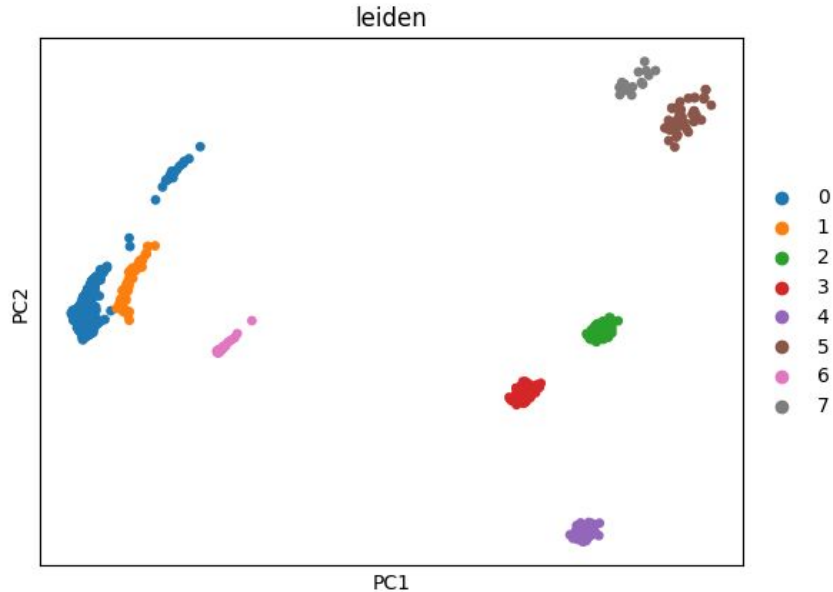
PhysiCell Project

PhysiCell.org

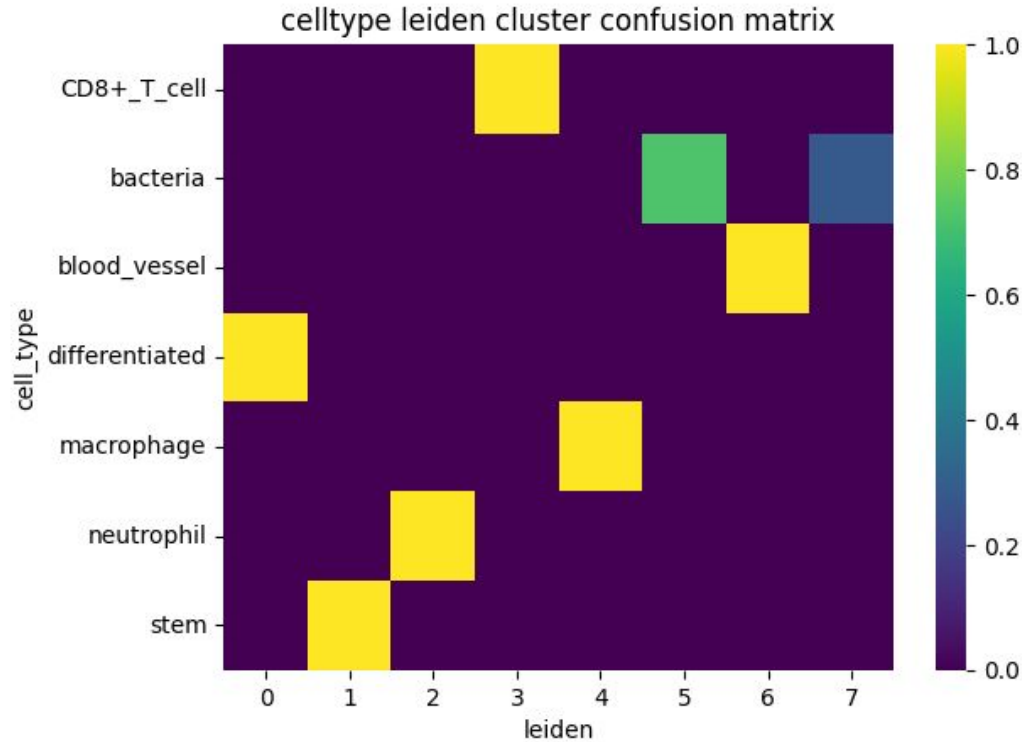
@PhysiCell

scanpy: leiden nearest neighbour clustering

```
sc.pp.neighbors(ann, n_neighbors=15) # compute the neighborhood graph.  
sc.tl.leiden(ann, resolution=0.01) # cluster the neighborhood graph.
```



sns scanpy: confusion matrix



LUDDY

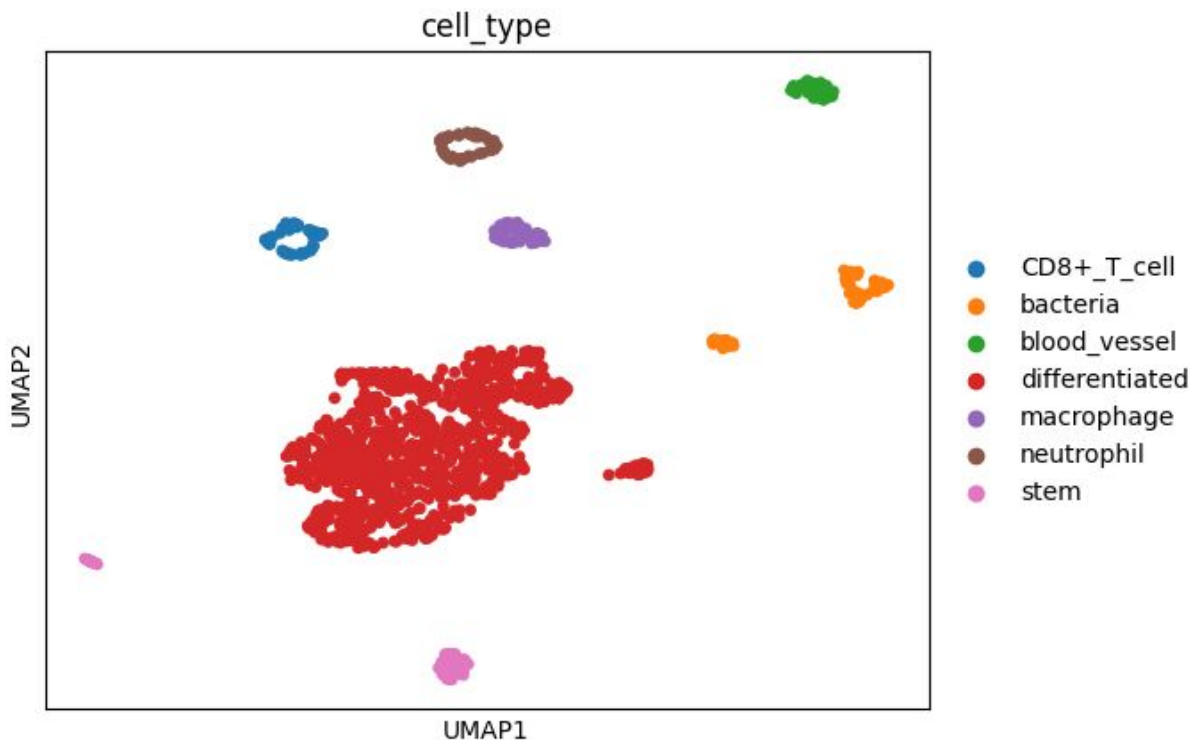
SCHOOL OF INFORMATICS, COMPUTING, AND ENGINEERING

PhysiCell Project

PhysiCell.org

[@PhysiCell](https://twitter.com/PhysiCell)

scanpy: umap



LUDDY

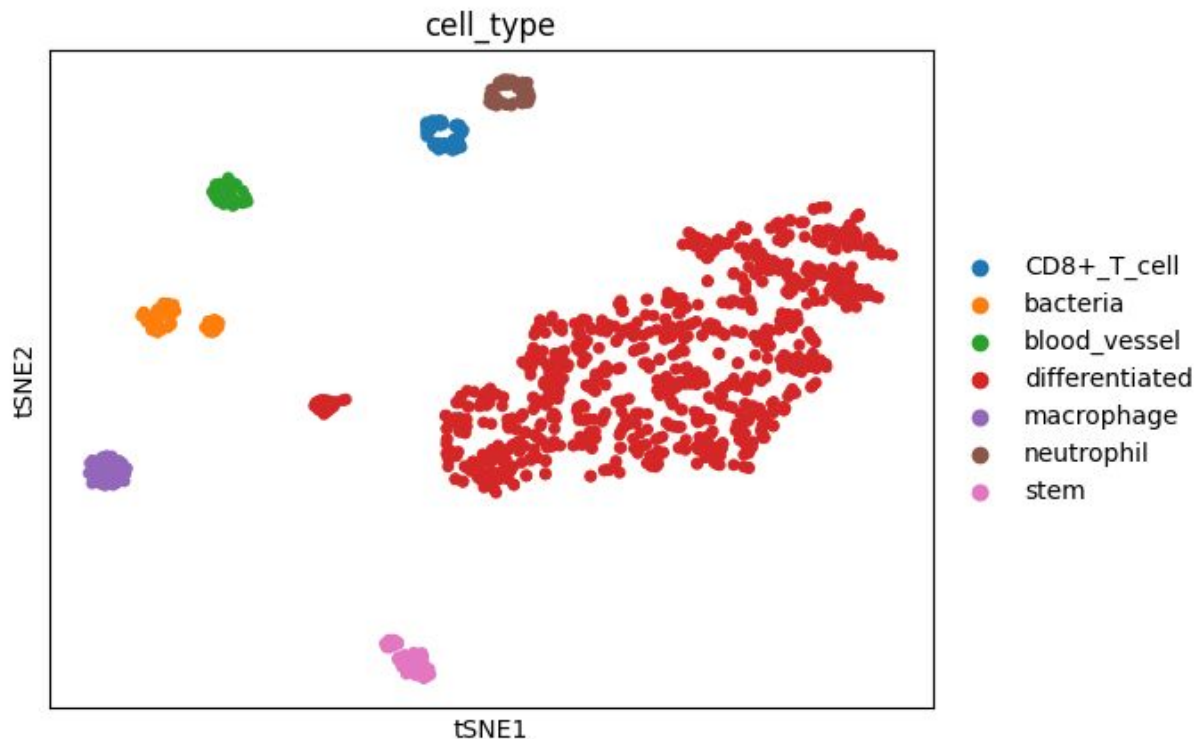
SCHOOL OF INFORMATICS, COMPUTING, AND ENGINEERING

PhysiCell Project

PhysiCell.org

[@PhysiCell](https://twitter.com/PhysiCell)

scanpy: tSNE



LUDDY

SCHOOL OF INFORMATICS, COMPUTING, AND ENGINEERING

PhysiCell Project

PhysiCell.org

[@PhysiCell](https://twitter.com/PhysiCell)

scanpy: other dimensional reduction

- fa: ForceAtlas2 force-directed graph.
- fr: Fruchterman Reingold.
- grid_fr: Grid Fruchterman Reingold.
- kk: Kamadi Kawai.
- lgl: Large Graph Layout.
- drl: Distributed Recursive Layout.
- rt: Reingold Tilford tree layout.
- rt_circular: Reingold Tilford circular layout.



LUDDY

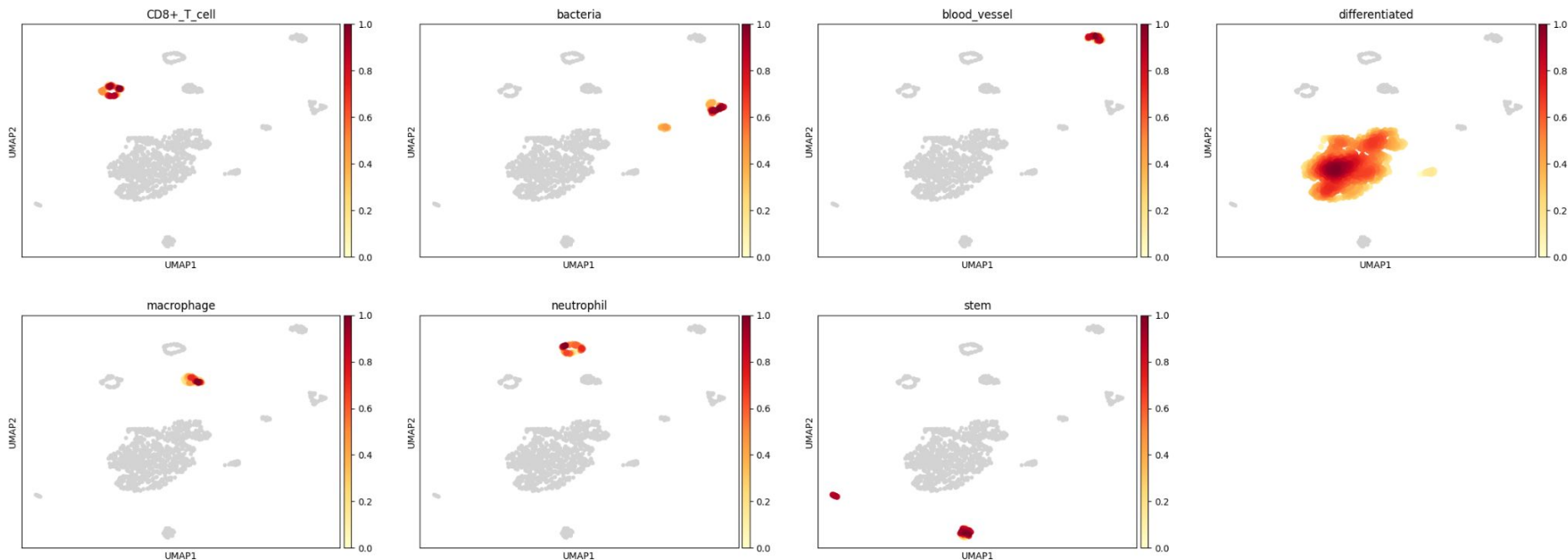
SCHOOL OF INFORMATICS, COMPUTING, AND ENGINEERING

PhysiCell Project

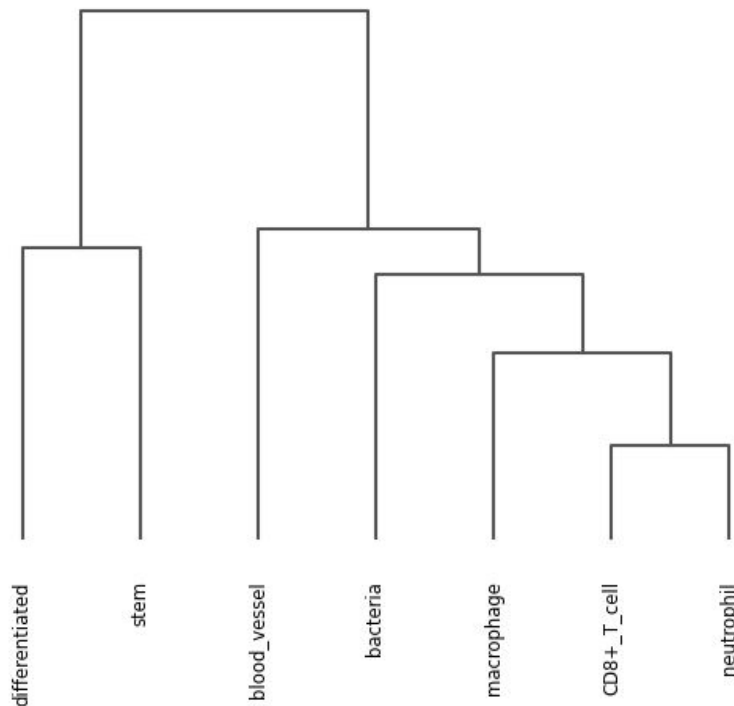
PhysiCell.org

 **@PhysiCell**

TimeStep scanpy: embedding_density



scanpy: dendrogram



LUDDY

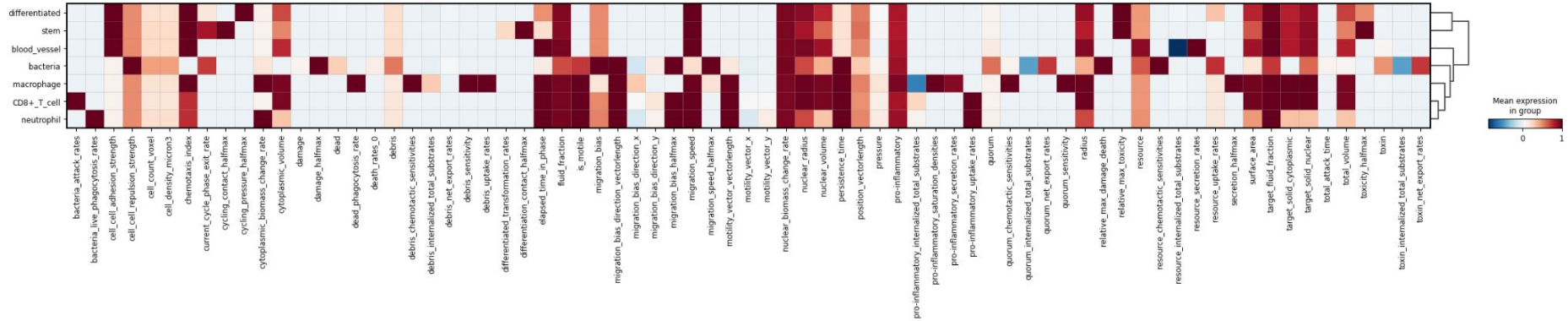
SCHOOL OF INFORMATICS, COMPUTING, AND ENGINEERING

PhysiCell Project

PhysiCell.org

[@PhysiCell](https://twitter.com/PhysiCell)

scanpy: matrixplot



LUDDY

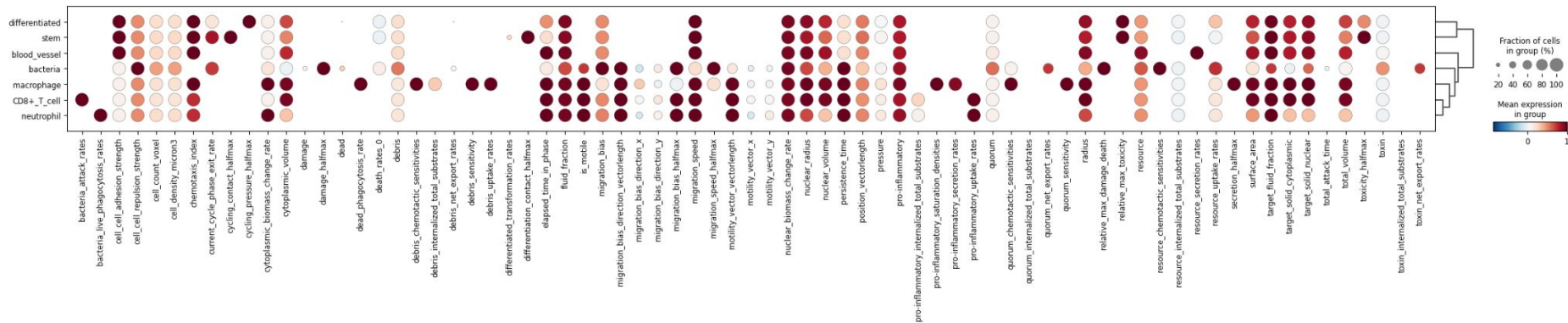
SCHOOL OF INFORMATICS, COMPUTING, AND ENGINEERING

PhysiCell Project

PhysiCell.org

@PhysiCell

scanpy: dotplot



LUDDY

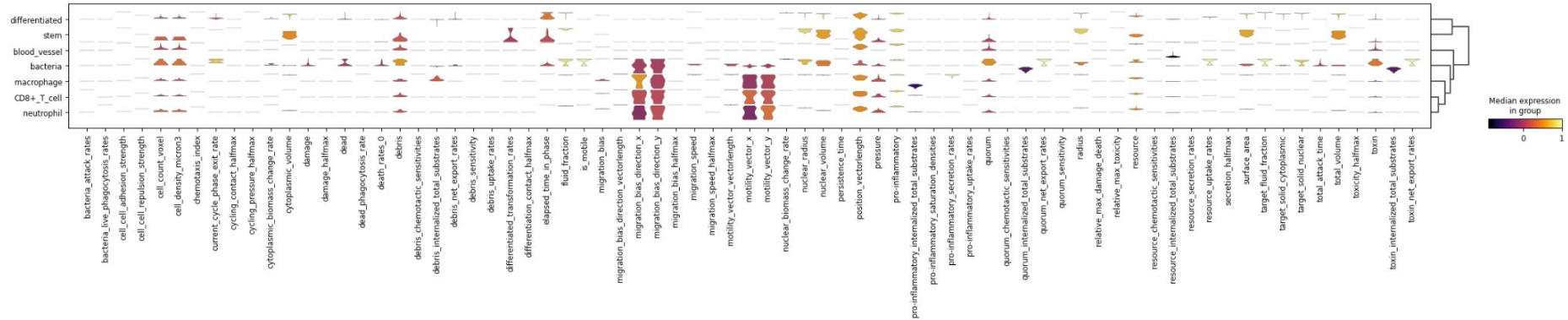
SCHOOL OF INFORMATICS, COMPUTING, AND ENGINEERING

PhysiCell Project

PhysiCell.org

@PhysiCell

scanpy: stacked_violin



LUDDY

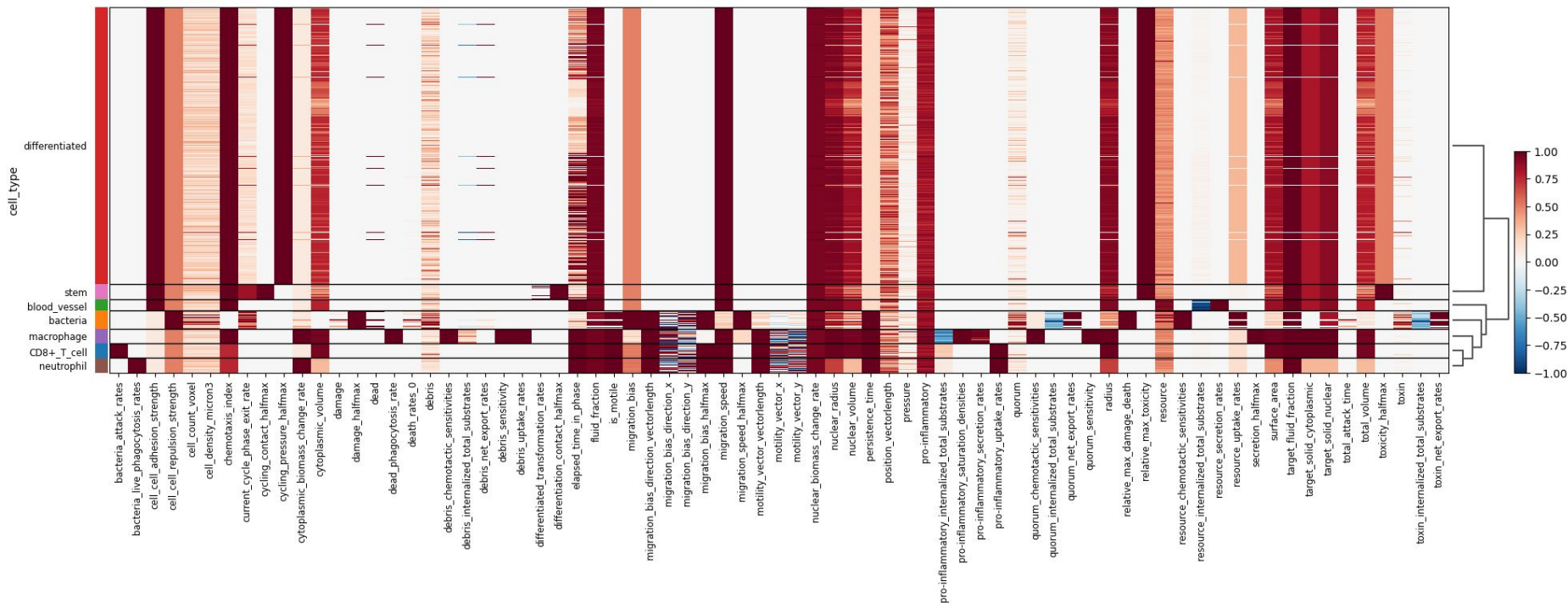
SCHOOL OF INFORMATICS, COMPUTING, AND ENGINEERING

PhysiCell Project

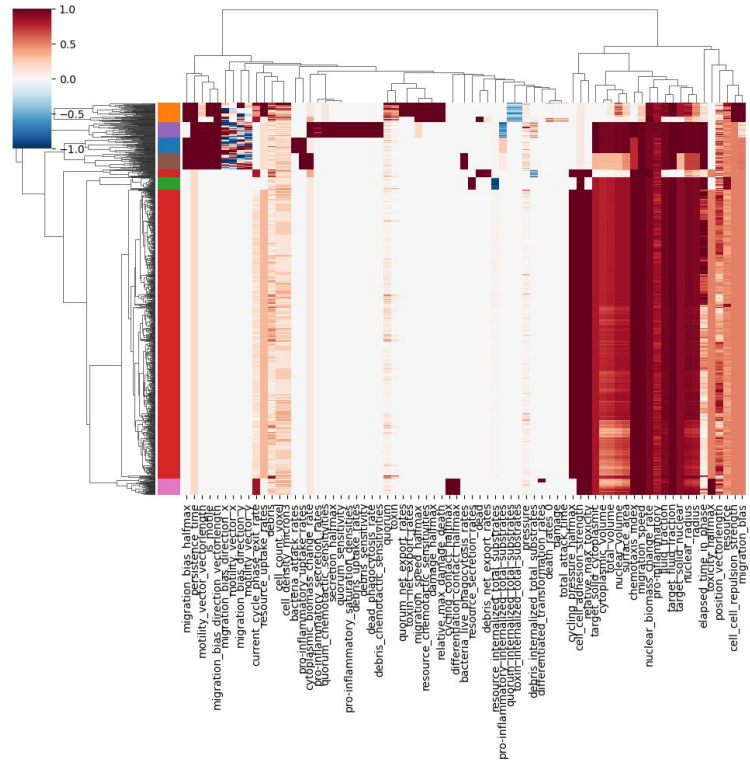
PhysiCell.org

@PhysiCell

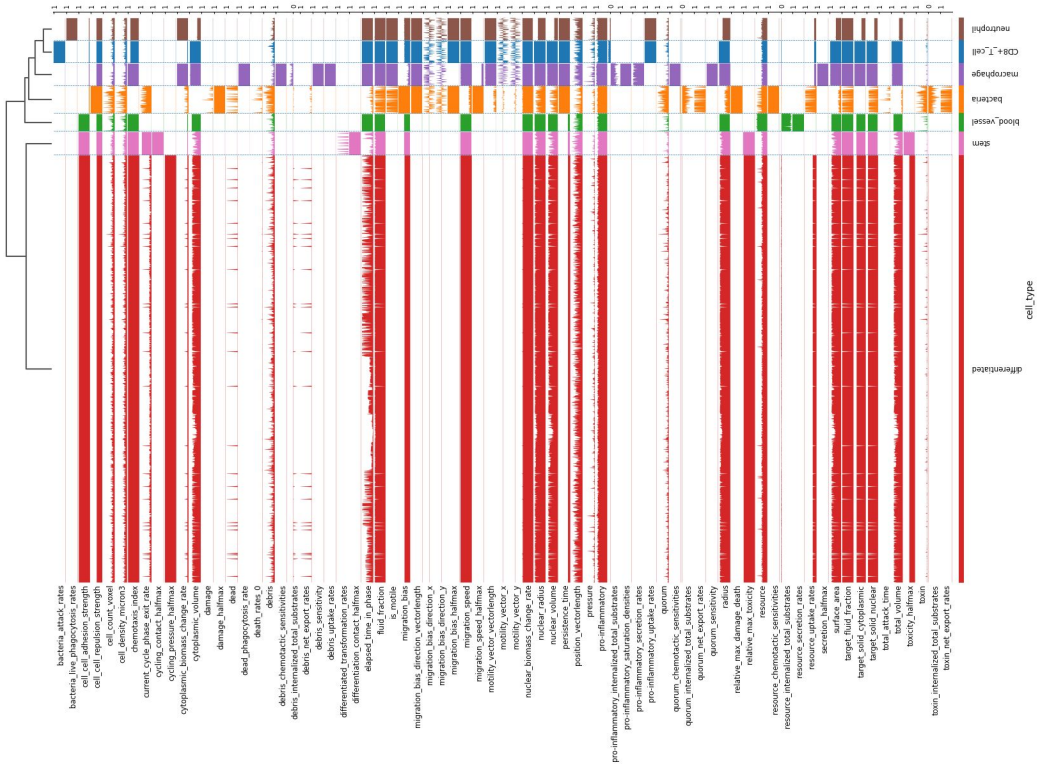
scanpy: heatmap



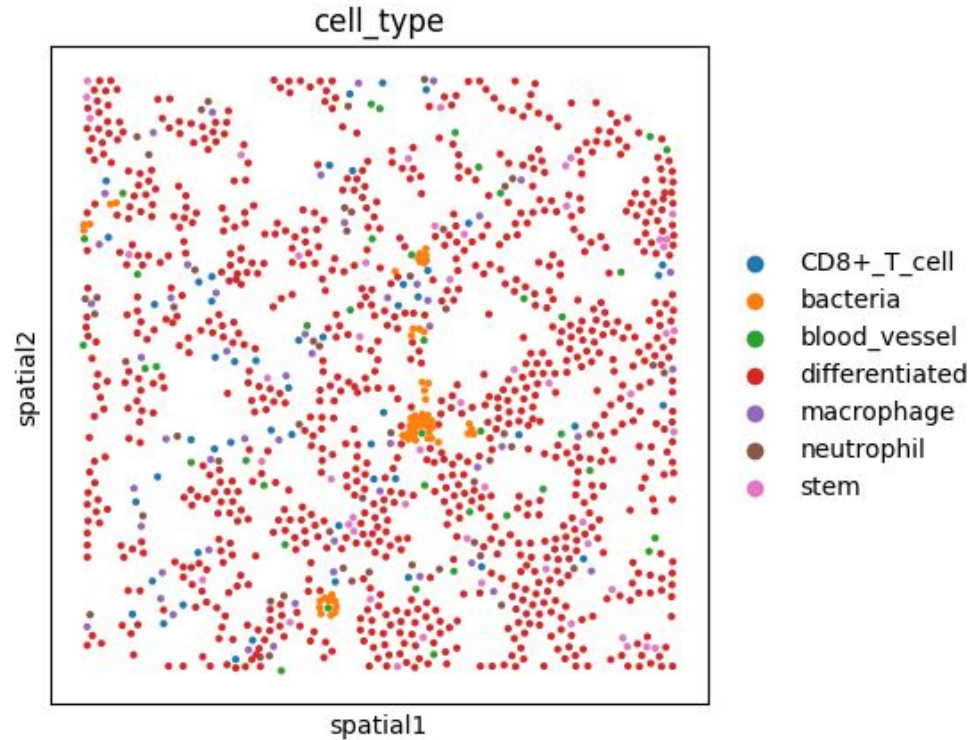
scanpy: clustermmap



scanpy: trackplot



scanpy: spatial



LUDDY

SCHOOL OF INFORMATICS, COMPUTING, AND ENGINEERING

PhysiCell Project

PhysiCell.org

 **@PhysiCell**

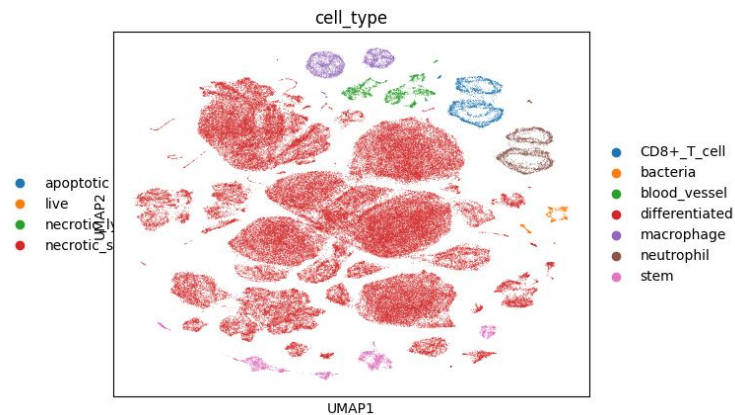
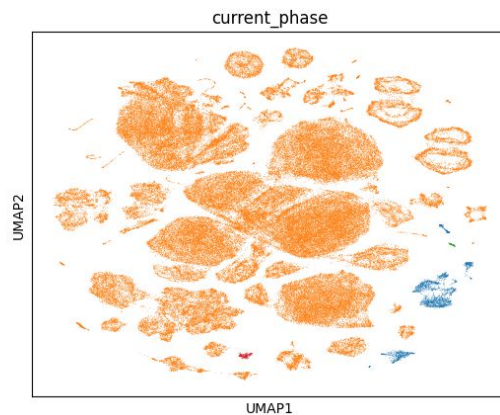
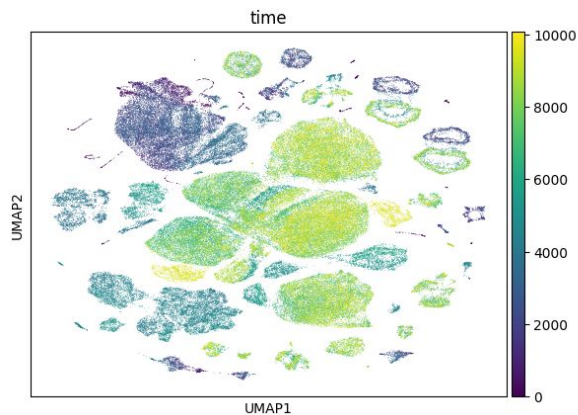
scanpy: global autocorrelation statistic

Moran's I and Geary's C

	bacteria_attack_rates	bacteria_live_phagocytosis_rates	cell_cell_adhesion_strength	cell_cell_repulsion_strength	cell_count_voxel	cell_density_micron3	chemotaxis_index
gc	0.000000	0.000000	0.000000	0.000000	0.295582	0.295582	0.000000
mi	0.941978	0.938326	0.959807	0.959389	0.617114	0.617114	0.96043

2 rows × 73 columns

anndata & scanpy & timeseries



scanpy: “irrelevant” functions

- `pp.calculate_qc_metric` # scRNAseq related
- `pp.filter_cells` # scRNAseq related
- `pp.filter_genes` # scRNAseq related
- `pp.highly_variable_genes` # scRNAseq related
- `pp.log1p` # scRNAseq related
- `pp.normalize_total` # scRNAseq related
- `pp.regress_out` # scRNAseq related
- `pp.scale` # `get_anndata` takes care of this.
- `pp.subsample` # maybe useful.
- `pp.downsample_counts` # scRNAseq related
- `pp.combat` # batch effect.
- `tl.diffmap` # we have time series data, we don't need to infer.
- `tl.dpt` # we have time series data, we don't need to infer.
- `tl.ingest` # map labels and embedding from reference to new data.
- `tl.rank_gene_groups` # scRNAseq related
- `tl.filter_rank_genes_groups` # scRNAseq related
- `tl.mark_gene_overlap` # scRNAseq related
- `tl.score_gene` # scRNAseq related
- `tl.score_gene_cell_cycle` # scRNAseq related
- `tl.sim` # simulate dynamic gene expression data



LUDDY

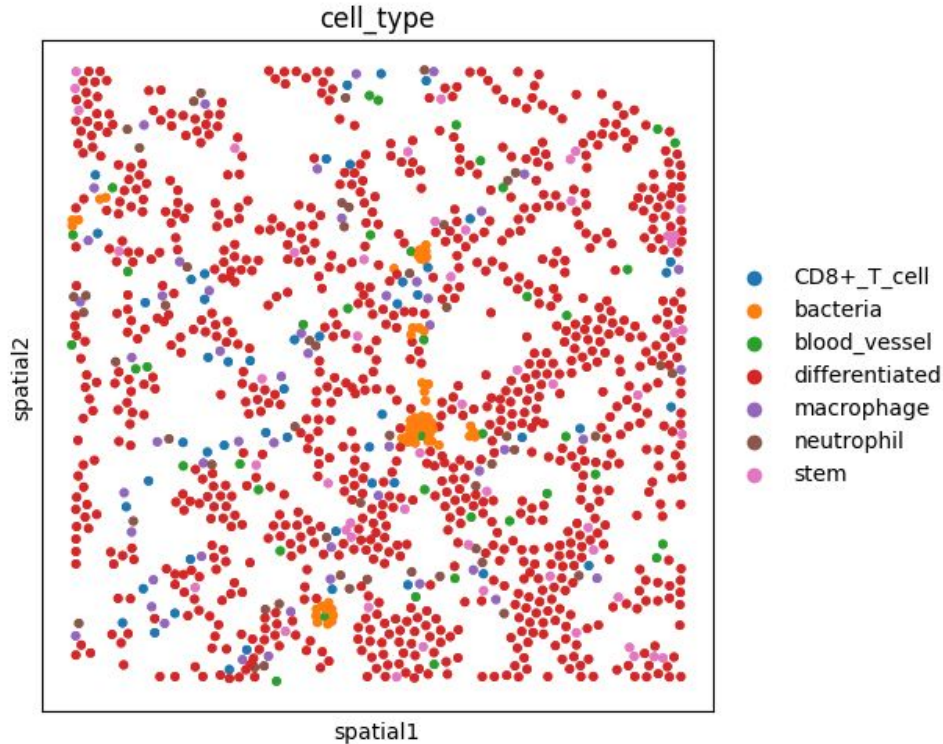
SCHOOL OF INFORMATICS, COMPUTING, AND ENGINEERING

PhysiCell Project

PhysiCell.org

 **@PhysiCell**

squidpy: spatial_scatter



LUDDY

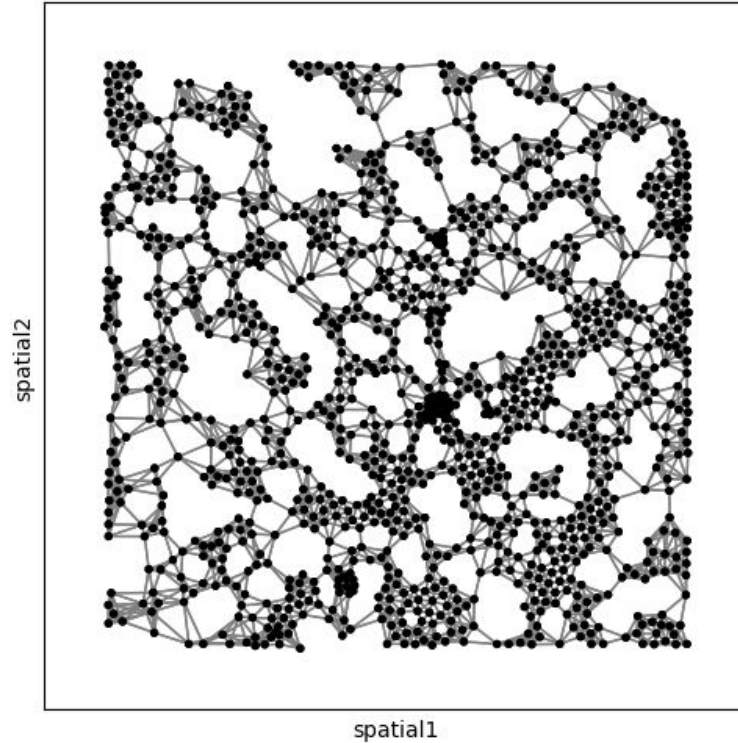
SCHOOL OF INFORMATICS, COMPUTING, AND ENGINEERING

PhysiCell Project

PhysiCell.org

[@PhysiCell](https://twitter.com/PhysiCell)

squidpy: spatial_neighbours



LUDDY

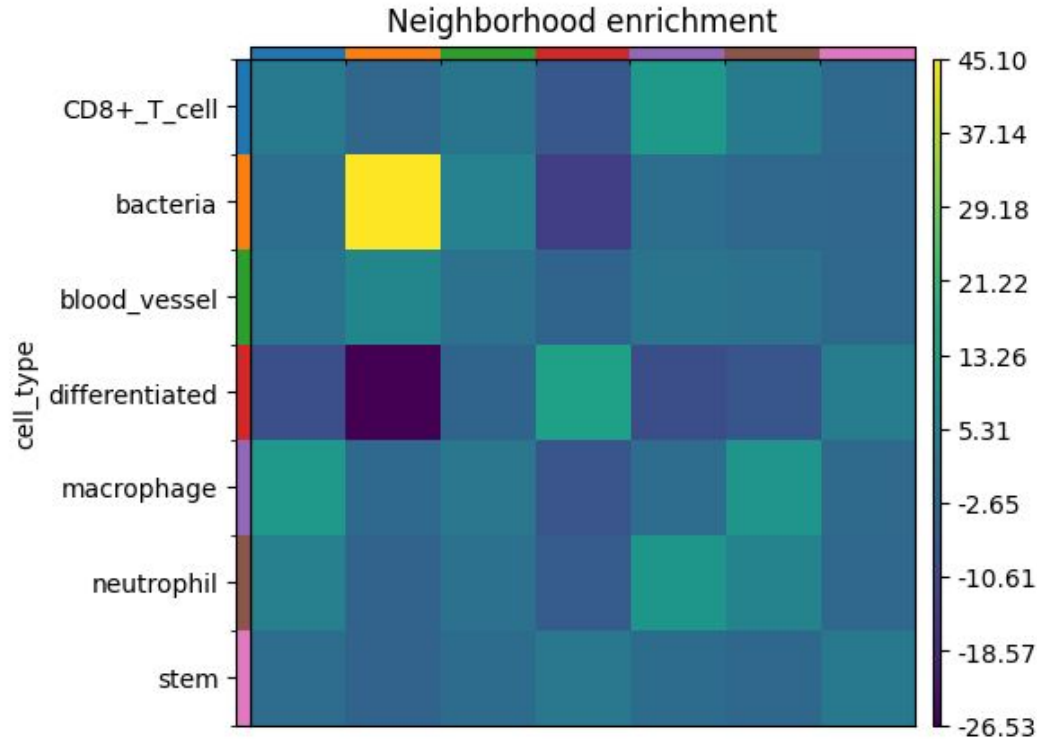
SCHOOL OF INFORMATICS, COMPUTING, AND ENGINEERING

PhysiCell Project

PhysiCell.org

[@PhysiCell](https://twitter.com/PhysiCell)

squidpy: nhoud_enrichment



LUDDY

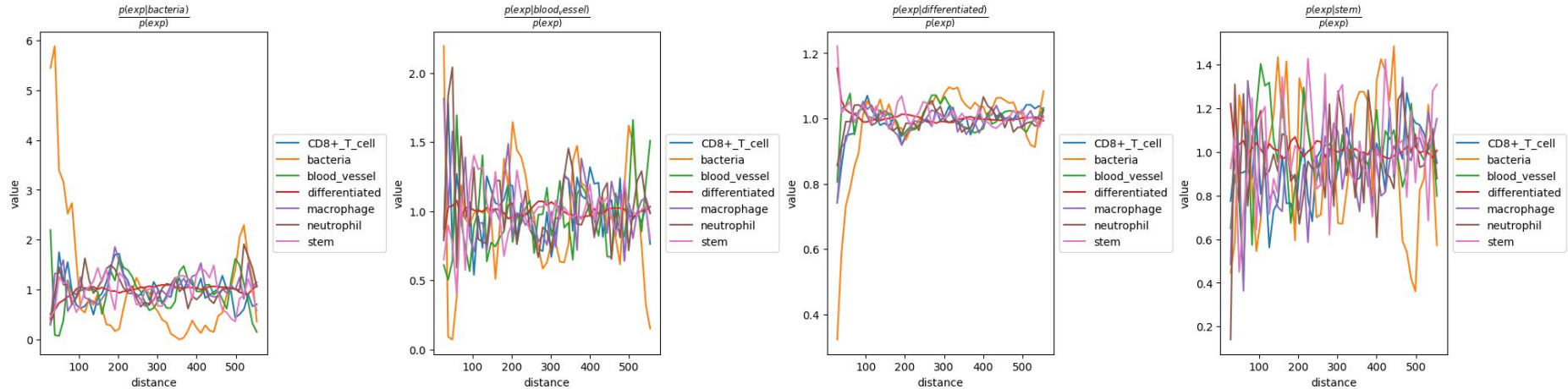
SCHOOL OF INFORMATICS, COMPUTING, AND ENGINEERING

PhysiCell Project

PhysiCell.org

[@PhysiCell](https://twitter.com/PhysiCell)

squidpy: co_occurrence



LUDDY

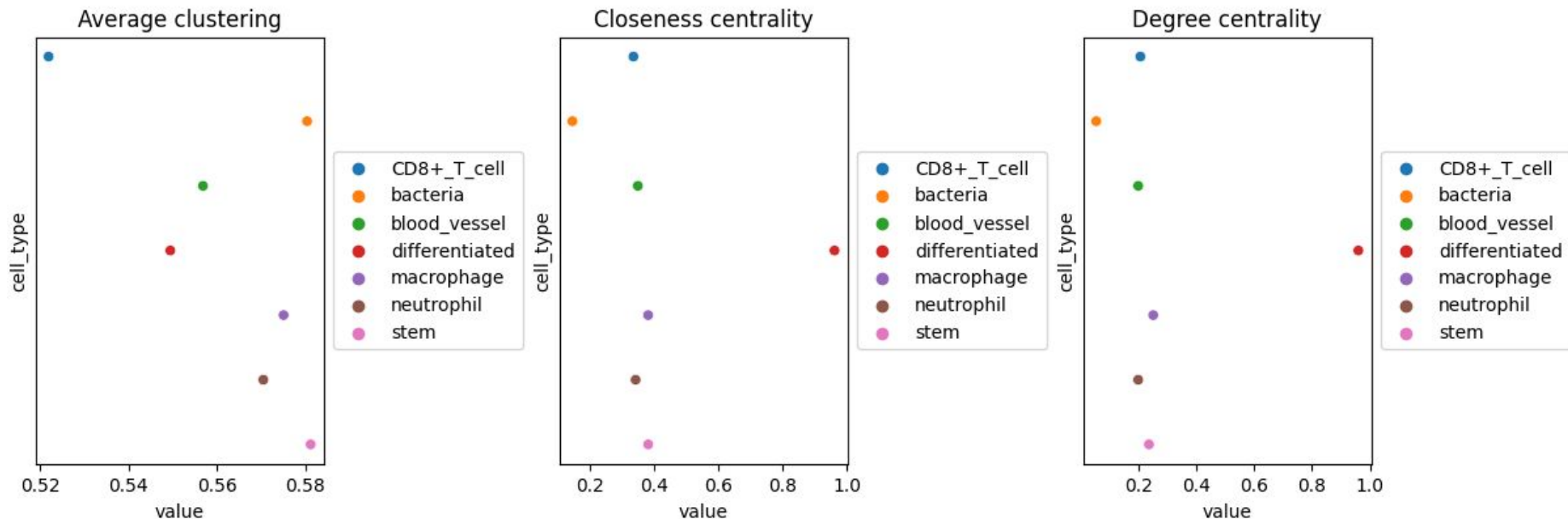
SCHOOL OF INFORMATICS, COMPUTING, AND ENGINEERING

PhysiCell Project

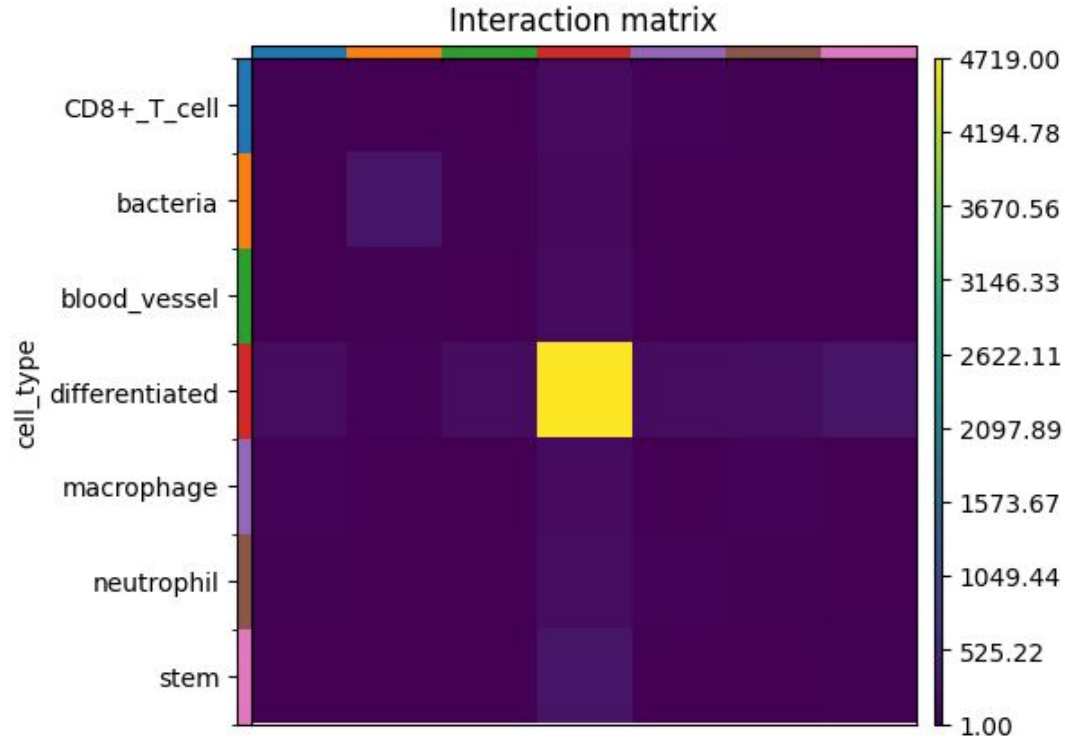
PhysiCell.org

[@PhysiCell](https://twitter.com/PhysiCell)

squidpy: centrality_scores



squidpy: interaction_matrix



LUDDY

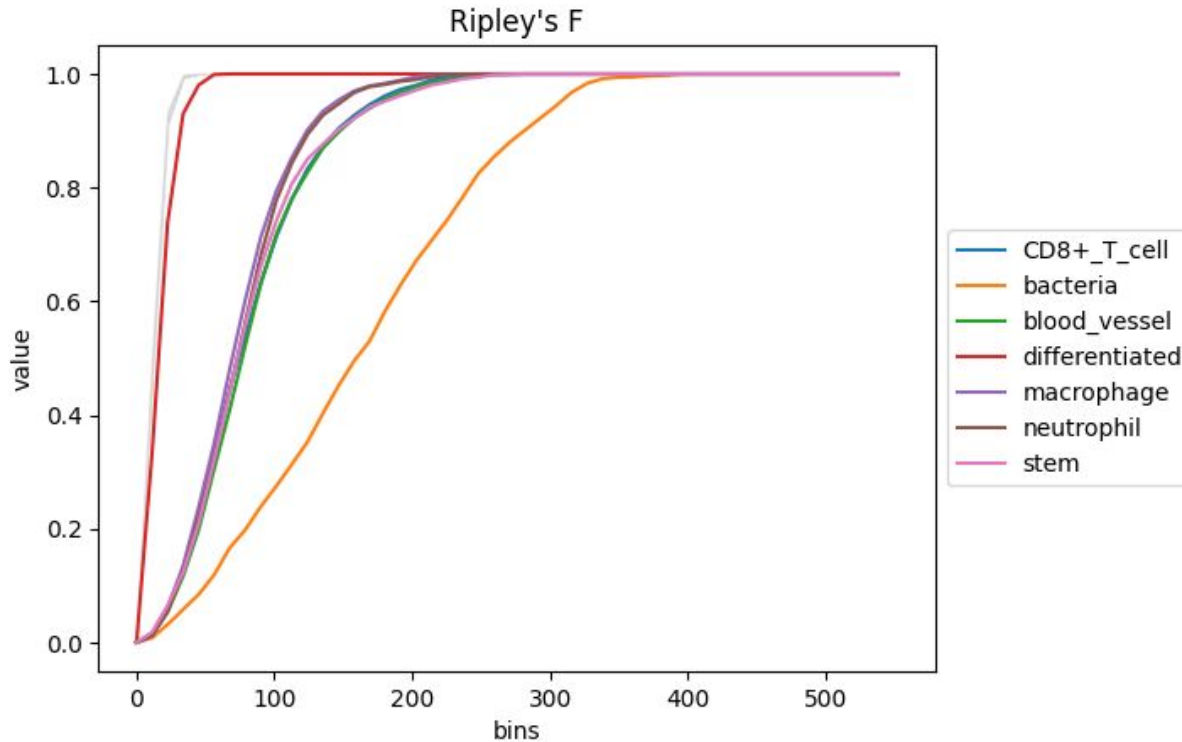
SCHOOL OF INFORMATICS, COMPUTING, AND ENGINEERING

PhysiCell Project

PhysiCell.org

[@PhysiCell](https://twitter.com/PhysiCell)

squidpy: Ripley's statistics for point processes



LUDDY

SCHOOL OF INFORMATICS, COMPUTING, AND ENGINEERING

PhysiCell Project

PhysiCell.org

[@PhysiCell](https://twitter.com/PhysiCell)

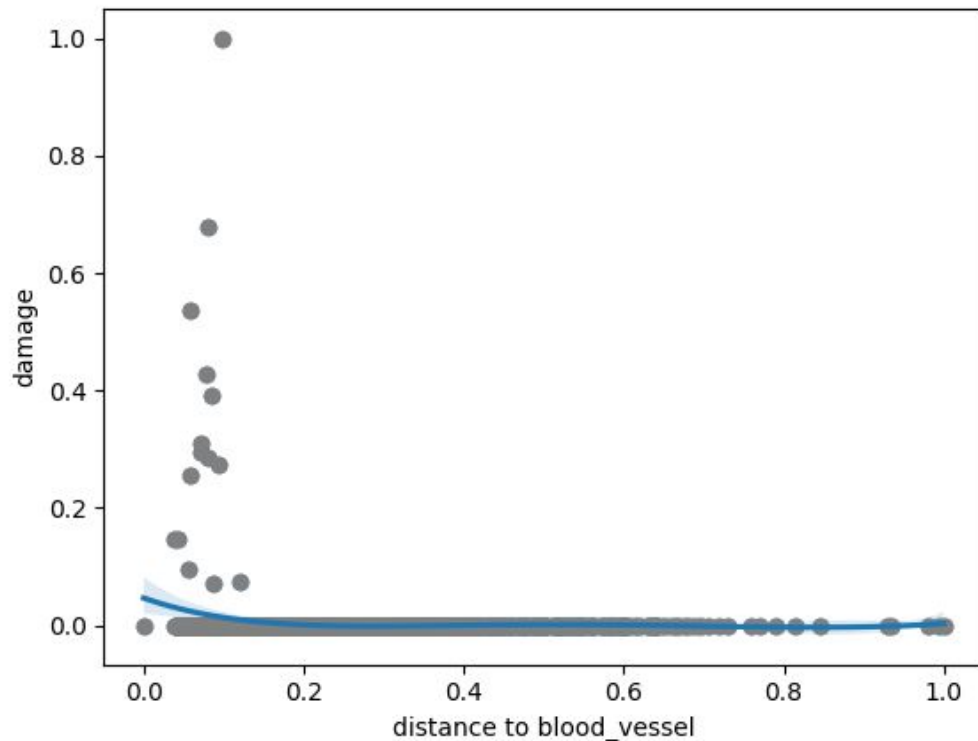
squidpy: global autocorrelation statistic

Moran's I and Geary's C

	I	pval_norm	var_norm	pval_norm_fdr_bh
position_vectorlength	0.992993	0.0	0.000273	0.0
quorum	0.934202	0.0	0.000273	
debris	0.927604	0.0	0.000273	
pro-inflammatory	0.870561	0.0	0.000273	
toxin	0.853246	0.0	0.000273	
damage_halfmax	0.603295	0.0	0.000273	
cell_cell_repulsion_strength	0.603295	0.0	0.000273	
relative_max_damage_death	0.603295	0.0	0.000273	
resource_chemotactic_sensitivities	0.603295	0.0	0.000273	
migration_speed	0.595514	0.0	0.000273	

	C	pval_norm	var_norm	pval_norm_fdr_bh
position_vectorlength	0.009540	0.0	0.000273	0.0
quorum	0.030820	0.0	0.000273	0.0
debris	0.062550	0.0	0.000273	0.0
toxin	0.080504	0.0	0.000273	0.0
pro-inflammatory	0.128708	0.0	0.000273	0.0
cell_cell_repulsion_strength	0.340886	0.0	0.000273	0.0
relative_max_damage_death	0.340886	0.0	0.000273	0.0
resource_chemotactic_sensitivities	0.340886	0.0	0.000273	0.0
damage_halfmax	0.340886	0.0	0.000273	0.0
migration_speed	0.346057	0.0	0.000273	0.0

squidpy: var_by_distance



LUDDY

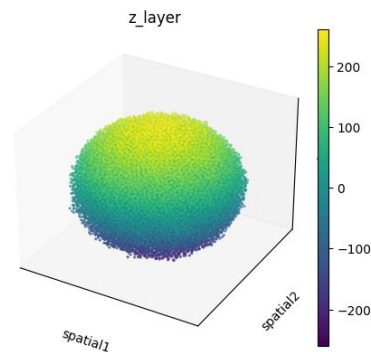
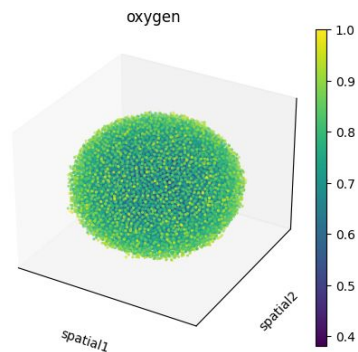
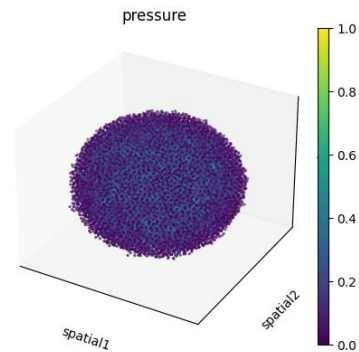
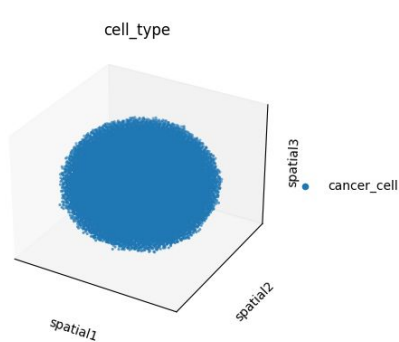
SCHOOL OF INFORMATICS, COMPUTING, AND ENGINEERING

PhysiCell Project

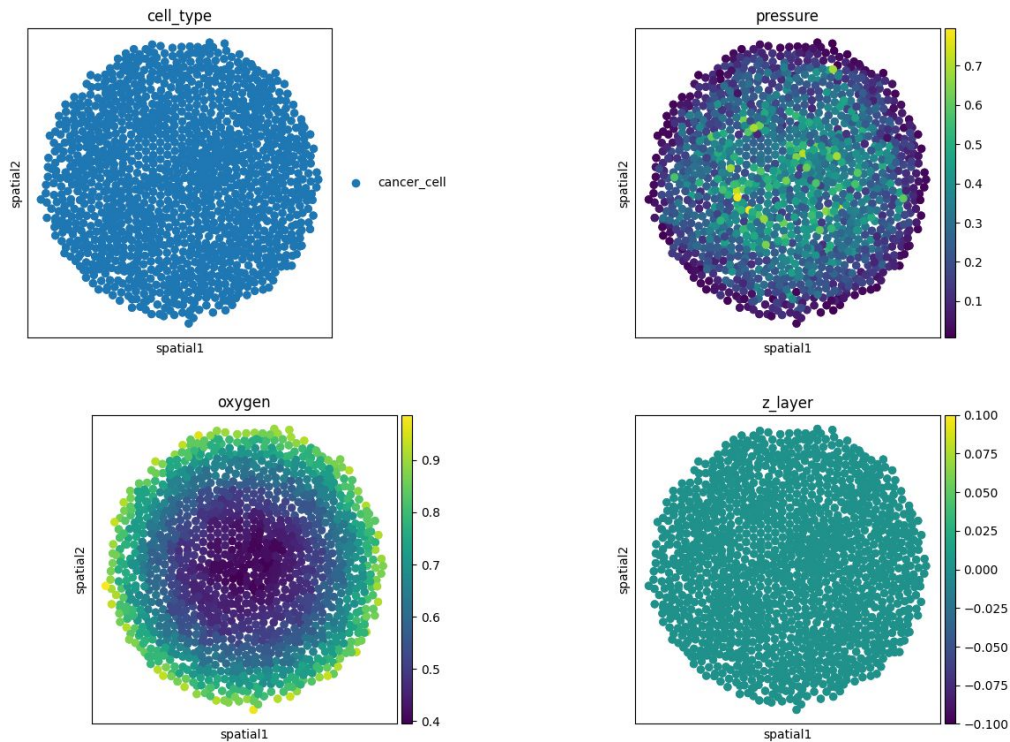
PhysiCell.org

@PhysiCell

anndata & squidpy & 3D



anndata & squidpy & 3D



squidpy: “irrelevant” functions

- `gr.ligrec` # ligand receptor related
- `gr.sepal` # to identify spatially variable genes, but works only on square and hex matrices.
- `im.process` # h&e and microscopy image related
- `im.segment` # h&e and microscopy image related
- `im.calculate_image_features` # h&e and microscopy image related
- `pl.spatial_segment` # h&e and microscopy image related
- `sq.pl.extract` # make a temporary anndata object for plotting



LUDDY

SCHOOL OF INFORMATICS, COMPUTING, AND ENGINEERING

PhysiCell Project

PhysiCell.org

 **@PhysiCell**



- deep learning.
- scvi-tools: single-cell variational inference tools.
- probabilistic models for single-cell omics data.
- publication: <https://doi.org/10.1038/s41587-021-01206-w>
- manual: <https://docs.scvi-tools.org/en/stable/index.html>
- pytorch: <https://pytorch.org/>
- pytorch lightning: <https://lightning.ai/>
- pyro: <https://pyro.ai/>



more from scverse

homepage

- <https://scverse.org/>

data analysis

- **muon**: multimodal omics analysis.
- **scirpy**: T cell receptor (TCR) or B cell receptor (BCR) repertoires analysis from scRNA-seq data.
- scverse **ecosystem**: <https://scverse.org/packages/#ecosystem>



data formats

- **anndata**: <https://anndata.readthedocs.io/en/latest/>
- **spatialdata**: <https://spatialdata.scverse.org/en/latest/>
- **mudata**: <https://mudata.readthedocs.io/en/latest/>

